

HANSA FLEX

HOSE TECHNOLOGY CATALOGUE | 2022



60 years
of passion

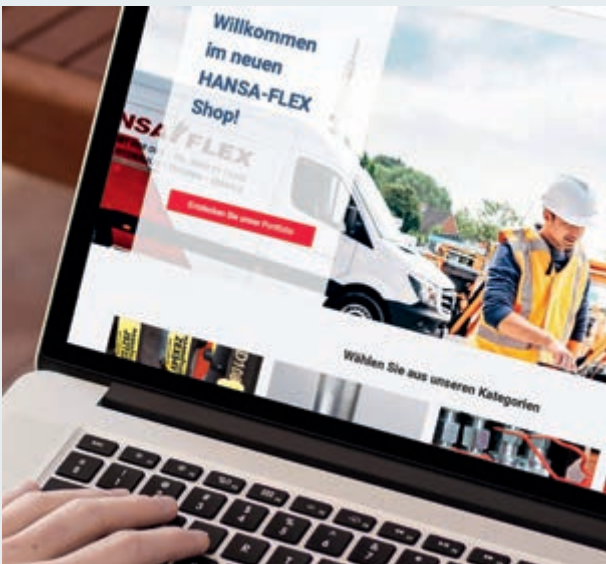
WWW.HANSA-FLEX.COM



X-CODE
HOSE MANAGEMENT

Our customer portal My.HANSA-FLEX provides the perfect solution for preventative maintenance. Users can see the technical data for a hose line at a glance: date of manufacture, period in use, suggested replacement date, machine and location. This allows, for example, inspection and maintenance intervals to be scheduled reliably in advance.

www.hansa-flex.com/en/hose_line_management



ONLINE SHOP
PURCHASE CONVENIENTLY 24/7

Our online shop offers the same levels of product quality and diversity of choice that our customers have traditionally enjoyed from our branches for the last 50 years: from hydraulic hoses and hose fittings to couplings, ball valves and cylinders – all from a single source.

www.hansa-flex.com/en/shop



HANSA-FLEX
ON HAND FOR OUR CUSTOMERS

With our close-meshed network of subsidiaries, we are never far from our customers. We offer the full programme of hydraulic products and services at each of our 400 locations: from a simple replacement hose line to high-performance hydraulic cylinders – a personal, fast and reliable service.

www.hansa-flex.com/en/subsidiaries

Hose technology

	Page	
Find your hose line in just a few simple steps	4	F
Technical information	6	T
Hoses and accessories	22	1
Hose fittings	88	2
Index / Product directory	270 / 275	I

Despite careful checking, we cannot exclude the possibility of errors in this document and we accept no liability for the information it contains.

Find your hose line in just a few simple steps

F

1. Select the correct hose

Do you have a hose that needs replacing?
Do you know the nominal diameter (DN), operating pressure and applicable standard? Then you can use the overview by operating pressure and bend radius: **Page 24–27**

Are you looking for a hose for a specific application? You can find the correct hose type in the overview by medium and operating conditions: **Page 28–29**

2. Select suitable fittings series and ferrules

Find suitable products for your selected hose in the overview of matching fittings and ferrules by hose type: **Page 30–31**

Alternatively find suitable fittings series and ferrules on the product page for each hose – directly below each product table.

6	4	1/4"	6.4	7.0	14.1	225	900	100
8	5	5/16"	7.9	8.5	15.7	215	850	115
10	6	3/8"	9.5	10.1	18.1	180	720	130
12	8	1/2"	12.7	13.5	21.4	160	640	180
16	10	5/8"	15.8	16.7	24.5	130	520	200
19	12	3/4"	18.8	19.8	28.5	105	420	240
25	16	1"	25.4	26.4	36.6	88	350	300
31	20	1.1/4"	31.8	33.0	44.8	63	250	420
38	24	1.1/2"	38.1	39.3	52.1	50	200	500
51	32	2"	50.6	52.0	65.5	40	160	630

* DN = Nominal diameter, nominal size

Matching fittings:
Swage nipples for braided and thermoplastic hoses

Matching ferrules:
Swage ferrule for braided hose, skive ferrule, steel, PHD 100 (for DN05 to DN38)
Swage ferrule for braided hose, skive ferrule, steel, PHD 200 (only DN51)
Swage ferrule for braided hose, non-skive ferrule, steel, PHN 100 (for DN06, DN10 to DN31)
Swage ferrule for braided hose, non-skive ferrule, steel, PHN 200 (all sizes)

3. Select the thread and design of the fittings

As soon as you have found the correct page number for the chosen fittings series, you can select from a large variety of different threads, seals and design types.



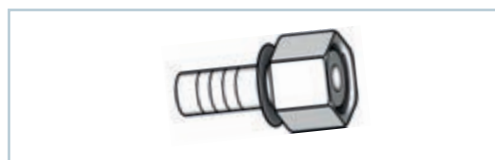
Hose



+ Ferrule



+ Fitting (crimp nipple)



= Hose line



In the case of products and product variants not fully covered in this catalogue, a shortened link is given instead of a page reference. Simply visit our online shop and enter the product's short link directly into the search box.

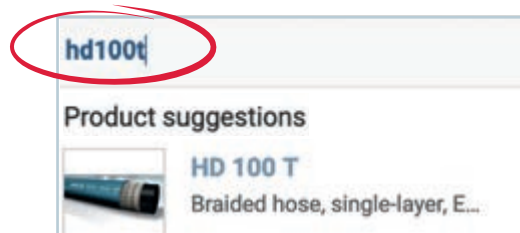
You can find the latest and more detailed information about the products in this catalogue in the online shop – as shown in the example for the HD 100 T shown here on the right.

Naturally, you will find making your order is now much more intuitive.

shop.hansa-flex.de/en_GB/



Working pressure	Burst pressure	Min. bend radius	Item no.
bar	bar	mm	
5	900	100	HD106T



Safety guidelines and information on the installation, operation, maintenance and inspection of HANSA-FLEX hydraulic hose lines

Table of contents

1. ASSEMBLY

- 1.1 Basic guidelines for the assembly of hydraulic hose lines
- 1.2 Additional information on the assembly of hydraulic hose lines

2. OPERATION

- 2.1 Commissioning and correct use of hydraulic hose lines
- 2.2 Storage of hydraulic hose lines
- 2.3 Additional information on the storage of hydraulic hose lines

3. MAINTENANCE

- 3.1 Inspection intervals for hydraulic hose lines
- 3.2 Inspection criteria for hydraulic hose lines
- 3.3 Repair and painting of hydraulic hose lines
- 3.4 Additional information on the maintenance of hydraulic hose lines



Hydraulic hose lines are capable of causing serious personal injury and environmental damage, but this danger is very often underestimated in practice. The wrong choice of hydraulic hoses or improper use of hydraulic hoses, hydraulic hose lines, fittings and accessories can impair the functional safety of the product and lead to failure and hence personal injury or material damage. In extreme cases, violently spraying oil and ruptured lines can even cause fatal injuries.

We therefore recommend most strongly that these safety guidelines are strictly observed!



The employer (operator of the machines) bears a particular responsibility.

This responsibility covers:

- the use of hydraulic hoses in accordance with their intended purpose
- scheduled monitoring and systematic control by a competent person with expertise in hose line technology (see e.g.: TRBS 1203 - persons qualified to carry out inspections)
- the identification and correction of faults
- the scheduled changing of hydraulic hose lines

This active assumption of responsibility is enshrined in the applicable legal framework. Based on the principles of industrial safety, the equipment and product safety act, the machine and pressure device directive and the ordinance on industrial health and safety, tasks are specified further and set out in procedural regulations for those concerned. Hydraulic hose assemblies are explicitly mentioned in this.

This guideline supplements the relevant domestic and international standards, guidelines and regulations which also have to be observed. It makes no claim to exhaustiveness.

1. Assembly

1.1 Basic guidelines for the assembly of hydraulic hose lines

In order to ensure the safe function of hydraulic hose lines and to avoid shortening their service life by excess strain, the following requirements must be satisfied:

- hydraulic hose lines may be assembled only by appropriately qualified personnel
- hydraulic hose lines must be installed in a serviceable position, free from obstructions and with freedom to move without abrasion or mechanical damage
- during operation hydraulic hose lines must generally not be subjected to tension, torsion or compression by external influences
- the minimum bending radius of the hose stipulated by the manufacturer must not be exceeded
- hydraulic hose lines must be protected against damage caused by external mechanical, thermal or chemical influences
- before starting operations, all connections (screw, flange, or plug-in) should be checked for tightness
- in the event of obvious external damage the hydraulic hose line must not be put into operation
- if necessary, the hydraulic hose line should be cleaned in a suitable manner before starting operation
- for hydraulic hose lines that require equipotential bonding in accordance with DGUV 213-060 T 033 (formerly TRBS 2153, or BGR 132), this should be checked and, if necessary, retrofitted.
- the hydraulic hose line length must be determined according to the installation conditions
- the possible shortening or lengthening under pressure indicated by the supplier or in the respective hose standard must be taken into consideration.

[Please note: operating conditions with simultaneous maximum working pressure, maximum temperature and minimum bending radius shorten the service life of hydraulic hose lines!]

1.2 Additional information on the assembly of hydraulic hose lines

1.2.1 Selection of the hydraulic hose line

The right choice of hydraulic hose lines is of crucial importance for safe and cost-effective operation of a hydraulic system. Criteria for the choice and design of the hydraulic hose line are:

- resistance to the medium – and not forgetting the cleaning processes!
- temperature resistance – check also the temperature/pressure behaviour!
- special ambient conditions and external influences
- pressure resistance, including required safety margins (also vacuum behaviour)
- nominal dimensions and the resulting flow velocities
- bending radii
- changes in length and external diameter
- exceptional loads due to external forces or pressure surges
- abrasion characteristics and possible protection
- availability of the hose as bulk goods and of the fittings
- installation conditions, e.g. movements, kinking, whipping, marking, offset angle of elbow fittings (see technical information on offset angles), section lengths
- safe seal shapes (sealing head form)
- required approvals

1.2.2 Media compatibility

The compatibility of the hose and fitting materials used with the media to be transported must always be tested. The surrounding media must also be taken into consideration in the selection.

1.2.3 Temperature and environment

Both operating and ambient temperatures must be taken into consideration when selecting a hydraulic hose line. If hydraulic hose lines are used outside their permissible temperature range, a significant reduction in their service life is to be expected.

HANSA-FLEX standard hydraulic hoses are generally designed, depending on configuration, for continuous operation in a temperature range from -40°C to max. $+100^{\circ}\text{C}$ (briefly up to 120°C). It is recommended that an outside temperature of 80°C should not be exceeded on a sustained basis. Specific temperature characteristics can be found in the data sheets.

Different temperatures apply for media differing from the standard application (e.g. compressed air or water). At very low temperatures, rubber blends reach their „glass transition temperature“.

The glass transition temperature describes a temperature at which the elastic behaviour of the material is practically zero, i.e. the material becomes brittle and breaks like glass under mechanical load. A typical characteristic of a hydraulic hose line destroyed by glass transition are fine radial cracks in the surface of the hose inner and outer layer.

Due to the different expansion coefficients of the hydraulic hose line materials, the use of hydraulic hose lines at very low temperatures must be checked in relation to the medium and its properties.

Use under higher temperatures also shortens the service life of a hydraulic hose line, as rubber materials age prematurely as a result. However, the HANSA-FLEX range also includes hose types for higher temperature ranges.

In addition to ambient temperature considerations, the outer layer of a rubber hose is susceptible to environmental influences, such as ozone or strong UV radiation. Ozone and UV radiation can break down the chain molecules of the elastomer material. As a result, the material loses its elasticity. It becomes hard and brittle and breaks at points subject to higher loads, e.g. the outer radii. Characteristics of this behaviour are radial cracks that extend down to the braiding. In its range HANSA-FLEX therefore has special products with increased resistance.

1.2.4 Permissible pressure

The maximum working pressure (dynamic working pressure) determines the structure and the choice of the hose. Depending on the application, hoses are available with textile braiding, with wire braiding, with wire spiral inserts or also as special hoses made of metal or PTFE.

The maximum operating pressure of a hydraulic hose line is determined by the individual operating pressures of the components (hose or fitting). The lower operating pressure applies in each case.

1.2.5 Nominal sizes

In a hydraulic system, the hose or pipe inside diameter plays an important role. When a liquid flows through a line, it undergoes a pressure loss that depends on the volume of flow, the roughness of the inner wall, the line length, the inside diameter, the specific gravity of the liquid and its flow velocity. Also to be observed, however, is a „starting distance“ which has a significant influence on the velocity distribution. Pressure losses also occur when the liquid flows through fittings, valves, elbows and other restrictions.

The general rule is that in order to minimise losses, the inside diameter of the pipe / hose should be appropriately sized. If in doubt, decide in favour of the next-larger diameter. This reduces the flow velocity, and hence also the pressure losses in the line.

1.2.6 Torsion

Care should be taken to prevent excessive twisting of hydraulic hose during installation. Twisted hose lines significantly reduce the service life due to the internal rubbing of the wire braids or spirals when the hose flexes during operation. Under pressure pulses the plies try to return to their neutral starting position. A particular load occurs in the area of the connection.



Wrong



Right



For example: a twist of 7° reduces the service life by 80%. Attention should therefore always be paid during installation to ensure that the hydraulic hose line is not twisted in itself, e.g. when tightening the union nuts.

1.2.7 Minimum bending radius

A permissible bending radius is prescribed for each hose type, depending on its nominal size. If the minimum bending radius is exceeded, the service life and the load-bearing capacity of the hydraulic hose line is reduced. Exceeding the bend radius has two failure modes:

1) the outside bend creates gaps in the wire braid or spiral reducing the pressure resistance. 2) the inside bend creates a situation where the wire plies are compressed and start to overlap which also reduces the pressure rating. Exceeding of the minimum bending radius occurs particularly immediately behind the connection when a hose is bent too sharply.



Wrong

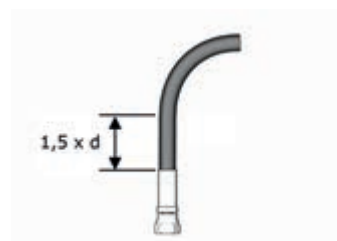


Right

If installed bent, the hydraulic hose line length should be selected so that the design bend of the hose only begins after a length of 1.5 times the outer diameter (1.5 x d). If necessary, kink protection should be provided.



Wrong



Right

In some cases it is also possible to avoid exceeding the minimum bending radius by the use of suitable fittings.



Wrong



Right



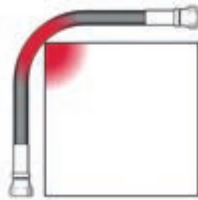
Attention: sudden failure of a hose line can allow hot high pressure hydraulic oil to escape and cause serious machine damage or worse human injury from burns, oil injection wounds, or death. In such cases, switch off the machine immediately. Do not ever come in direct contact of pressurized fluids escaping a failed hose. They can immediately penetrate the human skin and spread inside the body! Hydraulic liquids may be contaminated with bacteria which in such cases can result in serious or even fatal blood poisoning. Due to their small size and high pressure such injuries might not even be noticed because no pain is felt.



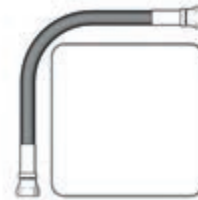
!! Consult a doctor immediately if hydraulic oil has penetrated human tissue!!

1.2.8 Abrasion

If a hose is laid over a sharp edge, the outer layer can wear through due to the movement of the hose during operation.



Wrong



Right

The same applies to hoses that are laid too close together. The hoses rub against one another. The wire braiding is no longer protected against corrosion and failure of the hose is only a question of time. If it is not possible to keep hoses from rubbing each other, it is possible to use hoses with highly abrasion-resistant outer covers.

1.2.9 Tensile load

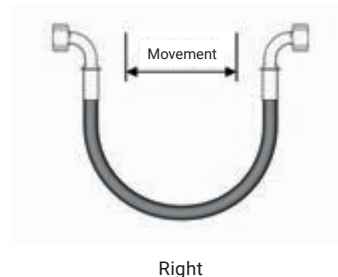
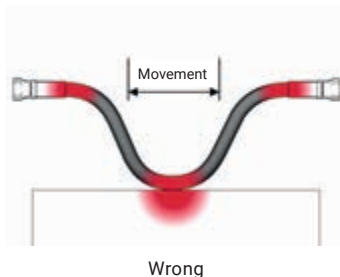
Tensile loads on hydraulic hose lines must be avoided, as this endangers the secure connection to the fittings. Please note that hydraulic hose lines can shorten under pressure (by up to 4% under maximum permissible working pressure), so that they should always be laid with a certain amount of slack. Possible movements of the hydraulic hose lines must also be considered.



Wrong




Right



***Note:** with certain applications, e.g. forklifts with spring-loaded tensioner rollers, tensile loads cannot be avoided. In such cases the permissible operational loads must be agreed upon with HANSA-FLEX.

1.2.10 Hose mounts

Hose clamps should not be used where they hinder the natural movement and change in length of the hose. The outer layer will be destroyed in the long term by the rubbing movements in the holder. Hose clamps should therefore only be installed on straight sections.



1.2.11 Whipping

If damage to a hydraulic hose line is likely to present a hazard due to whipping, the hydraulic hose line must be restrained or shielded. Hazardous whipping in the event of a hydraulic hose line tear off can be prevented by design engineering measures. The HANSA-FLEX Stopflex or StopLock safety system that permits a safe connection between hose and machine parts is particularly suitable for both proactive installation and retrofitting.

1.2.12 Leaks

If damage to a hydraulic hose line creates a hazard due to the escape of the pressurised medium, the hose must be shielded. The HANSA-FLEX TGF ISO protective hose can also be used for shielding.

1.2.13 Gases and vapours

When selecting the hose attention must be paid to permeation or effusion, i.e. the possible penetration of the gas molecules through the inner layer. Media losses or undesirable concentrations of gases or gaseous fuels are the result. These gases are potentially flammable, explosive or toxic. A selective discharge of possible gas concentrations below the outer layer can be achieved by pricking, as employed e.g. for compressed air lines above 16 bar or for hot water hoses.

The use of flammable and toxic gases as a medium in HANSA-FLEX hydraulic hoses is generally not recommended. Please consult HANSA-FLEX about possible alternatives.

1.2.14 Hoses for conveying flammable products

Most countries have regulations regarding the storage and transport of flammable products including liquid hydrocarbons (petrol, paraffin and diesel fuel) and liquefied petroleum gas (LPG) as they are hazardous products. Hoses and hose lines for this area also have to meet special requirements. Please consult HANSA-FLEX about suitable products.

As a precaution, we would like to point out that hydraulic hose lines are intended for use in hydraulic systems and that HANSA-FLEX cannot make any general statement on the conveyance of flammable products through hydraulic hose lines or hydraulic hoses.

T

2. Operation

2.1 Commissioning and correct use of hydraulic hose lines

Before commissioning, the tests prescribed by the relevant laws and directives (e.g. acceptance test, pressure test, etc.) and technical, organisational and personal protection measures have to be carried out. Technical and organisational measures always have priority. If all the hazards can nevertheless not be ruled out, effective personal protection equipment must be provided and used. The operator must test the suitability of the hydraulic hose lines and their components with respect to the operating parameters, such as operating temperature, vacuum, pressure and material resistance. Where abrasion is possible, wear of the hydraulic hose line must be assessed and examined.

2.2 Storage of hydraulic hose lines

- Store in cool, dry and dust-free conditions. Protect from direct sunshine and/or UV radiation. Shield from nearby heat sources. Hydraulic hoses and hydraulic hose lines must not come into contact with substances that cause damage
- Store hydraulic hoses and hydraulic hose lines horizontally in a stress-free and kink-free condition. When stored as rings, the radius must be not smaller than the minimum recommended by the manufacturer. (Exceptions are possible according to the specifications of the hydraulic hose manufacturer)
- Hose ends should be sealed with caps to protect the inside of the hose from dirt, ozone and corrosion
- Maximum storage period in accordance with DIN 20 066 recommendations: 4 years for hoses and 2 years for hydraulic hose lines
- Metal and PTFE hose lines must be protected in particular from exposure to chlorides, bromides, iodides and from rust

2.3 Additional information on the storage of hydraulic hose lines

2.3.1 General

Poor storage conditions and improper handling of the hoses could result in shorter service life and/or change their physical properties. The changes can be caused by the effects of e.g. oxygen, ozone, heat, light, moisture, solvents or storage under strain. Properly stored and handled rubber products retain their properties almost unchanged over a long period of time (several years).

2.3.2 Storage area

Hydraulic hose lines should not be stored outdoors, even when protected from the weather. They must not be stored together with lubricants, chemicals, solvents, fuels, acids, disinfectants and the like. The storage room should be dry, cool, dust-free and moderately ventilated.

2.3.3 Temperature

The temperature for storing rubber products should be between -10° C and +15° C. Other storage temperatures, such as up to +25° C, must be agreed with HANSA-FLEX. Temperatures above this can only be tolerated for a short time.

2.3.4 Heating

In the case of hydraulic hose lines, direct heat exposure must be avoided, so in heated storage rooms shielding must be provided or a minimum distance of 1 m must be maintained.

2.3.5 Moisture

The relative humidity in the storage rooms should be max. 65% and there should be no condensation.

2.3.6 Lighting

Direct sunlight and strong artificial light with a high ultraviolet content should be avoided when storing rubber and rubber products.

2.3.7 Oxygen and ozone

Exposure to ozone impairs the service life of hydraulic hose lines, so there must be no ozone-generating fixtures such as electric motors or other spark-generating machines in the storage room.

3. Maintenance

3.1 Inspection intervals for hydraulic hose lines



The inspection intervals for hydraulic hose assemblies must be determined by the operator according to the specifications of national ordinances and regulations and the ordinance on industrial health and safety, as well as within the framework of risk assessment according to § 3 of the ordinance. The safe working condition of hydraulic hose assemblies must be checked, for example, by a competent person as defined in § 2 Section 6 of the ordinance (§§ see German BetrSichV):

- before commissioning
- at regular intervals after commissioning (recommended e.g. for thermoplastic and elastomer hydraulic hose lines at least 1x per year. More severe loading due e.g. to higher mechanical, dynamic, thermal or chemical loads requires shorter inspection intervals)
- after repairs
- after major modifications (overhaul) of the machine
- after accidents or after longer periods of non-operation
- etc.

3.2 Inspection criteria for hydraulic hose lines



The safety regulations for hydraulic hose lines from the Federation of Institutions for Statutory Accident Insurance and Prevention (DGUV 113-020) and the currently valid issue of DIN 20066 and ISO/TS 17165-2 stipulate that the function of hydraulic hose lines must be assessed at intervals to be stipulated. The relevant rules clearly specify the criteria for replacement of hydraulic hose lines. Hydraulic Hose lines must be replaced if the following damage is discovered during an inspection:

- damage to the outer layer down to the ply, e.g. by abrasion marks, cuts or cracks
- brittleness of the outer layer or cracking of the hose material
- deformations not consistent with the natural form of the hose or hose line, both in pressure-free and pressurised state or during bending (e.g. delamination or blistering)
- leaks
- damage or deformation of the hose fitting (sealing function impaired); minor surface damage is no reason for replacement
- hose becomes detached from the fitting
- fitting tightness and function impaired by corrosion
- requirements for the installation not observed (e.g. to DIN 20066)
- storage and/or service period of the hose or hose line exceeded

National ordinances and regulations must be observed

3.3 Repair and painting of hydraulic hose lines



A repair of the hydraulic hose line involving the continued use of the installed hose and/or fitting (integration area) is not permitted. Recoating of hydraulic hose lines violates the identification requirement.

3.4 Additional information on the maintenance of hydraulic hose lines

3.4.1 Cleaning the outer layer

For information on cleaning hydraulic hose lines from the outside, please refer to the currently valid version of DIN 7716.

Cleaning the outer layer of hydraulic hose lines should be done with warm water and a little soap. The remains of the cleaning fluid should be rinsed off with water. Effective and particularly gentle cleaning agents are recommended. Solvents that are corrosive or aggressive to elastomers and thermoplastics should not be used. When choosing cleaning agents, make sure that they are compatible with the hydraulic hose material, the materials of the fittings and their coatings.

Hydraulic hose lines must not be cleaned with sharp-edged objects or tools. Drying after cleaning should be done at room temperature.

If there is a silicone-free requirement, we wish to point out that separate manufacturing, cleaning and storage processes are necessary.

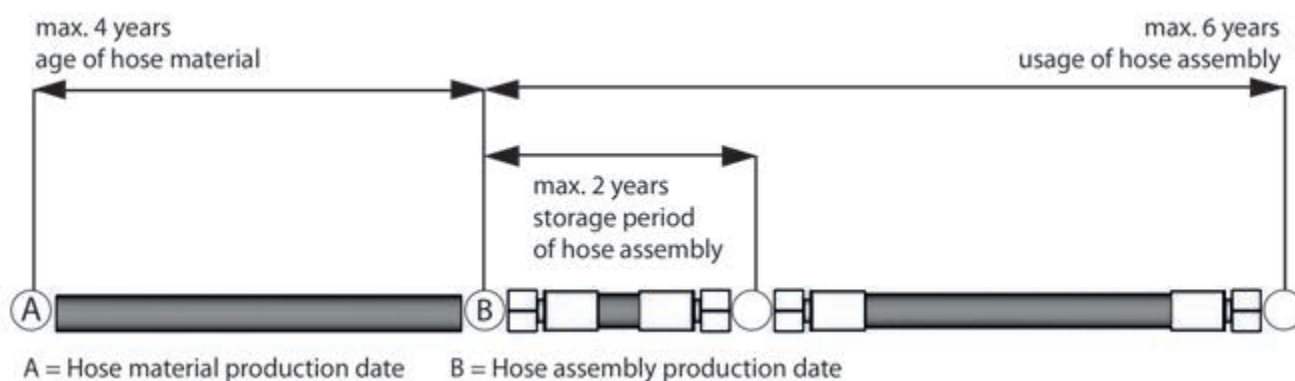
3.4.2 Service life

The currently valid issue of DIN 20066 stipulates as follows:

Even with proper storage and admissible loading, hydraulic hoses and hydraulic hose lines are subject to natural aging. Their service life is therefore limited. Improper storage, mechanical damage and overloading are the most frequent causes of failure. In individual cases, the service life can be defined on the basis of empirical values and in deviation from the following indicative values:

- the hydraulic hose material (bulk hose) should not be older than four years old when the hydraulic hose line is produced.
- the service life of a hydraulic hose line, including a possible storage period of the hydraulic hose line, should not exceed six years.
- the storage period of the hydraulic hose line should thus not exceed two years.

The following diagram illustrates this principle:



In practice, hydraulic hoses are stored according to the First In-First Out (FIFO) principle. FIFO defines a storage principle where the date of storage determines the date of retrieval from storage. This means that the hose that has been in storage longest is retrieved from storage first.

Information on the storage and service life of hydraulic hose lines can be found in the following publications:

- DIN EN ISO 8331, Point 1 4.2 Storage conditions
- ISO 17165-2, Point 9 Storage
- DIN EN ISO 4413, Point 5.4.6.5.1 - Hose lines (general requirements)
- DIN 20 066, Point 14.1.2 - Storage and service life (recommendation)
- DIN 7716, Rubber and rubber products: requirements for storage, cleaning and maintenance
- DGUV 113-020: Hydraulic hoses and hydraulic fluids, rules for safe use, e.g. Point 4.5.1 the service life of hydraulic hose lines

Assembly with offset angles

Hose lines with elbow fittings and offset angles (K and V)

DIN 20066 has defined the requirements for „hose lines with two offset angles“ in addition to the requirements for „hose lines with one offset angle“.

The additional designation uses the term offset angle K or K-angle.

The K-angle is necessary to be able to uniquely describe the following hose lines:

Both elbow fittings do not follow the natural curvature of the hose.

HANSA-FLEX made comply with DIN 20066 in this respect.

All hose lines should be referenced in compliance with the standard. This will provide a basis for unambiguous documentation and ordering.

All the possible configurations using the familiar offset angle V or V-angle and the standard defined K-angle are described below and clarified with examples.

Example 1: Hose line with one or two elbow fittings and no offset angle

If the hose line is manufactured with one or two elbow fittings that follow the natural curvature of the hose, then there is no offset angle.

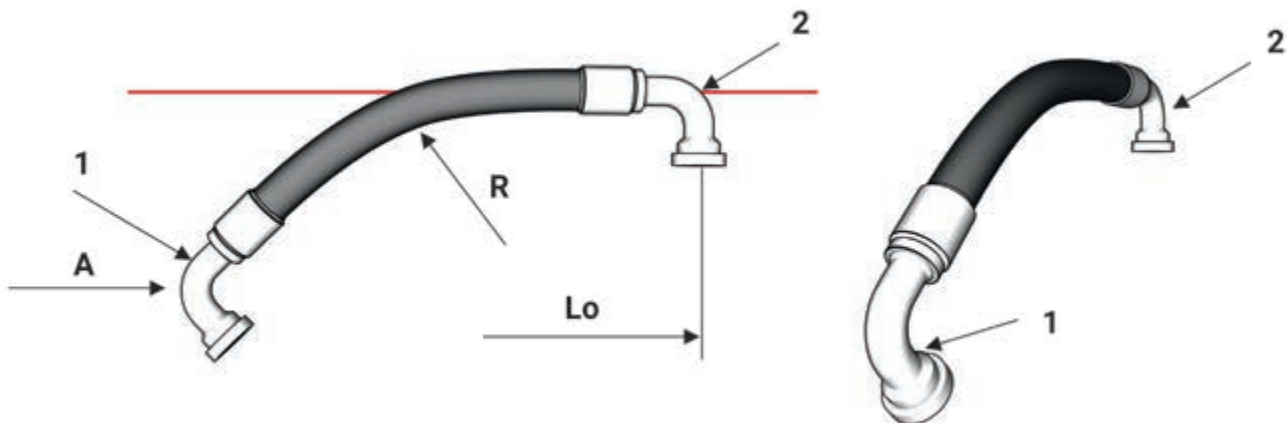


Figure 1

Legend:

- 1 First-mentioned hose fitting PN20SF90
- 2 Second-mentioned hose fitting PN20SF90
- A Direction of view (**always onto the first-mentioned fitting**)
- R Natural curvature of the hose
- LO Length of the hose line

Figure 1: Designation of a hose line HD220: **PHD220 x 1000 SF90**

Example 2 (V-angle): Hose line with two elbow fittings and one offset angle

If the second-mentioned elbow fitting (at the rear) is fitted offset to the first-mentioned fitting, not following the natural curvature of the hose, then the offset angle V must be given for the rear fitting. The angle is measured counterclockwise. The same procedure is used if the first-mentioned fitting is straight (e.g.: PN20SF).

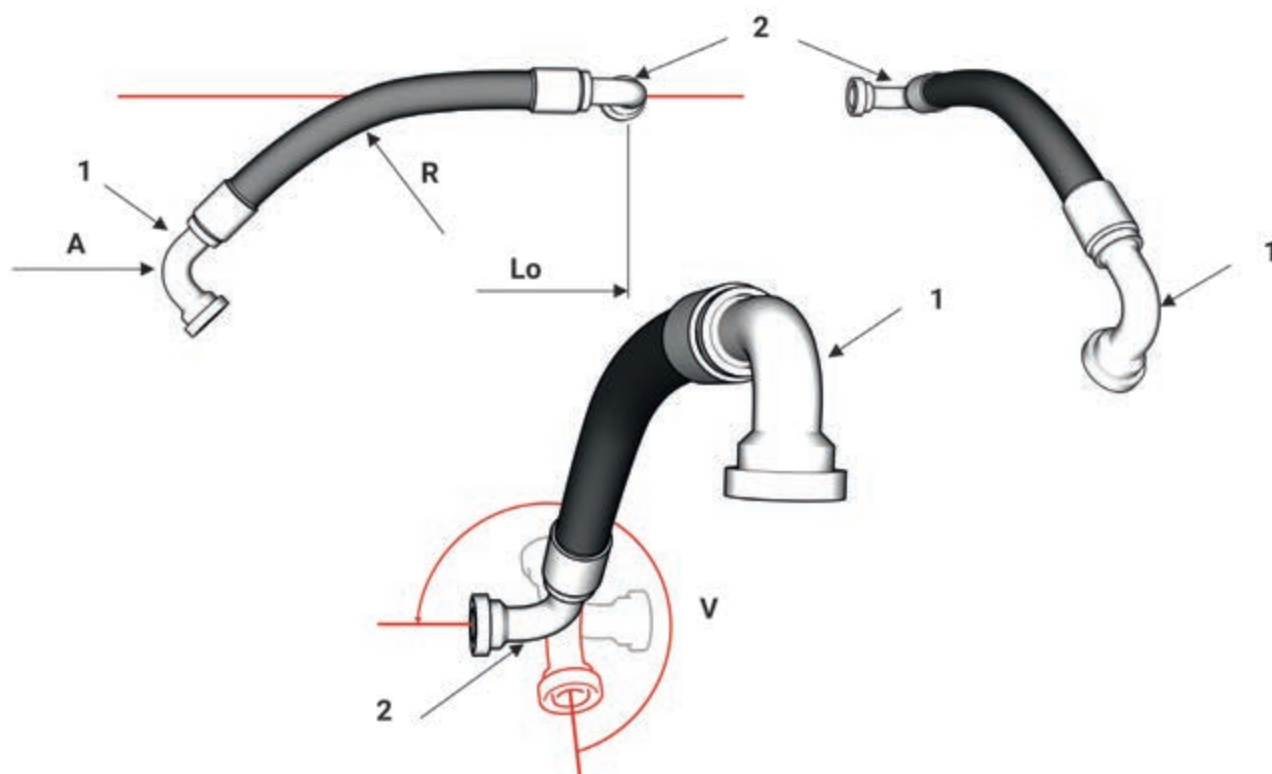


Figure 2

Legend:

- 1 First-mentioned hose fitting PN20SF90
- 2 Second-mentioned hose fitting PN20SF90
- A Direction of view (**always onto the first-mentioned fitting**)
- R Natural curvature of the hose
- V Offset angle, measured counterclockwise, in this case 270°
- LO Length of the hose line

Figure 2: Designation of a hose line HD220: **PHD220 x 1000 SF90 V270**

Example 3 (V-angle): Hose line with one elbow fitting and one offset angle

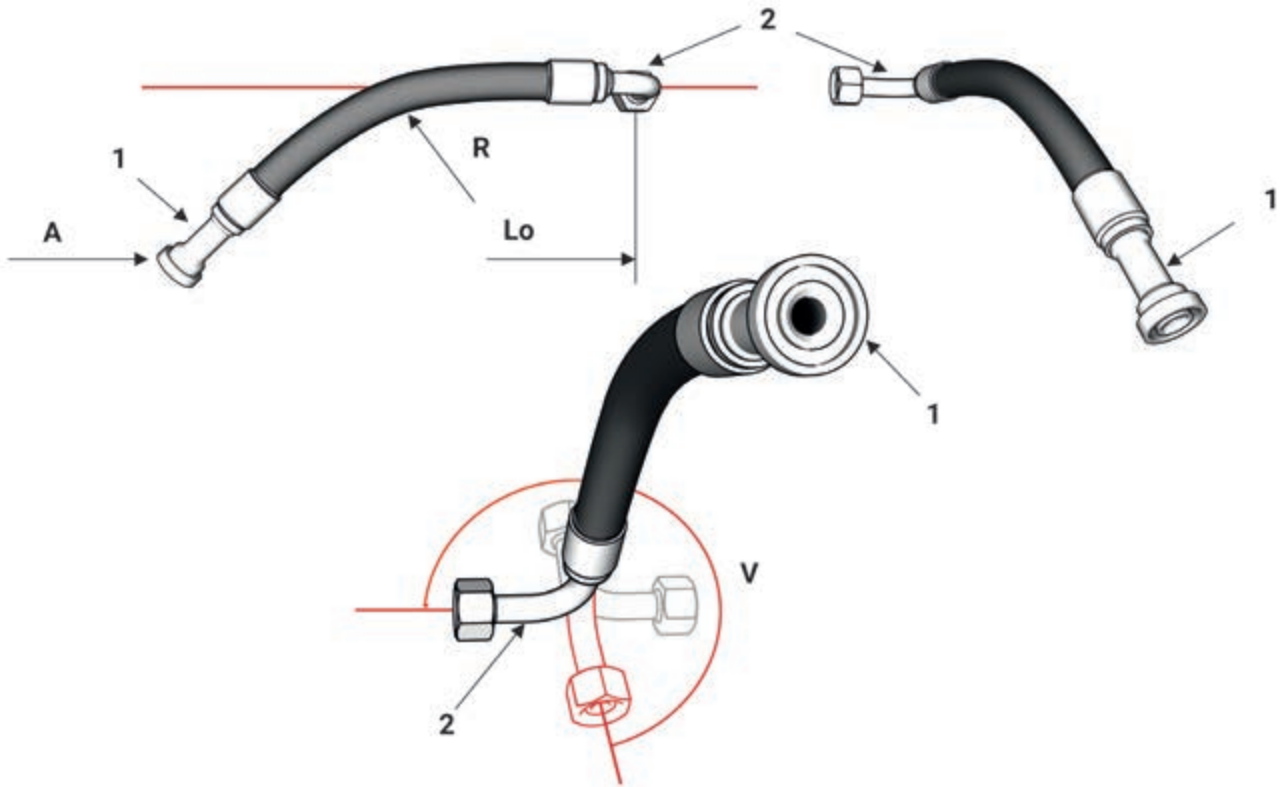


Figure 3

Legend:

- 1 First-mentioned hose fitting PN20SF
- 2 Second-mentioned hose fitting PN20AOL90
- A Direction of view (**always onto the first-mentioned fitting**)
- R Natural curvature of the hose
- V Offset angle, measured counterclockwise, in this case 270°
- LO Length of the hose line

Figure 3: Designation of a hose line HD220: **PHD220 x 1000 SF AOL90 V270**

Example 4 (K-angle and V-angle): Hose line with two elbow fittings and two offset angles

If both elbow fittings are fitted not following the natural curvature of the hose (Figure 4 and 5), the offset angle of the first-mentioned elbow fitting relative to the curvature of the hose is added. This angle is designated as the K-angle.

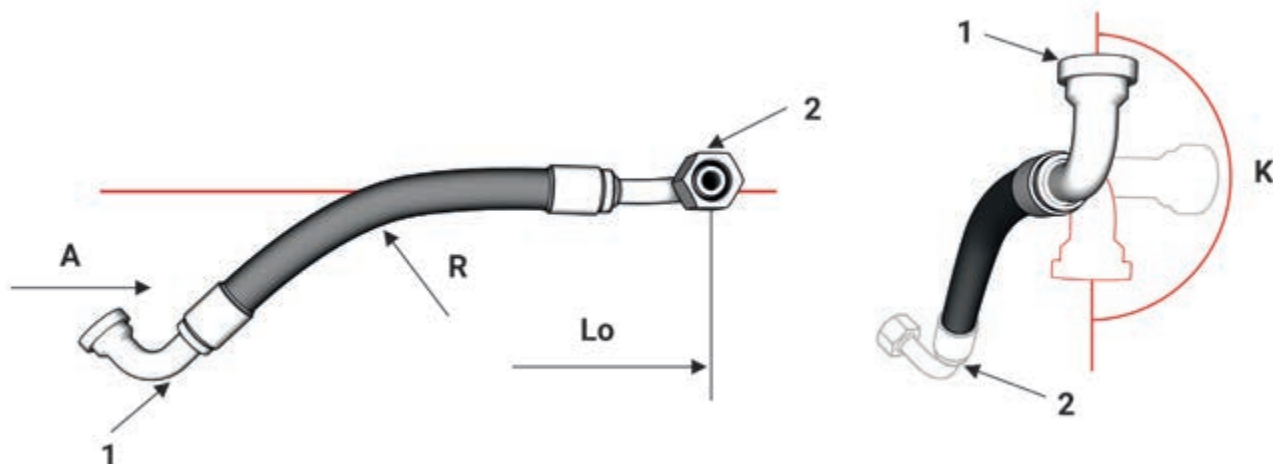


Figure 4

Offset angle K of the front, first-mentioned fitting

The V-angle of the second-mentioned fitting is given relative to the first-mentioned fitting.
 The designation of the offset angle of the second elbow fitting is arrived at by viewing the first-mentioned elbow fitting again from the front with it pointing downwards and measuring the offset angle V of the rear elbow fitting counterclockwise.

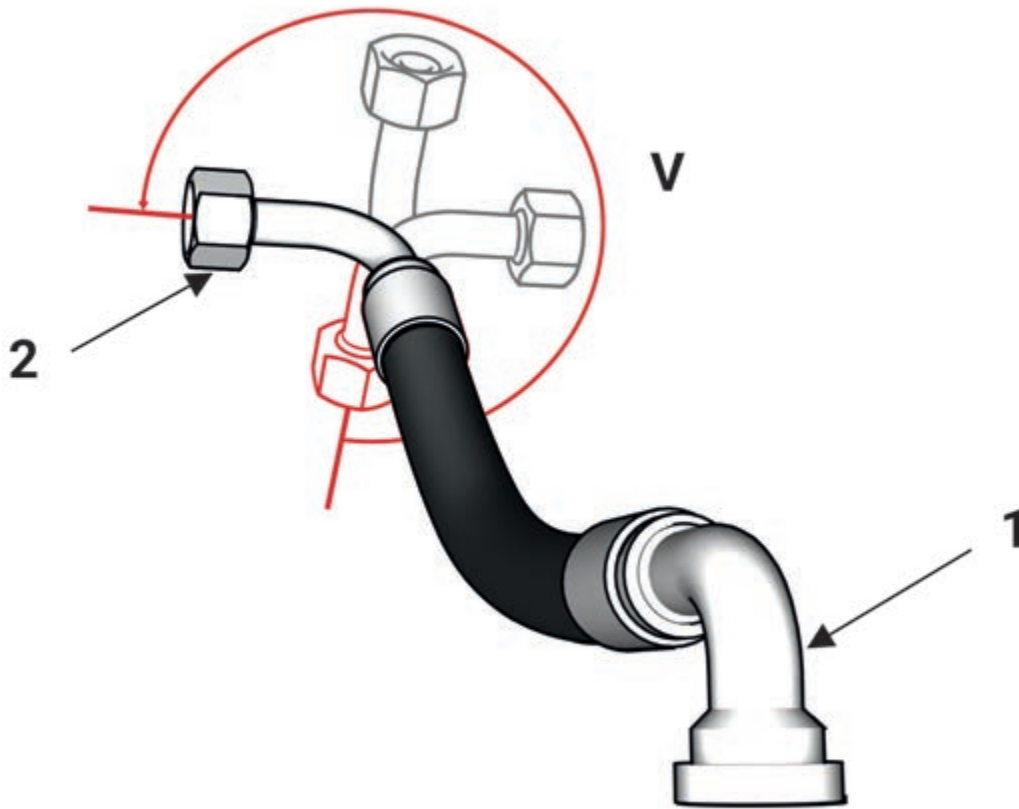


Figure 5

Offset angle V of the rear, second-mentioned fitting

Legend:

- 1 First-mentioned hose fitting PN20SF90
- 2 Second-mentioned hose fitting PN20AOS90
- A Direction of view (**always onto the first-mentioned fitting**)
- R Natural curvature of the hose
- K Offset angle of the front fitting measured counterclockwise, in this case 180°
- V Offset angle, measured counterclockwise, in this case 270°
- LO Length of the hose line

Figure 4 + 5: Designation of a hose line HD220: **PHD220 x 1000 SF90 AOS90 K180 V270**

Example 5 (K-angle and V-angle): Another hose line with two elbow fittings and two offset angles

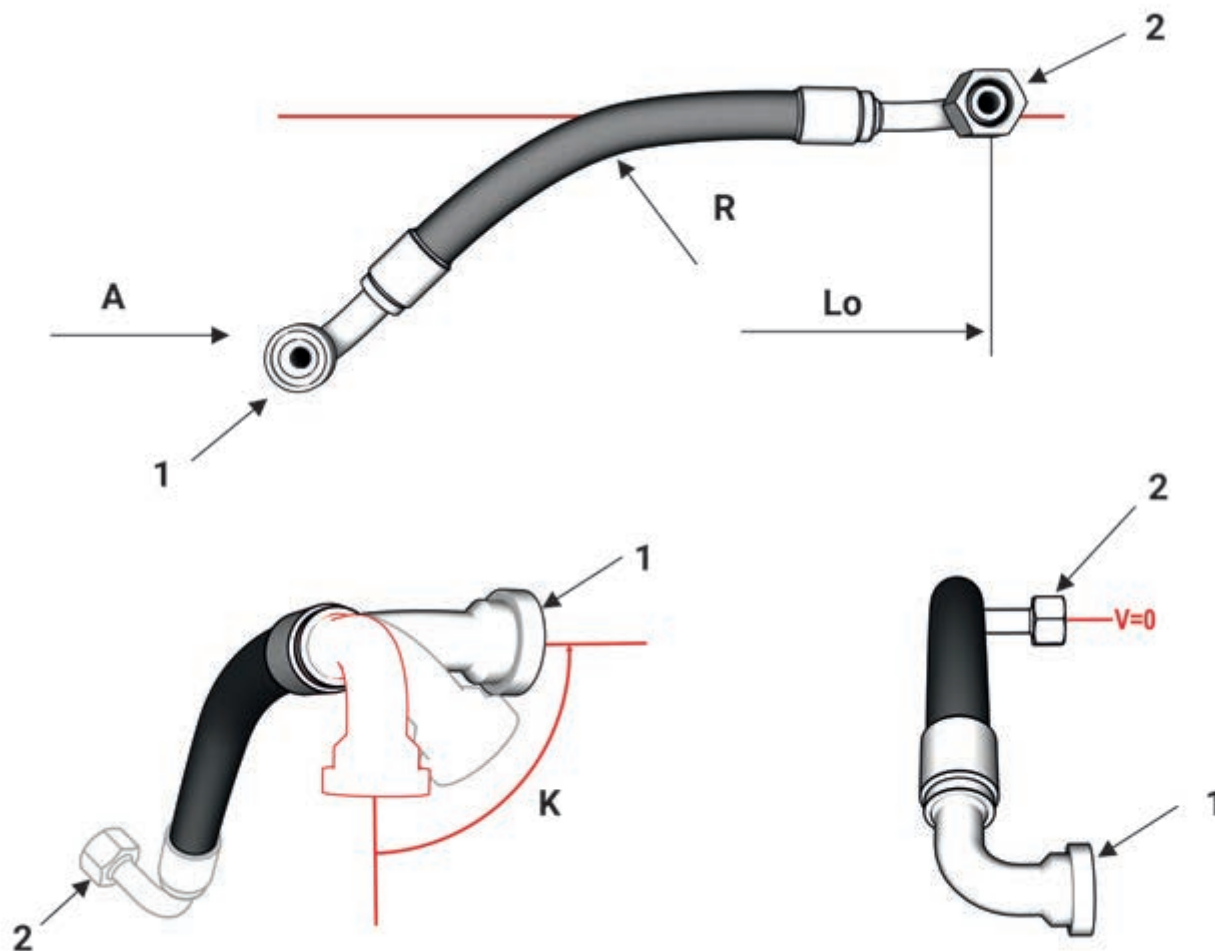


Figure 6

Legend:

- 1 First-mentioned hose fitting PN20SF90
- 2 Second-mentioned hose fitting PN20AOS90
- A Direction of view (**always onto the first-mentioned fitting**)
- R Natural curvature of the hose
- K Offset angle of the front fitting measured counterclockwise, in this case 90°
- V Offset angle, measured counterclockwise, in this case 0°
- LO Length of the hose line

Figure 6: Designation of a hose line HD220: **PHD220 x 1000 SF90 AOS90 K90 V0**

Hoses and accessories

1



Hydraulic hoses

Braided hoses	32
Spiral hoses	43
Textile hoses	48
Push-Lok hoses	50
Suction hoses	53
Thermoplastic hoses	55
Twin hoses	64

Pressure washer hoses

Pressure washer hoses	70
-----------------------	----

PTFE hoses

PTFE hoses	72
------------	----

Hose protection

Heat protection	73
Abrasion protection	75
Shrink hoses	80
Hose bundling	81
Antikink protection	82
Accessories	82

Safety technology

KIT made up of cable - lug - hook	83
Textile protection	85
Hose retention system	86

Hose	Page	Working pressure (bar)														Safety factor
		4	5	6	8	10	12	16	19	25	31	38	51	60	76	
		1/8"	3/16"	1/4"	5/16"	3/8"	1/2"	5/8"	3/4"	1"	1.1/4"	1.1/2"	2"	2.3/8"	3"	
		2	3	4	5	6	8	10	12	16	20	24	32	38	48	
Braided hoses																
HD 100	32		250	225	215	180	160	130	105	88	63	50	40			1:4
HD 100 T	33			225	215	180	160	130	105	88						1:4
HD 200	36		415	400	350	330	275	250	215	165	125	90	80	90	45	1:4
HD 200 RM	37			400	350	330	275	250	215	165	125	90	80			1:4
HD 200 S	38						380	350	310	230						1:4
HD 200 T	39			400	350	330	275	250	215	165	125	90	80			1:4
KP 100	34			225	215	180	160	130	105	88						1:4
KP 100 P	34			120	120	100	100									1:4
KP 100 RAIL	35				215	180	160	130	105	88						1:4
KP 100 S	35			290	250	230	210	150	125	110	100					1:4
KP 200	39			400	350	330	275	250	215	165						1:4
KP 200 NO	40			400	350	330	275									1:4
KP 200 PRO	40			400	350	330	275	250	215	165						1:4
KP 200 RAIL	41				350	330	275	250	215	165	125	100	90			1:4
KP 200 RM	43			450	420	385	350	290	280	200						1:4
KP 200 S	42			450	420	385	350	290	280	200	175					1:4
Spiral hoses																
HD 500	43								420	380	350	290	250			1:4
HD 600	44												350			1:4
HD 700	44							420	420	420	420	420				1:4
HD 700 LL	46										450	420	420			1:4
HD 700 PRO	45					420	420	420	420	420	420	420				1:4
HD 800	46							500	500	500	500					1:4
KP 600	47					445	420	420	380	350	350					1:4
KP 700	47								420	420						1:4
Textile hoses																
TE 100	48		25	25	20	20	16	16	12	12						1:4
TE 200 B	48		80	75	68	63	58	50	45	40						1:4
TE 200 RAIL	50		80	75	68	63	58	50	45	40						1:4
TE 300	49		160	145	130	110	93	80	70	55	45	40	33	25		1:4
Push-Lok hoses																
ND 300 T	50			17		17	17									1:4
NP 100	51			24		24	21	21	21	14						1:4
NP 300	52			21		21	21	21	21							1:4
Thermoplastic hoses																
NY 100	55		300	300	225	225	180									1:4
NY 100 PA	56		360	300	225	225	180	140	115	95						1:4
NY 1800	57		250	250	250	250										1:4
NY 2100	61			700												1:4
NY 500	60			700	700	700	590	500	450	315						1:4
NY 700	58	210	210	210	190	160	140									1:4
NY 800	58		350	350	310	280	245		165	140						1:4
NY 800 NC	59		350	350	310	280	245		165	140						1:4
TAF 100**	61	370		255	225	190	160									1:2
TAF 100 CU**	62	370		255												1:2
TBF 200**	63	485		455	375	340	280		215							1:2
TBF 200 CU**	63	485		455												1:2
NY 3000	60							420	350	280	310					1:4
Twin hoses																
KPZ 200	69			400	350	330	275									1:4
NYZ 100	64		300	300	225	225	180									1:4
NYZ 2100	69			700												1:4
NYZ 700	67		210	210	190	160	140									1:4
NYZ 800	68		350	350	310	280	245									1:4
TAFZ 100**	64	370		255	225	190	160									1:2
TAFZ 100 CU**	65	370		255												1:2
TBFZ 200**	66	485		455	375	340	280		215							1:2
TBFZ 200 CU**	67	485		455		340										1:2

* DN = Nominal diameter, nominal size
 ** working pressure at 20 °C






Bend radius min.														Temperature range		Standard	
4	5	6	8	10	12	16	19	25	31	38	51	60	76	min.	max.		
1/8"	3/16"	1/4"	5/16"	3/8"	1/2"	5/8"	3/4"	1"	1.1/4"	1.1/2"	2"	2.3/8"	3"				
2	3	4	5	6	8	10	12	16	20	24	32	38	48				
		90	100	115	130	180	200	240	300	420	500	630			-40 °C	100 °C	EN 853 1SN
			100	115	130	180	200	240	300						-55 °C	135 °C	EN 853 1SN
		90	100	115	130	180	200	240	300	420	500	630	762	912	-40 °C	100 °C	EN 853 2SN
			100	115	125	180	200	240	300	420	500	630			-40 °C	100 °C	EN 853 2SN
					130	180	240	240							-40 °C	100 °C	EN 853 2SN
			100	115	130	180	200	240	300	420	500	630			-55 °C	135 °C	EN 853 2SN
			75	85	90	130	150	180	230						-40 °C	100 °C	EN 857 1SC
			30	40	50	60									-40 °C	100 °C	
				55	65	90	100	120	150						-40 °C	100 °C	EN 857 1SC EN 45545-2
			40	55	65	80	105	120	160	300					-40 °C	100 °C	EXCEEDS EN 857 1SC
			75	85	90	130	170	200	250						-40 °C	100 °C	EN 857 2SC
			75	85	90	130									-40 °C	100 °C	EN 857 2SC
			75	85	90	130	170	200	250						-40 °C	100 °C	EN 857 2SC
				55	65	90	100	120	150	210	250	315			-40 °C	100 °C	EN 857 2SC EN 45545-2
			45	60	70	90	130	160	210						-40 °C	100 °C	EXCEEDS EN 857 2SC
			45	60	70	90	130	160	210	300					-40 °C	100 °C	EXCEEDS EN 857 2SC
								280	340	460	560	700			-40 °C	100 °C	EN 856 4SH
												630			-40 °C	121 °C	EN 856 R13
						265	265	330	445	530					-40 °C	121 °C	SAE 100 R15
									336	400	504				-40 °C	121 °C	EXCEEDS SAE 100 R15
				150	200	265	265	330	445	530					-40 °C	121 °C	SAE 100 R15
						200	215	270	380						-40 °C	100 °C	SAE 100 R15
				65	90	100	120	150	280						-40 °C	121 °C	ISO 18752-CC
							120	150							-40 °C	121 °C	ISO 18752-CC
		35	45	65	75	90	115	165	220						-40 °C	100 °C	EN 854 1TE
		35	40	50	60	70	90	110	150						-40 °C	100 °C	EN 854 2TE
		35	40	50	60	70	90	110	150						-40 °C	125 °C	EN 854 2TE EN 45545-2
		40	45	55	70	85	105	130	150	190	240	300	400		-40 °C	100 °C	EN 854 3TE
			65		75	130	150								-48 °C	150 °C	
			65		75	125	150	180	250						-40 °C	100 °C	
			45		75	80	115	135							-40 °C	100 °C	
		25	35	40	60	70									-40 °C	100 °C	
		25	35	40	60	70	115	145	180						-40 °C	100 °C	
		25	35	45	55										-55 °C	100 °C	EXCEEDS ISO 3949/R18
			70												-40 °C	100 °C	
	25	25	35	45	55	95									-40 °C	93 °C	ISO 3949/R7-1
		30	50	55	60	80		150	200						-40 °C	93 °C	ISO 3949/R8-1
		30	50	55	60	80		150	200						-40 °C	93 °C	ISO 3949/R8-2 NON CONDUCTIVE
	40		63	80	100										-60 °C	100 °C	
	40		63												-60 °C	80 °C	
	40		63	80	100	130		190							-60 °C	100 °C	
	40		63												-60 °C	80 °C	
						220	240	350	500						-40 °C	100 °C	
		25	45	55	65	80									-40 °C	100 °C	EN 857 2SC
			35	40	60	70									-40 °C	100 °C	
			70												-40 °C	100 °C	
		25	35	45	55	95									-40 °C	93 °C	ISO 3949/R7-1
		30	50	55	60	80									-40 °C	93 °C	ISO 3949/R8-1
	40		63	80	100	130									-60 °C	100 °C	
		40	63												-60 °C	80 °C	
	40		63	80	100	130		190							-60 °C	100 °C	
		40	63		100										-60 °C	80 °C	

Hose	Page	Working pressure (bar)														Safety factor
		4	5	6	8	10	12	16	19	25	31	38	51	60	76	
DN*		1/8"	3/16"	1/4"	5/16"	3/8"	1/2"	5/8"	3/4"	1"	1.1/4"	1.1/2"	2"	2.3/8"	3"	
Inch		2	3	4	5	6	8	10	12	16	20	24	32	38	48	
Size																
Pressure washer hoses																
HF 100	70			250	220	220	220									1:4
HF 200	70			400	400	400	400									1:4
HW 100	71			250	220	220	220									1:4
HW 200	71			400	400	400	400									1:4
PTFE hoses																
TF 100	72		264	224	207	183	161	114	103	80						1:3
TF 200	73			247	230	207	183	138	126	103						1:3



* DN = Nominal diameter, nominal size

Bend radius min.														Temperature range		Standard
4	5	6	8	10	12	16	19	25	31	38	51	60	76	min.	max.	
1/8"	3/16"	1/4"	5/16"	3/8"	1/2"	5/8"	3/4"	1"	1.1/4"	1.1/2"	2"	2.3/8"	3"			
2	3	4	5	6	8	10	12	16	20	24	32	38	48			
			100	115	130	180								-10 °C	150 °C	EN 853 1SN
			100	115	130	180								-10 °C	150 °C	EN 853 2SN
			100	115	130	180								-10 °C	150 °C	EN 853 1SN
			100	115	130	180								-10 °C	150 °C	EN 853 2SN
		64	76	102	133	152	178	203	305					-70 °C	260 °C	
			76	102	133	152	178	203	305					-70 °C	260 °C	

Hydraulic hoses



	Braided layer(s)	Spiral layer(s)	Mineral oil, mineral oil base	Air*	Air-oil-steam	Water*	Water-glycol emulsion	Antifreeze solution	Temp. max.	Standard	Tight installation conditions	Twin	Type	Page
Braided hoses														
	1		■	-	-	■	-	-	100 °C	EN 853 1SN	-	-	HD 100	32
	1		■	-	■	■	-	-	135 °C	EN 853 1SN	-	-	HD 100 T	33
	1		■	-	■	■	-	-	100 °C	EN 857 1SC	■	-	KP 100	34
	1		■	-	■	■	-	-	100 °C	-	■	-	KP 100 P	34
	1		■	-	■	■	-	-	100 °C	EN 857 1SC EN 45545-2	■	-	KP 100 RAIL	35
	1		■	-	■	■	-	-	100 °C	EXCEEDS EN 857 1SC	■	-	KP 100 S	35
	2		■	-	■	■	-	-	100 °C	EN 853 2SN	-	-	HD 200	36
	2		■	-	■	■	-	-	100 °C	EN 853 2SN	-	-	HD 200 RM	37
	2		■	-	■	■	-	-	100 °C	EN 853 2SN	-	-	HD 200 S	38
	2		■	-	■	■	-	-	135 °C	EN 853 2SN	-	-	HD 200 T	39
	2		■	-	■	■	-	-	100 °C	EN 857 2SC	■	-	KP 200	39
	2		-	-	-	-	-	-	100 °C	EN 857 2SC	■	-	KP 200 NO	40
	2		■	-	■	■	-	-	100 °C	EN 857 2SC	■	-	KP 200 PRO	40
	2		■	-	■	■	-	-	100 °C	EN 857 2SC EN 45545-2	■	-	KP 200 RAIL	41
	2		■	-	■	■	-	-	100 °C	EXCEEDS EN 857 2SC	■	-	KP 200 S	42
	2		■	-	■	■	-	-	100 °C	EXCEEDS EN 857 2SC	■	-	KP 200 RM	43
Spiral hoses														
		4	■	-	-	■	-	-	100 °C	EN 856 4SH	-	-	HD 500	43
		6	■	-	-	■	-	-	121 °C	EN 856 R13	-	-	HD 600	44
		6	■	-	-	■	-	-	121 °C	SAE 100 R15	-	-	HD 700	44
		6	■	-	-	■	-	-	121 °C	SAE 100 R15	-	-	HD 700 PRO	45
		6	■	-	-	■	-	-	121 °C	EXCEEDS SAE 100 R15	-	-	HD 700 LL	46
		6	-	-	-	-	-	-	100 °C	SAE 100 R15	-	-	HD 800	46
		4	■	-	-	■	■	-	121 °C	ISO 18752-CC	■	-	KP 600	47
		4	■	-	-	■	■	-	121 °C	ISO 18752-CC	■	-	KP 700	47
Textile hoses														
	1		■	-	-	■	-	-	100 °C	EN 854 1TE	-	-	TE 100	48
	2		■	-	-	■	-	-	100 °C	EN 854 2TE	-	-	TE 200 B	48
	2		■	-	-	■	-	-	100 °C	EN 854 3TE	-	-	TE 300	49
	2		■	-	-	■	-	-	125 °C	EN 854 2TE EN 45545-2	-	-	TE 200 RAIL	50
Push-Lok hoses														
	1		-	■	-	■	-	-	150 °C	-	-	-	ND 300 T	50
	1		-	■	-	■	-	■	100 °C	-	-	-	NP 100	51
	1		-	■	-	■	-	■	100 °C	-	-	-	NP 300	52
Suction hoses														
	2		■	-	-	-	■	-	100 °C	EXCEEDS SAE 100 R4	-	-	SGB 100	53
	2		■	-	-	-	■	-	80 °C	EXCEEDS SAE 100 R4	-	-	SG 100 RI	54
	2		-	-	-	■	-	-	125 °C	-	-	-	SG 100 RI EP	54
	2		■	-	-	■	-	-	100 °C	-	-	-	SGD 100	55

* maximum medium temperature can vary

	Braided layer(s)	Spiral layer(s)	Mineral oil, mineral oil base	Air*	Air-oil-steam	Water*	Water-glycol emulsion	Antifreeze solution	Temp. max.	Standard	Tight installation conditions	Twin	Type	Page
Thermoplastic hoses														
	1		■	-	-	■	-	-	100 °C	-	-	-	NY 100	55
	1		■	-	-	■	-	-	100 °C	-	-	-	NY 100 PA	56
	1		■	-	-	■	-	-	100 °C	EXCEEDS ISO 3949/R18	-	-	NY 1800	57
	2		■	-	-	■	-	-	93 °C	ISO 3949/R7-1	-	-	NY 700	58
	1		■	-	-	■	-	-	93 °C	ISO 3949/R8-1	-	-	NY 800	58
	1		■	-	-	■	-	-	93 °C	ISO 3949/R8-2 NON CONDUCTIVE	-	-	NY 800 NC	59
	3		■	-	-	■	-	-	100 °C	-	-	-	NY 500	60
	1	2	■	-	-	■	-	-	100 °C	-	-	-	NY 3000	60
	2		■	-	-	■	-	-	100 °C	-	-	-	NY 2100	61
	1		-	-	-	-	-	-	100 °C	-	-	-	TAF 100	61
	1		-	-	-	-	-	-	80 °C	-	-	-	TAF 100 CU	62
	2		-	-	-	-	-	-	100 °C	-	-	-	TBF 200	63
	2		-	-	-	-	-	-	80 °C	-	-	-	TBF 200 CU	63
Twin hoses														
	1		■	-	-	■	-	-	100 °C	-	-	■	NYZ 100	64
	1		-	-	-	-	-	-	100 °C	-	-	■	TAFZ 100	64
	1		-	-	-	-	-	-	80 °C	-	-	■	TAFZ 100 CU	65
	2		-	-	-	-	-	-	100 °C	-	-	■	TBFZ 200	66
	2		■	-	-	■	-	-	93 °C	ISO 3949/R7-1	-	■	NYZ 700	67
	2		-	-	-	-	-	-	80 °C	-	-	■	TBFZ 200 CU	67
	1		■	-	-	■	-	-	93 °C	ISO 3949/R8-1	-	■	NYZ 800	68
	2		■	-	-	■	-	-	100 °C	EN 857 2SC	■	■	KPZ 200	69
	2		■	-	-	■	-	-	100 °C	-	-	■	NYZ 2100	69

* maximum medium temperature can vary

Pressure washer hoses, PTFE hoses

	Braided layer(s)	Spiral layer(s)	Mineral oil, mineral oil base	Air*	Air-oil-steam	Water*	Water-glycol emulsion	Antifreeze solution	Temp. max.	Standard	Tight installation conditions	Twin	Type	Page
Pressure washer hoses														
	1		-	-	-	-	-	-	150 °C	EN 853 1SN	-	-	HF 100	70
	2		-	-	-	-	-	-	150 °C	EN 853 2SN	-	-	HF 200	70
	1		-	-	-	-	-	-	150 °C	EN 853 1SN	-	-	HW 100	71
	2		-	-	-	-	-	-	150 °C	EN 853 2SN	-	-	HW 200	71
PTFE hoses														
	1		-	-	-	-	-	-	260 °C	-	-	-	TF 100	72
	2		-	-	-	-	-	-	260 °C	-	-	-	TF 200	73

* maximum medium temperature can vary

Hose type	Fittings series	Ferrule series 1	Ferrule series 2	Ferrule series 3
Braided hoses				
HD 100	Swage nipples for braided and thermoplastic hoses Page 91	PHD 100 (for DN05 to DN38) Page 158 , PHD 200 (only DN51) Page 158	PHN 100 (for DN06, DN10 to DN31) Page 160	PHN 200 (all sizes) Page 160
HD 100 T	Swage nipples for braided and thermoplastic hoses Page 91	PHD 100 (all sizes) Page 158		
HD 200	Swage nipples for braided and thermoplastic hoses Page 91	PHD 200 (all sizes) Page 158 , PHD 400 (only DN16) Page 159		PHN 200 (all sizes) Page 160
HD 200 RM	Swage nipples for braided and thermoplastic hoses Page 91	PHD 200 (all sizes) Page 158 , PHD 400 (only DN16) Page 159		
HD 200 S	Swage nipples for braided and thermoplastic hoses Page 91	PHD 200 (all sizes) Page 158 , PHD 400 (only DN16) Page 159		
HD 200 T	Swage nipples for braided and thermoplastic hoses Page 91	PHD 200 (all sizes) Page 158 , PHD 400 (only DN16) Page 159		
KP 100	Swage nipples for braided and thermoplastic hoses Page 91	PHD 100 (all sizes) Page 158	PHN 100 (all sizes) Page 160	
KP 100 P	Swage nipples for braided and thermoplastic hoses Page 91	PKN 100 (all sizes) Page 161		
KP 100 RAIL	Swage nipples for braided and thermoplastic hoses Page 91	PHD 100 (all sizes) Page 158	PHN 100 (DN10 to DN25) Page 160	
KP 100 S	Swage nipples for braided and thermoplastic hoses Page 91	PHD 100 (all sizes) Page 158	PHN 100 (DN06, DN10 to DN25) Page 160	
KP 200	Swage nipples for braided and thermoplastic hoses Page 91	PHD 100 (all sizes) Page 158	PHN 200 (all sizes) Page 160	
KP 200 NO	Swage nipples for braided and thermoplastic hoses Page 91	PHD 100 (all sizes) Page 158		
KP 200 PRO	Swage nipples for braided and thermoplastic hoses Page 91	PHD 100 (all sizes) Page 158		
KP 200 RAIL	Swage nipples for braided and thermoplastic hoses Page 91	PHD 100 (all sizes) Page 158 , PHD 200 (only DN51) Page 158		
KP 200 RM	Swage nipples for braided and thermoplastic hoses Page 91	PHD 100 (all sizes) Page 158		
KP 200 S	Swage nipples for braided and thermoplastic hoses Page 91	PHD 100 (all sizes) Page 158		
Spiral hoses				
HD 500	Series PA 700 (DN19 and DN25) Page 164 , Series PA 500 Page 183			
HD 600	Series PA 600 Page 199			
HD 700	Series PA 700 Page 164			
HD 700 LL	Series PAH 700 Page 208			
HD 700 PRO	Series PA 700 Page 164			
HD 800	Series PA 800 Page 204			
KP 600	Series PA 700 (to DN25) Page 164 , Series PA 500 (DN31) Page 183			
KP 700	Series PA 700 Page 164			
Textile hoses				
TE 200 B	Swage nipples for braided and thermoplastic hoses Page 91	PHT (all sizes) Page 161 , PHT 200 (only DN05) Page 162		
TE 200 RAIL	Swage nipples for braided and thermoplastic hoses Page 91	PHT (all sizes) Page 161 , PHT 200 (only DN05) Page 162		
TE 300	Swage nipples for braided and thermoplastic hoses Page 91	PHD 200 (only DN60) Page 158 , PHT (all sizes) Page 161 , PHT 300 (only DN05) Page 162		
Push-Lok hoses				
ND 300 T	Push-Lok fittings for Push-Lok hoses Page 257			
NP 100	Push-Lok fittings for Push-Lok hoses Page 257			
NP 300	Push-Lok fittings for Push-Lok hoses Page 257			

1

Hose type	Fittings series	Ferrule series 1	Ferrule series 2	Ferrule series 3
Thermoplastic hoses				
NY 100	Swage nipples for braided and thermoplastic hoses Page 91	PHY 100 (all sizes) Page 239		
NY 100 PA	Swage nipples for braided and thermoplastic hoses Page 91	PHY 100 (all sizes) Page 239 , PHY 800 (DN19 to DN25) Page 239		
NY 500	Series PAY 500 Page 241			
NY 700	Swage nipples for braided and thermoplastic hoses Page 91	PHY 700 (only DN04) Page 239	PHY 700 N (all sizes) Page 239	
NY 800	Swage nipples for braided and thermoplastic hoses Page 91	PHY 700 N (DN05, DN12) Page 239 , PHY 800 (DN19 to DN25) Page 239 , PHY 800 N (all sizes) Page 240		
NY 800 NC	Swage nipples for braided and thermoplastic hoses Page 91	PHY 700 N (DN05, DN12) Page 239 , PHY 800 (DN19 to DN25) Page 239 , PHY 800 N (all sizes) Page 240		
NY 1800	Swage nipples for braided and thermoplastic hoses Page 91	PHN 100 (DN06, DN10) Page 160 , PHY 100 (DN05, DN08) Page 239		
NY 2100	Series PNY 2100 Page 233	PHY 2100 (all sizes) Page 240		
NY 3000	Series PAY 500 (DN16, DN19) Page 241 , Series PAY 3000 Page 245			
TAF 100	Swage fittings for thermoplastic hoses (type TRP) Page 247			
TAF 100 CU	Swage fittings for thermoplastic hoses (type TRP) Page 247			
TBF 200	Swage nipples for braided and thermoplastic hoses Page 91	PHD 200 (all sizes) Page 158		
TBF 200 CU	Swage nipples for braided and thermoplastic hoses Page 91	PHD 200 (all sizes) Page 158		
Twin hoses				
KPZ 200	Swage nipples for braided and thermoplastic hoses Page 91	PHD 100 (all sizes) Page 158		
NYZ 100	Swage nipples for braided and thermoplastic hoses Page 91	PHY 100 (all sizes) Page 239		
NYZ 700	Swage nipples for braided and thermoplastic hoses Page 91	PHY 700 N (all sizes) Page 239		
NYZ 800	Swage nipples for braided and thermoplastic hoses Page 91	PHY 700 N (DN05, DN13) Page 239	PHY 800 N (all sizes) Page 240	
NYZ 2100	Series PNY 2100 Page 233	PHY 2100 (all sizes) Page 240		
TAFZ 100	Swage fittings for thermoplastic hoses (type TRP) Page 247			
TAFZ 100 CU	Swage fittings for thermoplastic hoses (type TRP) Page 247			
TBFZ 200	Swage nipples for braided and thermoplastic hoses Page 91	PHD 200 (all sizes) Page 158		
TBFZ 200 CU	Swage nipples for braided and thermoplastic hoses Page 91	PHD 200 (all sizes) Page 158		
Pressure washer hoses				
HF 100	Swage nipples for braided and thermoplastic hoses Page 91	PHD 100 (all sizes) Page 158		
HF 200	Swage nipples for braided and thermoplastic hoses Page 91	PHD 200 (all sizes) Page 158		
HW 100	Swage nipples for braided and thermoplastic hoses Page 91	PHD 100 (all sizes) Page 158		
HW 200	Swage nipples for braided and thermoplastic hoses Page 91	PHD 200 (all sizes) Page 158		
PTFE hoses				
TF 100	Swage nipples for braided and thermoplastic hoses Page 91	PHF 100 (all sizes) Page 255		
TF 200	Swage nipples for braided and thermoplastic hoses Page 91	PHF 100 (DN16 to DN25) Page 255 , PHF 200 (all sizes) Page 256		



Braided hose, single-layer, EN853 1SN

Application:	low and medium high pressure circuits return hoses
Standard:	EN 853 1SN
Inner tube:	Oil resistant, synthetic rubber
Reinforcement:	one high-tensile steel wire braid
Cover:	synthetic rubber with high temperature, ozone and weather resistance
Colour:	black
Temp. min.:	-40 °C
Temp. max.:	100 °C
Elongation:	+ 2 % to - 4 %
Media:	mineral oil poly-glycol based oil water (0 °C to +70 °C) water-oil-emulsions

Note:

The change in length of the hose is determined at max. working pressure during testing according to EN ISO 1402

www.Q...HD100

DN*	Size	Inch	Inside Ø	Inside Ø	Outside Ø	Working pressure	Burst pressure	Min. bend radius	Item no.
			min.	max.	max.				
			mm	mm	mm	bar	bar	mm	
5	3	3/16"	4.9	5.4	12.5	250	1000	90	HD104
6	4	1/4"	6.4	7.0	14.1	225	900	100	HD106
8	5	5/16"	7.9	8.5	15.7	215	850	115	HD108
10	6	3/8"	9.5	10.1	18.1	180	720	130	HD110
12	8	1/2"	12.7	13.5	21.4	160	640	180	HD113
16	10	5/8"	15.8	16.7	24.5	130	520	200	HD116
19	12	3/4"	18.8	19.8	28.5	105	420	240	HD120
25	16	1"	25.4	26.4	36.6	88	350	300	HD125
31	20	1.1/4"	31.8	33.0	44.8	63	250	420	HD132
38	24	1.1/2"	38.1	39.3	52.1	50	200	500	HD140
51	32	2"	50.6	52.0	65.5	40	160	630	HD150

* DN = Nominal diameter, nominal size

Matching fittings:

Swage nipples for braided and thermoplastic hoses Page 91

Matching ferrules:

Swage ferrule for braided hose, skive ferrule, steel, PHD 100 (for DN05 to DN38) Page 158

Swage ferrule for braided hose, skive ferrule, steel, PHD 200 (only DN51) Page 158

Swage ferrule for braided hose, non-skive ferrule, steel, PHN 100 (for DN06, DN10 to DN31) Page 160

Swage ferrule for braided hose, non-skive ferrule, steel, PHN 200 (all sizes) Page 160

Braided hose, single-layer, EN853 1SN, high temperature resistance



Application:	Low and medium pressure circuits with extreme temperatures (e. g. foundries, compressors) hydraulics in mechanical engineering
Special features:	outstanding ozone, weather, UV and temperature resistance
Standard:	EN 853 1SN
Inner tube:	Oil resistant, synthetic rubber
Reinforcement:	one high-tensile steel wire braid
Cover:	synthetic rubber with high temperature, ozone and weather resistance
Colour:	blue
Temp. min.:	-55 °C
Temp. max.:	135 °C
Elongation:	+ 2 % to - 4 %
Media:	mineral oil gear oil glycol and poly-glycol air-oil vapour water-oil-emulsions (up to +100 °C) water (0 °C to +70 °C)

Note:

The change in length of the hose is determined at max. working pressure during testing according to EN ISO 1402
Operation with compressed air requires a pinpricked outer cover.

[www](http://www.hansa-flex.de)  ...HD100T

DN*	Size	Inch	Inside Ø min.	Inside Ø max.	Outside Ø max.	Working pressure	Burst pressure	Min. bend radius	Item no.
			mm	mm	mm	bar	bar	mm	
6	4	1/4"	6.2	7.0	14.1	225	900	100	HD106T
8	5	5/16"	7.7	8.5	15.7	215	850	115	HD108T
10	6	3/8"	9.3	10.1	18.1	180	720	130	HD110T
12	8	1/2"	12.3	13.5	21.4	160	640	180	HD113T
16	10	5/8"	15.5	16.7	24.5	130	520	200	HD116T
19	12	3/4"	18.6	19.8	28.5	105	420	240	HD120T
25	16	1"	25.0	26.4	36.6	88	350	300	HD125T

* DN = Nominal diameter, nominal size

Matching fittings:

Swage nipples for braided and thermoplastic hoses

Page 91

Matching ferrules:

Swage ferrule for braided hose, skive ferrule, steel, PHD 100 (all sizes)

Page 158

Braided hose, single-layer, EN857 1SC



Application:	medium pressure circuits with restricted installation spaces pre-control hoses return hoses
Special features:	small bend radius
Standard:	EN 857 1SC
Inner tube:	Oil resistant, synthetic rubber
Reinforcement:	one high-tensile steel wire braid
Cover:	Oil resistant and weatherproof synthetic rubber
Colour:	black
Temp. min.:	-40 °C
Temp. max.:	100 °C
Elongation:	+ 2 % to - 4 %
Media:	mineral oil poly-glycol based oil water (0 °C to +70 °C) water-oil-emulsions

Note:

The change in length of the hose is determined at max. working pressure during testing according to EN ISO 1402




[www](http://www.hansa-flex.com)  ...KP100

DN*	Size	Inch	Inside Ø	Inside Ø	Outside Ø	Working pressure	Burst pressure	Min. bend radius	Item no.	
			min.	max.	max.					
			mm	mm	mm	bar	bar	mm		
6	4	1/4"	6.4	6.9	13.5	225	900	75	KP106	
8	5	5/16"	7.9	8.5	14.5	215	860	85	KP108	
10	6	3/8"	9.5	10.1	16.9	180	720	90	KP110	
12	8	1/2"	12.7	13.5	20.4	160	640	130	KP113	
16	10	5/8"	15.8	16.7	23.0	130	520	150	KP116	
19	12	3/4"	18.8	19.8	26.7	105	420	180	KP120	
25	16	1"	25.4	26.4	34.9	88	352	230	KP125	

* DN = Nominal diameter, nominal size

Matching fittings:

Swage nipples for braided and thermoplastic hoses

Page 91


Matching ferrules:

Swage ferrule for braided hose, skive ferrule, steel, PHD 100 (all sizes)

Page 158

Swage ferrule for braided hose, non-skive ferrule, steel, PHN 100 (all sizes)

Page 160

**Braided hose, single-layer, smaller bend radius**

Application: medium pressure circuits with restricted installation spaces
pre-control hoses
return hoses

Special features: small bend radius
kink resistant

Inner tube: Oil resistant, synthetic rubber

Reinforcement: one high-tensile steel wire braid

Cover: synthetic rubber

Colour: black

Temp. min.: -40 °C

Temp. max.: 100 °C

Media: mineral oil
poly-glycol based oil
water (0 °C to +70 °C)
water-oil-emulsions

[www](http://www.hansa-flex.com)  ...KP100P

DN*	Size	Inch	Inside Ø	Outside Ø	Working pressure	Burst pressure	Min. bend radius	Item no.	
			mm	mm					
			mm	mm	bar	bar	mm		
6	4	1/4"	6.4	11.5	120	480	30	KP106P	
8	5	5/16"	7.9	13.1	120	480	40	KP108P	
10	6	3/8"	9.5	14.8	100	400	50	KP110P	
12	8	1/2"	12.7	18.0	100	400	60	KP113P	

* DN = Nominal diameter, nominal size

Matching fittings:

Swage nipples for braided and thermoplastic hoses

Page 91

Matching ferrules:

Swage ferrule for KP100 Pilot, non-skive ferrule, steel, PKN 100 (all sizes)

Page 161

Braided hose, single-layer, EN857 1SC, EN 45545-2 approved (railway)



Application:	rail vehicles
Standard:	EN 857 1SC EN 45545-2
Inner tube:	Oil resistant, synthetic rubber
Reinforcement:	one high-tensile steel wire braid
Cover:	Oil-resistant, synthetic rubber; flame retardant
Temp. range:	air (max. 75 °C)
Temp. min.:	-40 °C
Temp. max.:	100 °C
Media:	mineral oil poly-glycol based oil water (0 °C to +85 °C)

[www](http://www.hansa-flex.de) ...KP100RAIL

DN*	Size	Inch	Inside Ø	Ø Reinforcement	Outside Ø	Working pressure	Burst pressure	Min. bend radius	Item no.
			mm	mm	mm	bar	bar	mm	
8	5	5/16"	7.9	12.1	14.5	215	860	55	KP108RAIL
10	6	3/8"	9.5	14.5	16.9	180	720	65	KP110RAIL
12	8	1/2"	12.7	18.1	20.4	160	640	90	KP113RAIL
16	10	5/8"	15.9	21.0	23.0	130	520	100	KP116RAIL
19	12	3/4"	19.0	24.4	26.7	105	420	120	KP120RAIL
25	16	1"	25.4	31.9	34.9	88	352	150	KP125RAIL

* DN = Nominal diameter, nominal size

Matching fittings:

Swage nipples for braided and thermoplastic hoses Page 91

Matching ferrules:

Swage ferrule for braided hose, skive ferrule, steel, PHD 100 (all sizes) Page 158

Swage ferrule for braided hose, non-skive ferrule, steel, PHN 100 (DN10 to DN25) Page 160

Braided hose, single-layer, exceeds EN857 1SC, higher working pressures, smaller bend radius



Application:	medium pressure circuits with restricted installation spaces
Special features:	Impulse tested with up to 1 million cycles
Standard:	EXCEEDS EN 857 1SC
Inner tube:	Oil resistant, synthetic rubber
Reinforcement:	one high-tensile steel wire braid
Cover:	Oil resistant and weatherproof synthetic rubber flame-retardant according to MSHA
Colour:	black
Temp. min.:	-40 °C
Temp. max.:	100 °C
Media:	glycol water-oil-emulsions water (0 °C to +70 °C) mineral oil

[www](http://www.hansa-flex.de) ...KP100S

DN*	Size	Inch	Inside Ø	Ø Reinforcement	Outside Ø	Working pressure	Burst pressure	Min. bend radius	Item no.
			mm	mm	mm	bar	bar	mm	
6	4	1/4"	6.6	10.1	12.0	290	1160	40	KP106S
8	5	5/16"	8.3	11.4	13.6	250	1000	55	KP108S
10	6	3/8"	9.9	13.6	15.9	230	920	65	KP110S

* DN = Nominal diameter, nominal size





DN*	Size	Inch	Inside Ø	Ø Reinforcement	Outside Ø	Working pressure	Burst pressure	Min. bend radius	Item no.
			mm	mm	mm	bar	bar	mm	
12	8	1/2"	13.0	16.9	19.2	210	840	80	KP113S
16	10	5/8"	16.4	20.3	22.3	150	600	105	KP116S
19	12	3/4"	19.5	23.9	26.1	125	500	120	KP120S
25	16	1"	26.0	31.0	33.1	110	440	160	KP125S
31	20	1.1/4"	32.5	40.2	43.7	100	400	300	KP132S

* DN = Nominal diameter, nominal size

Matching fittings:

Swage nipples for braided and thermoplastic hoses Page 91

Matching ferrules:

Swage ferrule for braided hose, skive ferrule, steel, PHD 100 (all sizes) Page 158

Swage ferrule for braided hose, non-skive ferrule, steel, PHN 100 (DN06, DN10 to DN25) Page 160

1



Braided hose, two-layer, EN853 2SN

Application:	medium high pressure circuits
Standard:	EN 853 2SN
Inner tube:	Oil resistant, synthetic rubber
Reinforcement:	two high-tensile steel wire braids
Cover:	synthetic rubber with high temperature, ozone and weather resistance
Colour:	black
Temp. min.:	-40 °C
Temp. max.:	100 °C
Elongation:	+ 2 % to - 4 %
Media:	mineral oil poly-glycol based oil water (0 °C to +70 °C) water-oil-emulsions

Note:

The change in length of the hose is determined at max. working pressure during testing according to EN ISO 1402

...HD200

DN*	Size	Inch	Inside Ø min.	Inside Ø max.	Outside Ø max.	Working pressure	Burst pressure	Min. bend radius	Item no.
			mm	mm	mm	bar	bar	mm	
5	3	3/16"	4.9	5.4	14.1	415	1660	90	HD204
6	4	1/4"	6.4	7.0	15.7	400	1600	100	HD206
8	5	5/16"	7.9	8.5	17.3	350	1400	115	HD208
10	6	3/8"	9.5	10.1	19.7	330	1320	130	HD210
12	8	1/2"	12.7	13.5	23.0	275	1100	180	HD213
16	10	5/8"	15.8	16.7	26.2	250	1000	200	HD216
19	12	3/4"	18.8	19.8	30.1	215	850	240	HD220
25	16	1"	25.4	26.4	38.9	165	650	300	HD225
31	20	1.1/4"	31.8	33.0	49.5	125	500	420	HD232
38	24	1.1/2"	38.1	39.3	55.9	90	360	500	HD240
51	32	2"	50.6	52.0	68.6	80	320	630	HD250
60	38	2.3/8"	59.6	61.2	73.1	90	360	762	HD260
76	48	3"	75.6	77.2	92.6	45	180	912	HD276

* DN = Nominal diameter, nominal size

Matching fittings:

Swage nipples for braided and thermoplastic hoses Page 91

Matching ferrules:

Swage ferrule for braided hose, skive ferrule, steel, PHD 200 (all sizes) Page 158

Swage ferrule, skive ferrule, steel, PHD 400 (only DN16) Page 159

Swage ferrule for braided hose, non-skive ferrule, steel, PHN 200 (all sizes) Page 160

Braided hose, two-layer, EN853 2SN, higher abrasion resistance



Application: medium high pressure range under extreme usage conditions
installations with high abrasion
shipbuilding
mining and opencast mining

Special features: high ozone and abrasion resistance
weatherproof

Standard: EN 853 2SN

Inner tube: Oil resistant, synthetic rubber

Reinforcement: two high-tensile steel wire braids

Cover: flame-retardant according to MSHA
synthetic rubber with high ozone, abrasion,
and weather resistance

Colour: black

Temp. min.: -40 °C

Temp. max.: 100 °C

Media: mineral oil
glycol
poly-glycol based oil
water (0 °C to +70 °C)
water-oil-emulsions (up to +100 °C)

Note:

The change in length of the hose is determined at max. working pressure during testing according to EN ISO 1402

[www](http://www.hansa-flex.de)  ...HD200RM

DN*	Size	Inch	Inside Ø min.	Inside Ø max.	Outside Ø max.	Working pressure	Burst pressure	Min. bend radius	Item no.
			mm	mm	mm	bar	bar	mm	
6	4	1/4"	6.2	7.0	15.7	400	1600	100	HD206RM
8	5	5/16"	7.7	8.5	17.3	350	1400	115	HD208RM
10	6	3/8"	9.3	10.1	19.7	330	1320	125	HD210RM
12	8	1/2"	12.3	13.5	23.0	275	1100	180	HD213RM
16	10	5/8"	15.5	16.7	26.2	250	1000	200	HD216RM
19	12	3/4"	18.6	19.8	30.1	215	850	240	HD220RM
25	16	1"	25.0	26.4	38.9	165	650	300	HD225RM
31	20	1.1/4"	31.4	33.0	49.5	125	500	420	HD232RM
38	24	1.1/2"	37.7	39.3	55.9	90	360	500	HD240RM
51	32	2"	50.4	52.0	68.6	80	320	630	HD250RM

* DN = Nominal diameter, nominal size

Matching fittings:

Swage nipples for braided and thermoplastic hoses

Page 91

Matching ferrules:

Swage ferrule for braided hose, skive ferrule, steel, PHD 200 (all sizes)

Page 158

Swage ferrule, skive ferrule, steel, PHD 400 (only DN16)

Page 159



Braided hose, two-layer, exceeds EN853 2SN, higher working pressures

Application:	medium high pressure range under extreme usage conditions
Standard:	EN 853 2SN
Inner tube:	Oil resistant, synthetic rubber
Reinforcement:	two high-tensile steel wire braids
Cover:	Oil resistant and weatherproof synthetic rubber
Colour:	black
Temp. min.:	-40 °C
Temp. max.:	100 °C
Media:	glycol water-oil-emulsions (up to +100 °C) water (0 °C to +70 °C) mineral oil

Note:
The change in length of the hose is determined at max. working pressure during testing according to EN ISO 1402

www  ...HD200S

DN*	Size	Inch	Inside Ø	Outside Ø	Working pressure	Burst pressure	Min. bend radius	Item no.
			mm	mm	bar	bar	mm	
12	8	1/2"	12.7	22.0	380	1520	130	HD213S
16	10	5/8"	15.9	24.7	350	1400	180	HD216S
19	12	3/4"	19.0	29.3	310	1240	240	HD220S
25	16	1"	25.4	35.6	230	920	240	HD225S

* DN = Nominal diameter, nominal size


Matching fittings:

Swage nipples for braided and thermoplastic hoses Page 91

Matching ferrules:

Swage ferrule for braided hose, skive ferrule, steel, PHD 200 (all sizes) Page 158

Swage ferrule, skive ferrule, steel, PHD 400 (only DN16) Page 159



Braided hose, two-layer, EN853 2SN, high temperature resistance

Application:	Low and medium pressure circuits with extreme temperatures (e. g. foundries, compressors) hydraulics in mechanical engineering
Special features:	outstanding ozone, weather, UV and temperature resistance
Standard:	EN 853 2SN
Inner tube:	Oil resistant, synthetic rubber
Reinforcement:	two high-tensile steel wire braids
Cover:	synthetic rubber with high temperature, ozone and weather resistance
Colour:	blue
Temp. min.:	-55 °C
Temp. max.:	135 °C
Elongation:	+ 2 % to - 4 %
Media:	mineral oil water (0 °C to +70 °C) gear oil glycol and poly-glycol air-oil vapour water-oil-emulsions (up to +100 °C)

Note:
The change in length of the hose is determined at max. working pressure during testing according to EN ISO 1402
Operation with compressed air requires a pinpricked outer cover.




[www](#) **...HD200T**

DN*	Size	Inch	Inside Ø min.	Inside Ø max.	Outside Ø max.	Working pressure	Burst pressure	Min. bend radius	Item no.
			mm	mm	mm	bar	bar	mm	
6	4	1/4"	6.2	7.0	15.7	400	1600	100	HD206T
8	5	5/16"	7.7	8.5	17.3	350	1400	115	HD208T
10	6	3/8"	9.3	10.1	19.7	330	1320	130	HD210T
12	8	1/2"	12.3	13.5	23.0	275	1100	180	HD213T
16	10	5/8"	15.5	16.7	26.2	250	1000	200	HD216T
19	12	3/4"	18.6	19.8	30.1	215	850	240	HD220T
25	16	1"	25.0	26.4	38.9	165	650	300	HD225T
31	20	1.1/4"	31.4	33.0	49.5	125	500	420	HD232T
38	24	1.1/2"	37.7	39.3	55.9	90	360	500	HD240T
51	32	2"	50.4	52.0	68.6	80	320	630	HD250T

* DN = Nominal diameter, nominal size

Matching fittings:Swage nipples for braided and thermoplastic hoses Page 91**Matching ferrules:**Swage ferrule for braided hose, skive ferrule, steel, PHD 200 (all sizes) Page 158Swage ferrule, skive ferrule, steel, PHD 400 (only DN16) Page 159

Braided hose, two-layer, EN857 2SC

Application:	medium pressure circuits with restricted installation spaces
Special features:	small bend radius
Standard:	EN 857 2SC
Inner tube:	Oil resistant, synthetic rubber
Reinforcement:	two high-tensile steel wire braids
Cover:	Oil resistant and weatherproof synthetic rubber
Colour:	black
Temp. min.:	-40 °C
Temp. max.:	100 °C
Elongation:	+ 2 % to - 4 %
Media:	mineral oil poly-glycol based oil water (0 °C to +70 °C) water-oil-emulsions

Note:

The change in length of the hose is determined at max. working pressure during testing according to EN ISO 1402


[www](#) **...KP200**

DN*	Size	Inch	Inside Ø min.	Inside Ø max.	Outside Ø max.	Working pressure	Burst pressure	Min. bend radius	Item no.
			mm	mm	mm	bar	bar	mm	
6	4	1/4"	6.4	6.9	14.2	400	1600	75	KP206
8	5	5/16"	7.9	8.5	16.0	350	1400	85	KP208
10	6	3/8"	9.5	10.1	18.3	330	1320	90	KP210
12	8	1/2"	12.7	13.5	21.5	275	1100	130	KP213
16	10	5/8"	15.8	16.7	24.7	250	1000	170	KP216
19	12	3/4"	18.8	19.8	28.6	215	860	200	KP220
25	16	1"	25.4	26.4	36.6	165	660	250	KP225

* DN = Nominal diameter, nominal size

Matching fittings:Swage nipples for braided and thermoplastic hoses Page 91**Matching ferrules:**Swage ferrule for braided hose, skive ferrule, steel, PHD 100 (all sizes) Page 158Swage ferrule for braided hose, non-skive ferrule, steel, PHN 200 (all sizes) Page 160



Braided hose, two-layer, EN857 2SC, higher ozone resistance

- Application:** medium pressure circuits with restricted installation spaces and extreme environmental conditions
- Standard:** EN 857 2SC
- Inner tube:** Oil resistant, synthetic rubber
- Reinforcement:** two high-tensile steel wire braids
- Cover:** synthetic rubber with high ozone, abrasion, and weather resistance
- Colour:** black
- Temp. min.:** -40 °C
- Temp. max.:** 100 °C
- Elongation:** + 2 % to - 4 %

Note:
The change in length of the hose is determined at max. working pressure during testing according to EN ISO 1402

[www](http://www.hansa-flex.com)  ...KP200NO

DN*	Size	Inch	Inside Ø	Outside Ø	Working pressure	Burst pressure	Min. bend radius	Item no.
			mm	mm	bar	bar	mm	
6	4	1/4"	6.4	14.0	400	1600	75	KP206NO
8	5	5/16"	7.9	15.6	350	1400	85	KP208NO
10	6	3/8"	9.5	17.8	330	1320	90	KP210NO
12	8	1/2"	12.7	21.3	275	1100	130	KP213NO

* DN = Nominal diameter, nominal size

Matching fittings:

Swage nipples for braided and thermoplastic hoses Page 91

Matching ferrules:

Swage ferrule for braided hose, skive ferrule, steel, PHD 100 (all sizes) Page 158



Braided hose, two-layer, EN857 2SC, high abrasion resistant cover

- Application:** medium pressure circuits with restricted installation spaces and high abrasion
- Special features:** small bend radius
extremely abrasion resistant top cover
- Standard:** EN 857 2SC
- Inner tube:** Oil resistant, synthetic rubber
- Reinforcement:** two high-tensile steel wire braids
- Cover:** synthetic rubber with additional thermoplastic cover
with more than 300 x the abrasion values compared to standard external covers
- Colour:** black
- Temp. min.:** -40 °C
- Temp. max.:** 100 °C
- Elongation:** + 2 % to - 4 %
- Media:** mineral oil
poly-glycol based oil
water (0 °C to +70 °C)
water-oil-emulsions

Note:
The change in length of the hose is determined at max. working pressure during testing according to EN ISO 1402

[www](http://www.hansa-flex.com)  ...KP200PRO

DN*	Size	Inch	Inside Ø	Outside Ø	Working pressure	Burst pressure	Min. bend radius	Item no.
			mm	mm	bar	bar	mm	
6	4	1/4"	6.4	13.7	400	1600	75	KP206PRO
8	5	5/16"	7.9	15.6	350	1400	85	KP208PRO

* DN = Nominal diameter, nominal size





DN*	Size	Inch	Inside Ø	Outside Ø	Working pressure	Burst pressure	Min. bend radius	Item no.
			mm	mm	bar	bar	mm	
10	6	3/8"	9.5	17.8	330	1320	90	KP210PRO
12	8	1/2"	12.7	21.5	275	1100	130	KP213PRO
16	10	5/8"	15.9	25.1	250	1000	170	KP216PRO
19	12	3/4"	19.4	28.6	215	860	200	KP220PRO
25	16	1"	25.7	34.9	165	660	250	KP225PRO

* DN = Nominal diameter, nominal size

Matching fittings:

Swage nipples for braided and thermoplastic hoses

Page 91

Matching ferrules:

Swage ferrule for braided hose, skive ferrule, steel, PHD 100 (all sizes)

Page 158

Braided hose, two-layer, EN857 2SC, EN 45545-2 approved (railway)

Application:	rail vehicles
Standard:	EN 857 2SC EN 45545-2
Inner tube:	Oil resistant, synthetic rubber
Reinforcement:	two high-tensile steel wire braids
Cover:	Oil-resistant, synthetic rubber; flame retardant
Temp. range:	air (max. 75 °C)
Temp. min.:	-40 °C
Temp. max.:	100 °C
Media:	mineral oil poly-glycol based oil water (0 °C to +85 °C)



www.hansa-flex.de ...KP200RAIL

DN*	Size	Inch	Inside Ø	Ø Reinforcement	Outside Ø	Working pressure	Burst pressure	Min. bend radius	Item no.
			mm	mm	mm	bar	bar	mm	
8	5	5/16"	7.9	13.3	16.0	350	1400	55	KP208RAIL
10	6	3/8"	9.5	15.6	18.3	330	1320	65	KP210RAIL
12	8	1/2"	12.7	19.1	21.5	275	1100	90	KP213RAIL
16	10	5/8"	15.9	22.3	24.7	250	1000	100	KP216RAIL
19	12	3/4"	19.0	26.4	28.6	215	860	120	KP220RAIL
25	16	1"	25.4	34.3	36.6	165	660	150	KP225RAIL
31	20	1.1/4"	31.8	41.6	44.4	125	500	210	KP232RAIL
38	24	1.1/2"	38.1	48.5	51.5	100	400	250	KP240RAIL
51	32	2"	50.8	61.2	64.2	90	360	315	KP250RAIL

* DN = Nominal diameter, nominal size

Matching fittings:

Swage nipples for braided and thermoplastic hoses

Page 91


Matching ferrules:

Swage ferrule for braided hose, skive ferrule, steel, PHD 100 (all sizes)

Page 158

Swage ferrule for braided hose, skive ferrule, steel, PHD 200 (only DN51)

Page 158



Braided hose, two-layer, exceeds EN857 2SC, higher working pressures

Application:	medium pressure circuits with restricted installation spaces
Special features:	Impulse tested with up to 1 million cycles
Standard:	EXCEEDS EN 857 2SC
Inner tube:	Oil resistant, synthetic rubber
Reinforcement:	two high-tensile steel wire braids
Cover:	Oil resistant and weatherproof synthetic rubber
Colour:	black
Temp. min.:	-40 °C
Temp. max.:	100 °C
Media:	glycol water-oil-emulsions water (0 °C to +70 °C) mineral oil

www Q ...KP200S

DN*	Size	Inch	Inside Ø	Outside Ø	Working pressure	Burst pressure	Min. bend radius	Item no.
			mm	mm				
6	4	1/4"	6.4	13.4	450	1800	45	KP206S
8	5	5/16"	7.9	15.0	420	1680	60	KP208S
10	6	3/8"	9.5	17.4	385	1540	70	KP210S
12	8	1/2"	12.7	20.6	350	1400	90	KP213S
16	10	5/8"	15.9	23.7	290	1160	130	KP216S
19	12	3/4"	19.0	27.7	280	1120	160	KP220S
25	16	1"	25.4	35.6	200	800	210	KP225S
31	20	1.1/4"	32.5	43.3	175	700	300	KP232S

* DN = Nominal diameter, nominal size

Matching fittings:


Swage nipples for braided and thermoplastic hoses

Page 91

Matching ferrules:

Swage ferrule for braided hose, skive ferrule, steel, PHD 100 (all sizes)

Page 158



Braided hose, two-layer, EN857 2SC, higher abrasion resistance, higher working pressures, smaller bend radius

Application:	medium pressure circuits with restricted installation spaces
Special features:	Impulse tested with up to 1 million cycles
Standard:	EXCEEDS EN 857 2SC
Inner tube:	Oil resistant, synthetic rubber
Reinforcement:	two high-tensile steel wire braids
Cover:	flame-retardant according to MSHA synthetic rubber with high ozone, abrasion, and weather resistance
Colour:	black
Temp. min.:	-40 °C
Temp. max.:	100 °C
Media:	glycol water-oil-emulsions water (0 °C to +70 °C) mineral oil





www Q ...KP200RM

DN*	Size	Inch	Inside Ø		Outside Ø		Working pressure	Burst pressure	Min. bend radius	Item no.
			mm	mm	mm	mm				
6	4	1/4"	6.4	13.4	450	1800	45	KP206RM		
8	5	5/16"	7.9	15.0	420	1680	60	KP208RM		
10	6	3/8"	9.5	17.4	385	1540	70	KP210RM		
12	8	1/2"	12.7	20.6	350	1400	90	KP213RM		
16	10	5/8"	15.9	23.7	290	1160	130	KP216RM		
19	12	3/4"	19.0	27.7	280	1120	160	KP220RM		
25	16	1"	25.4	35.6	200	800	210	KP225RM		

* DN = Nominal diameter, nominal size

Matching fittings:

Swage nipples for braided and thermoplastic hoses

Page 91

Matching ferrules:

Swage ferrule for braided hose, skive ferrule, steel, PHD 100 (all sizes)

Page 158

Spiral hose, EN856 4SH

Application:	high pressure circuits
Standard:	EN 856 4SH
Inner tube:	Oil resistant, synthetic rubber
Reinforcement:	four spirals of high-tensile steel wire
Cover:	synthetic rubber with high temperature, ozone and abrasion resistance
Colour:	black
Temp. min.:	-40 °C
Temp. max.:	100 °C
Elongation:	+ 2 % to - 4 %
Media:	mineral oil glycol water (0 °C to +70 °C) water-oil-emulsions

Note:

The change in length of the hose is determined at max. working pressure during testing according to EN ISO 1402



www Q ...HD500

DN*	Size	Inch	Inside Ø		Outside Ø		Working pressure	Burst pressure	Min. bend radius	Item no.
			min. mm	max. mm	min. mm	max. mm				
19	12	3/4"	19.1	19.8	31.4	33.0	420	1680	280	HD520
25	16	1"	25.5	26.4	37.5	39.9	380	1520	340	HD525
31	20	1.1/4"	32.0	33.0	43.9	47.1	350	1400	460	HD532
38	24	1.1/2"	38.2	39.3	51.9	55.1	290	1160	560	HD540
51	32	2"	50.6	52.0	66.5	69.7	250	1000	700	HD550

* DN = Nominal diameter, nominal size

Matching fittings:

Series PA 500

Page 183



Spiral hose, SAE 100 R13

Application:	high pressure circuits with high loads hydrostatic drives
Standard:	EN 856 R13
Inner tube:	Oil resistant, synthetic rubber
Reinforcement:	six spirals of high-tensile steel wire
Cover:	synthetic rubber with high temperature, ozone and abrasion resistance
Colour:	black
Temp. min.:	-40 °C
Temp. max.:	121 °C
Elongation:	+ 2 % to - 2 %
Media:	mineral oil glycol water (0 °C to +70 °C) water-oil-emulsions

Note:

The change in length of the hose is determined at max. working pressure during testing according to EN ISO 1402

 ...HD600

DN*	Size	Inch	Inside Ø min.	Inside Ø max.	Outside Ø min.	Outside Ø max.	Working pressure	Burst pressure	Min. bend radius	Item no.
			mm	mm	mm	mm	bar	bar	mm	
51	32	2"	50.4	52.0	69.5	72.7	350	1400	630	HD650

* DN = Nominal diameter, nominal size

Matching fittings:

Series PA 600

Page 199



Spiral hose, SAE100 R15

Application:	high pressure circuits with high loads hydrostatic gearboxes shipbuilding mining and opencast mining
Standard:	SAE 100 R15
Inner tube:	Oil resistant, synthetic rubber
Reinforcement:	four (up to DN 25) or six (from DN 31) spirals of high-tensile steel wire
Cover:	synthetic rubber with high temperature, ozone and abrasion resistance
Colour:	black
Temp. min.:	-40 °C
Temp. max.:	121 °C
Elongation:	+ 2 % to - 2 %
Media:	mineral oil glycol water (0 °C to +70 °C) water-oil-emulsions

Note:

The change in length of the hose is determined at max. working pressure during testing according to EN ISO 1402

 ...HD700

DN*	Size	Inch	Inside Ø	Outside Ø	Working pressure	Burst pressure	Min. bend radius	Item no.
			mm	mm	bar	bar	mm	
16	10	5/8"	16.4	27.9	420	1680	265	HD716
19	12	3/4"	19.0	32.0	420	1680	265	HD720
25	16	1"	25.4	38.2	420	1680	330	HD725
31	20	1.1/4"	31.8	50.0	420	1680	445	HD732
38	24	1.1/2"	38.1	57.3	420	1680	530	HD740

* DN = Nominal diameter, nominal size

Matching fittings:

Series PA 700

Page 164

Spiral hose, SAE100 R15, high abrasion resistant cover

Application:	high pressure circuits with high loads hydrostatic gearboxes shipbuilding particularly suitable for restricted installation space and high abrasion
Special features:	extremely abrasion resistant top cover
Standard:	SAE 100 R15
Inner tube:	Oil resistant, synthetic rubber
Reinforcement:	four (up to DN 25) or six (from DN 31) spirals of high-tensile steel wire
Cover:	synthetic rubber with additional thermoplastic cover with more than 300 x the abrasion values compared to standard external covers
Colour:	black
Temp. min.:	-40 °C
Temp. max.:	121 °C
Elongation:	+ 2 % to - 2 %
Media:	mineral oil glycol water (0 °C to +70 °C) water-oil-emulsions

Note:

The change in length of the hose is determined at max. working pressure during testing according to EN ISO 1402



1

[www](http://www.hansa-flex.de)  ...HD700PRO

DN*	Size	Inch	Inside Ø	Outside Ø	Working pressure	Burst pressure	Min. bend radius	Item no.
			mm	mm				
10	6	3/8"	9.5	21.4	420	1680	150	HD710PRO
12	8	1/2"	12.7	24.6	420	1680	200	HD713PRO
16	10	5/8"	16.2	29.2	420	1680	265	HD716PRO
19	12	3/4"	19.0	32.0	420	1680	265	HD720PRO
25	16	1"	25.4	38.2	420	1680	330	HD725PRO
31	20	1.1/4"	31.8	50.4	420	1680	445	HD732PRO
38	24	1.1/2"	38.1	57.3	420	1680	530	HD740PRO

* DN = Nominal diameter, nominal size

Matching fittings:

Series PA 700

Page 164

Spiral hose, SAE100 R15, Long Life

Application:	high pressure circuits with high loads hydrostatic gearboxes mining and opencast mining
Special features:	Impulse-tested with up to 2 million cycles
Standard:	EXCEEDS SAE 100 R15
Inner tube:	Oil resistant, synthetic rubber
Reinforcement:	six spirals of extreme high-tensile steel wire
Cover:	synthetic rubber with high temperature, ozone and abrasion resistance
Colour:	black
Temp. min.:	-40 °C
Temp. max.:	121 °C
Elongation:	+ 2 % to - 2 %
Media:	mineral oil glycol water (0 °C to +70 °C) water-oil-emulsions

Note:

The change in length of the hose is determined at max. working pressure during testing according to EN ISO 1402




[www](#) **...HD700LL**

DN*	Size	Inch	Inside Ø	Outside Ø	Working pressure	Burst pressure	Min. bend radius	Item no.
			mm	mm	bar	bar	mm	
31	20	1.1/4"	31.8	50.0	450	1800	336	HD732LL
38	24	1.1/2"	38.1	57.3	420	1680	400	HD740LL
51	32	2"	50.8	71.5	420	1680	504	HD750LL

* DN = Nominal diameter, nominal size

Matching fittings:

Series PAH 700

Page 208

1

**Spiral hose, exceeds SAE 100 R15**

Application: mineral oil-based high pressure hydraulic systems
hydrostatic drives
construction industry
agricultural technology

Special features: abrasion and ozone resistant, weatherproof
500,000 cycles impulse tested

Standard: SAE 100 R15

Inner tube: Oil resistant, synthetic rubber

Reinforcement: four (up to DN 25) or six (from DN 31) spirals of high-tensile steel wire

Cover: synthetic rubber with high abrasion resistance
flame-retardant according to MSHA

Colour: black

Temp. min.: -40 °C

Temp. max.: 100 °C

Media: hydraulic oils (mineral oil base)

[www](#) **...HD800**

DN*	Size	Inch	Inside Ø	Outside Ø	Working pressure	Burst pressure	Min. bend radius	Item no.
			mm	mm	bar	bar	mm	
16	10	5/8"	15.9	29.0	500	2000	200	HD816
19	12	3/4"	19.1	33.3	500	2000	215	HD820
25	16	1"	25.4	40.4	500	2000	270	HD825
31	20	1.1/4"	31.8	50.9	500	2000	380	HD832

* DN = Nominal diameter, nominal size

Matching fittings:

Series PA 800

Page 204

Spiral hose, ISO18752-CC

Special features:	exceptionally flexible small bend radius abrasion and ozone resistant, weatherproof 500,000 cycles impulse tested
Standard:	ISO 18752-CC
Inner tube:	Oil resistant, synthetic rubber
Reinforcement:	four spirals of high-tensile steel wire
Cover:	flame-retardant according to MSHA synthetic rubber with high ozone, abrasion, and weather resistance
Colour:	black
Temp. min.:	-40 °C
Temp. max.:	121 °C
Media:	mineral oil glycol water-glycol emulsions water (0 °C to +70 °C)



[www](http://www.hansa-flex.de) ...KP600

DN*	Size	Inch	Inside Ø	Outside Ø	Working pressure	Burst pressure	Min. bend radius	Item no.
			mm	mm	bar	bar	mm	
10	6	3/8"	9.9	20.2	445	1780	65	KP610
12	8	1/2"	13.0	22.9	420	1680	90	KP613
16	10	5/8"	16.4	26.5	420	1680	100	KP616
19	12	3/4"	19.5	30.5	380	1520	120	KP620
25	16	1"	26.0	37.9	350	1400	150	KP625
31	20	1.1/4"	32.5	45.9	350	1400	280	KP632

* DN = Nominal diameter, nominal size

Matching fittings:

Series PA 700

Page 164

Spiral hose, ISO 18752-CC, higher pressure range

Special features:	exceptionally flexible small bend radius abrasion and ozone resistant, weatherproof 500,000 cycles impulse tested
Standard:	ISO 18752-CC
Inner tube:	Oil resistant, synthetic rubber
Reinforcement:	four spirals of high-tensile steel wire
Cover:	synthetic rubber with high ozone, abrasion, and weather resistance flame-retardant according to MSHA
Colour:	black
Temp. min.:	-40 °C
Temp. max.:	121 °C
Media:	mineral oil glycol water-glycol emulsions water (0 °C to +70 °C)



[www](http://www.hansa-flex.de) ...KP700


DN*	Size	Inch	Inside Ø	Outside Ø	Working pressure	Burst pressure	Min. bend radius	Item no.
			mm	mm	bar	bar	mm	
19	12	3/4"	19.5	30.7	420	1680	120	KP720
25	16	1"	26	37.5	420	1680	150	KP725

* DN = Nominal diameter, nominal size

Matching fittings:

Series PA 700

Page 164



Textile hose, EN854 1TE

Application:	low pressure hose for general applications
Standard:	EN 854 1TE
Inner tube:	Oil resistant, synthetic rubber
Reinforcement:	one textile braid
Cover:	Oil resistant and weatherproof synthetic rubber
Colour:	black
Temp. min.:	-40 °C
Temp. max.:	100 °C
Elongation:	+ 2 % to - 4 %
Media:	mineral oil glycol water (0 °C to +70 °C) water-oil-emulsions


Note:

The change in length of the hose is determined at max. working pressure during testing according to EN ISO 1402

[www](http://www.hansa-flex.com)  ...TE100

DN*	Size	Inch	Inside Ø min.	Inside Ø max.	Outside Ø max.	Outside Ø min.	Working pressure	Burst pressure	Min. bend radius	Item no.
			mm	mm	mm	mm	bar	bar	mm	
5	3	3/16"	4.9	5.2	11.6	10.0	25	100	35	TE104
6	4	1/4"	6.4	6.9	13.2	11.6	25	100	45	TE106
8	5	5/16"	7.9	8.4	14.7	13.1	20	80	65	TE108
10	6	3/8"	9.5	10.0	16.3	14.7	20	80	75	TE110
12	8	1/2"	12.7	13.3	19.7	17.7	16	64	90	TE113
16	10	5/8"	15.8	16.5	23.9	21.9	16	64	115	TE116
19	12	3/4"	18.8	19.8	28.0	26.0	12	48	165	TE120
25	16	1"	25.4	26.2	35.9	32.9	12	48	220	TE125

* DN = Nominal diameter, nominal size



Textile hose, EN854 2TE

Application:	low pressure hose for general applications
Standard:	EN 854 2TE
Inner tube:	Oil resistant, synthetic rubber
Reinforcement:	one or two textile braids
Cover:	Flame retardant, oil resistant, weatherproof synthetic rubber
Colour:	black
Temp. min.:	-40 °C
Temp. max.:	100 °C
Media:	mineral oil glycol water (0 °C to +70 °C) water-oil-emulsions

[www](http://www.hansa-flex.com)  ...TE200B

DN*	Size	Inch	Inside Ø min.	Inside Ø max.	Outside Ø max.	Outside Ø min.	Working pressure	Burst pressure	Min. bend radius	Item no.
			mm	mm	mm	mm	bar	bar	mm	
5	3	3/16"	4.9	5.2	11.6	10.0	80	320	35	TE204B
6	4	1/4"	6.4	6.9	14.2	12.6	75	300	40	TE206B
8	5	5/16"	7.9	8.4	15.7	14.1	68	272	50	TE208B
10	6	3/8"	9.5	10.0	17.3	15.7	63	252	60	TE210B
12	8	1/2"	12.7	13.3	20.7	18.7	58	232	70	TE213B
16	10	5/8"	15.8	16.5	24.9	22.9	50	200	90	TE216B
19	12	3/4"	18.8	19.8	28.0	26.0	45	180	110	TE220B
25	16	1"	25.4	26.2	35.9	32.9	40	160	150	TE225B

* DN = Nominal diameter, nominal size



**Matching fittings:**

Swage nipples for braided and thermoplastic hoses Page 91

Matching ferrules:

Swage ferrule for TE200, TE300, steel, PHT (all sizes) Page 161

Swage ferrule for TE200, steel, PHT 200 (only DN05) Page 162

Textile hose, EN854 3TE

Application:	low pressure hose for general applications
Standard:	EN 854 3TE
Inner tube:	Oil resistant, synthetic rubber
Reinforcement:	two textile braids
Cover:	Oil resistant and weatherproof synthetic rubber
Colour:	black
Temp. min.:	-40 °C
Temp. max.:	100 °C
Elongation:	to DN 31 +2 % to 4 % to DN 51 +5 % to - 0 %
Media:	mineral oil glycol water (0 °C to +70 °C) water-oil-emulsions

Note:

The change in length of the hose is determined at max. working pressure during testing according to EN ISO 1402



1

DN*	Size	Inch	Inside Ø min.	Inside Ø max.	Outside Ø max.	Outside Ø min.	Working pressure	Burst pressure	Min. bend radius	Item no.
			mm	mm	mm	mm	bar	bar	mm	
5	3	3/16"	4.9	5.2	13.6	12.0	160	640	40	TE304
6	4	1/4"	6.4	6.9	15.2	13.6	145	580	45	TE306
8	5	5/16"	7.9	8.4	17.7	16.1	130	520	55	TE308
10	6	3/8"	9.5	10.0	19.3	17.7	110	440	70	TE310
12	8	1/2"	12.7	13.3	22.7	20.7	93	372	85	TE313
16	10	5/8"	15.8	16.5	26.9	24.9	80	320	105	TE316
19	12	3/4"	18.8	19.8	30.0	28.0	70	280	130	TE320
25	16	1"	25.4	26.2	37.4	34.4	55	220	150	TE325
31	20	1.1/4"	31.8	32.8	43.8	40.8	45	180	190	TE332
38	24	1.1/2"	38.1	39.1	51.6	47.6	40	160	240	TE340
51	32	2"	50.6	51.8	64.3	60.3	33	132	300	TE350
60	38	2.3/8"	59.6	61.2	74.0	70.0	25	100	400	TE360

* DN = Nominal diameter, nominal size

Matching fittings:

Swage nipples for braided and thermoplastic hoses Page 91

Matching ferrules:

Swage ferrule for braided hose, skive ferrule, steel, PHD 200 (only DN60) Page 158

Swage ferrule for TE200, TE300, steel, PHT (all sizes) Page 161

Swage ferrule for TE300, steel, PHT 300 (only DN05) Page 162



Textile hose, EN854 2TE, EN 45545-2 approved (railway)

Application:	rail vehicles
Standard:	EN 854 2TE EN 45545-2
Inner tube:	Oil resistant, synthetic rubber
Reinforcement:	one or two textile braids
Cover:	Oil-resistant, synthetic rubber; flame retardant
Colour:	black
Temp. range:	air (max. 75 °C)
Temp. min.:	-40 °C
Temp. max.:	125 °C
Media:	mineral oil glycol water (0 °C to +85 °C)

www.Q...TE200RAIL

DN*	Size	Inch	Inside Ø	Outside Ø	Working pressure	Burst pressure	Min. bend radius	Item no.
			mm	mm	bar	bar	mm	
5	3	3/16"	4.9	12.6	80	320	35	TE204RAIL
6	4	1/4"	6.4	14.2	75	300	40	TE206RAIL
8	5	5/16"	7.9	15.7	68	270	50	TE208RAIL
10	6	3/8"	9.5	17.3	63	250	60	TE210RAIL
12	8	1/2"	12.7	20.7	58	230	70	TE213RAIL
16	10	5/8"	15.9	24.9	50	200	90	TE216RAIL
19	12	3/4"	19.0	28.0	45	180	110	TE220RAIL
25	16	1"	25.4	35.9	40	160	150	TE225RAIL

* DN = Nominal diameter, nominal size

Matching fittings:

Swage nipples for braided and thermoplastic hoses

Page 91


Matching ferrules:

Swage ferrule for TE200, TE300, steel, PHT (all sizes)

Page 161

Swage ferrule for TE200, steel, PHT 200 (only DN05)

Page 162



Push-Lok hoses, high temperature resistance

Application:	high temperature applications
Inner tube:	Synthetic PKR rubber
Reinforcement:	one high-tensile textil braid
Cover:	Synthetic PKR rubber
Colour:	blue
Temp. min.:	-48 °C
Temp. max.:	150 °C
Media:	liquids based on mineral oil and glycol antifreeze agent coolant lubricating oil air (up to +100°C) water (0 °C to +85 °C) water-oil-emulsions

www.Q...ND300T

DN*	Size	Inch	Inside Ø	Outside Ø	Working pressure	Burst pressure	Min. bend radius	Item no.
			mm	mm	bar	bar	mm	
6	4	1/4"	6.3	12.7	17	68	65	ND306T
10	6	3/8"	9.5	15.7	17	68	75	ND310T
12	8	1/2"	12.7	19.8	17	68	130	ND313T
16	10	5/8"	15.9	23.1	17	68	150	ND316T

* DN = Nominal diameter, nominal size



**Matching fittings:**

Push-Lok fittings for Push-Lok hoses

Page 257

Push-Lok hoses, different colours

Application: low pressure range
return hoses
pneumatic controllers
systems engineering
general application for air, water etc.

Inner tube: NBR (nitrile) base

Reinforcement: one high-tensile textil braid

Cover: synthetic rubber

Temp. min.: -40 °C

Temp. max.: 100 °C

Media: hydraulic oils (mineral oil base)
antifreeze solutions
air (up to +70 °C)
water (0 °C to +85 °C)



1

www.hansa-flex.de ...NP100

DN*	Size	Inch	Inside Ø	Outside Ø	Working pressure	Burst pressure	Min. bend radius	Colour	Item no.
			mm	mm					
6	4	1/4"	6	12.7	24	96	65	black	NP106
6	4	1/4"	6	12.7	24	96	65	blue	NP106BL
6	4	1/4"	6	12.7	24	96	65	grey	NP106GRA
6	4	1/4"	6	12.7	24	96	65	green	NP106GRN
6	4	1/4"	6	12.7	24	96	65	red	NP106R
10	6	3/8"	10	15.9	24	96	75	black	NP110
10	6	3/8"	10	15.9	24	96	75	blue	NP110BL
10	6	3/8"	10	15.9	24	96	75	grey	NP110GRA
10	6	3/8"	10	15.9	24	96	75	green	NP110GRN
10	6	3/8"	10	15.9	24	96	75	red	NP110R
12	8	1/2"	13	19.8	21	84	125	black	NP113
12	8	1/2"	13	19.8	21	84	125	blue	NP113BL
12	8	1/2"	13	19.8	21	84	125	grey	NP113GRA
12	8	1/2"	13	19.8	21	84	125	green	NP113GRN
12	8	1/2"	13	19.8	21	84	125	red	NP113R
16	10	5/8"	16	23.0	21	84	150	black	NP116
16	10	5/8"	16	23.0	21	84	150	blue	NP116BL
16	10	5/8"	16	23.0	21	84	150	green	NP116GRN
16	10	5/8"	16	23.0	21	84	150	red	NP116R
19	12	3/4"	19	26.2	21	84	180	black	NP120
19	12	3/4"	19	26.2	21	84	180	blue	NP120BL
19	12	3/4"	19	26.2	21	84	180	green	NP120GRN
19	12	3/4"	19	26.2	21	84	180	red	NP120R
25	16	1"	25.4	32.5	14	55	250	black	NP125
25	16	1"	25.4	32.5	14	55	250	blue	NP125BL
25	16	1"	25.4	32.5	14	55	250	grey	NP125GRA
25	16	1"	25.4	32.5	14	55	250	green	NP125GRN
25	16	1"	25.4	32.5	14	55	250	red	NP125R

* DN = Nominal diameter, nominal size

Matching fittings:

Push-Lok fittings for Push-Lok hoses

Page 257



Push-Lok hoses, different colours

Application:	low pressure range return hoses pneumatic controllers systems engineering general application for air, water etc.
Inner tube:	NBR (nitrile) base
Reinforcement:	one high-tensile textil braid
Cover:	synthetic rubber flame-retardant according to MSHA
Temp. min.:	-40 °C
Temp. max.:	100 °C
Media:	water air hydraulic oils (mineral oil base) antifreeze solutions

Note:

Not suitable for high dynamic pulsation systems or critical applications

www.Q...NP300

DN*	Size	Inch	Inside Ø	Outside Ø	Working pressure	Burst pressure	Min. bend radius	Colour	Item no.
			mm	mm	bar	bar	mm		
6	4	1/4"	6.0	11.9	21	84	45	black	NP306
6	4	1/4"	6.0	11.9	21	84	45	blue	NP306BL
6	4	1/4"	6.0	11.9	21	84	45	grey	NP306GRA
6	4	1/4"	6.0	11.9	21	84	45	green	NP306GRN
6	4	1/4"	6.0	11.9	21	84	45	red	NP306R
10	6	3/8"	10.0	15.9	21	84	75	black	NP310
10	6	3/8"	10.0	15.9	21	84	75	blue	NP310BL
10	6	3/8"	10.0	15.9	21	84	75	grey	NP310GRA
10	6	3/8"	10.0	15.9	21	84	75	green	NP310GRN
10	6	3/8"	10.0	15.9	21	84	75	red	NP310R
12	8	1/2"	13.0	19.6	21	84	80	black	NP313
12	8	1/2"	13.0	19.6	21	84	80	blue	NP313BL
12	8	1/2"	13.0	19.6	21	84	80	grey	NP313GRA
12	8	1/2"	13.0	19.6	21	84	80	green	NP313GRN
12	8	1/2"	13.0	19.6	21	84	80	red	NP313R
16	10	5/8"	16.0	23.9	21	84	115	black	NP316
16	10	5/8"	16.0	23.9	21	84	115	blue	NP316BL
16	10	5/8"	16.0	23.9	21	84	115	green	NP316GRN
16	10	5/8"	16.0	23.9	21	84	115	red	NP316R
19	12	3/4"	19.0	26.9	21	84	135	black	NP320
19	12	3/4"	19.0	26.9	21	84	135	blue	NP320BL
19	12	3/4"	19.0	26.9	21	84	135	green	NP320GRN
19	12	3/4"	19.0	26.9	21	84	135	red	NP320R

* DN = Nominal diameter, nominal size

Matching fittings:

Push-Lok fittings for Push-Lok hoses

Page 257

Suction hose, exceeds SAE 100 R4

Application:	hose for suction and return lines with restricted installation space
Standard:	EXCEEDS SAE 100 R4
Inner tube:	Oil resistant, synthetic rubber
Reinforcement:	two high-tensile textile braids and one embedded spring steel wire spiral
Cover:	synthetic rubber with high ozone, abrasion, and weather resistance
Colour:	black
Temp. min.:	-40 °C
Temp. max.:	100 °C
Media:	mineral oil water-glycol emulsions water-oil-emulsions

Note:

The recommended flow velocity for media in suction hoses is a maximum 1m/s.



www.hansa-flex.de ...SGB100

DN*	Size	Inch	Outside Ø	Inside Ø	Burst pressure	Vacuum	Min. bend radius	Item no.
			mm	mm				
16	10	5/8"	26	16.0	63	-0.8	35	SGB116
19	12	3/4"	29	19.0	63	-0.8	40	SGB120
25	16	1"	35	25.4	51	-0.8	55	SGB125
31	20	1.1/4"	42	32.0	42	-0.8	70	SGB132
38	24	1.1/2"	50	38.0	30	-0.8	80	SGB140
45	28	1.3/4"	56	45.0	30	-0.8	100	SGB145
51	32	2"	62	50.8	30	-0.8	100	SGB150
60	38	2.3/8"	72	60.0	30	-0.8	145	SGB160
63	40	2.1/2"	75	63.5	30	-0.8	170	SGB163
70	44	2.3/4"	82	70.0	30	-0.8	210	SGB170
76	48	3"	88	76.2	30	-0.8	225	SGB176
80	50	3.1/8"	94	80.0	30	-0.8	240	SGB180
100	64	4"	116	102.0	30	-0.8	305	SGB1102
110	69	4.3/8"	125	110.0	30	-0.6	335	SGB1110
125	80	5"	145	127.0	30	-0.6	460	SGB1127
150	96	6"	170	152.0	30	-0.6	580	SGB1152

* DN = Nominal diameter, nominal size

Matching fittings:

Swage nipples for braided and thermoplastic hoses


Page 91

Suction hose, square corrugated cover

Application:	hose for suction and return lines
Special features:	square corrugated cover
Standard:	EXCEEDS SAE 100 R4
Inner tube:	Oil resistant, synthetic rubber
Reinforcement:	two high-tensile textile braids and one embedded spring steel wire spiral
Cover:	synthetic rubber
Colour:	black
Temp. min.:	-40 °C
Temp. max.:	80 °C
Media:	mineral oil water-glycol emulsions water-oil-emulsions

Note:

The recommended flow velocity for media in suction hoses is a maximum 1m/s.





www  ...SG100RI

DN*	Size	Inch	Outside Ø	Inside Ø	Burst pressure	Vacuum	Min. bend radius	Item no.
			mm	mm				
19	12	3/4"	29	19.0	30	-0.9	50	SG120RI
25	16	1"	34	25.4	30	-0.9	60	SG125RI
31	20	1.1/4"	42	32.0	30	-0.9	75	SG132RI
38	24	1.1/2"	48	38.0	30	-0.9	100	SG140RI
51	32	2"	62	50.8	30	-0.9	130	SG150RI
60	38	2.3/8"	72	60.0	30	-0.9	165	SG160RI
63	40	2.1/2"	75	63.5	30	-0.9	175	SG163RI
76	48	3"	89	76.2	30	-0.9	210	SG176RI
90	56	3.1/2"	103	90.0	21	-0.9	270	SG190RI
100	64	4"	116	101.6	21	-0.9	300	SG1102RI
125	80	5"	142	127.0	12	-0.9	400	SG1127RI
150	96	6"	169	152.4	12	-0.9	600	SG1152RI
200	128	8"	223	203.0	12	-0.8	810	SG1203RI

* DN = Nominal diameter, nominal size

Matching fittings:

Swage nipples for braided and thermoplastic hoses

Page 91

1



Suction hose, square corrugated cover, EPDM

- Application:** hose for suction and return lines with restricted installation space
- Special features:** square corrugated cover
- Inner tube:** EPDM
- Reinforcement:** two high-tensile textile braids and one embedded spring steel wire spiral
- Cover:** EPDM
- Colour:** black
- Temp. min.:** -40 °C
- Temp. max.:** 125 °C
- Media:** water

Note:
Not suitable for use with swage fittings.

www  ...SG100RIEP

DN*	Size	Inch	Outside Ø	Inside Ø	Working pressure	Burst pressure	Vacuum	Min. bend radius	Item no.
			mm	mm					
19	12	3/4"	28	19.0	10	30	-0.9	40	SG120RIEP
25	16	1"	35	25.0	10	30	-0.9	60	SG125RIEP
31	20	1.1/4"	42	32.0	10	30	-0.9	85	SG132RIEP
38	24	1.1/2"	48	38.0	10	30	-0.9	110	SG140RIEP
51	32	2"	62	50.8	8	24	-0.9	150	SG150RIEP
60	36	2.1/4"	69	57.0	10	30	-0.9	143	SG157RIEP
63	40	2.1/2"	77	63.5	10	30	-0.9	159	SG163RIEP
76	48	3"	90	76.2	10	30	-0.9	191	SG176RIEP
90	56	3.1/2"	104	90.0	10	30	-0.9	225	SG190RIEP
100	102	4"	116	101.6	8	24	-0.9	310	SG1102RIEP
125	96	5"	145	127.0	8	24	-0.9	500	SG1127RIEP

* DN = Nominal diameter, nominal size

Suction and pressure hose

Application:	low pressure suction and pressure systems
Inner tube:	Oil resistant, synthetic rubber
Reinforcement:	high tear-resistant synthetic textile braid and one steel wire spiral
Cover:	synthetic rubber with high ozone, abrasion, and weather resistance
Colour:	black
Temp. min.:	-40 °C
Temp. max.:	100 °C
Media:	mineral oil water-oil-emulsions water (0 °C to +70 °C)



[www](http://www.hansa-flex.de)  ...SGD100

DN*	Size	Inch	Outside Ø	Inside Ø	Working pressure	Burst pressure	Vacuum	Min. bend radius	Item no.
			mm	mm	bar	bar	bar	mm	
25	16	1"	40	25.4	25	75	0.9	152	SGD125
31	20	1.1/4"	46	32.0	25	75	0.9	192	SGD132
38	24	1.1/2"	54	38.0	25	75	0.9	228	SGD140
51	32	2"	67	50.8	25	75	0.9	305	SGD150
63	40	2.1/2"	82	63.5	25	75	0.9	381	SGD163
76	48	3"	96	76.2	25	75	0.9	457	SGD176
100	64	4"	125	101.6	25	75	0.9	610	SGD1102

* DN = Nominal diameter, nominal size

Matching fittings:

Swage nipples for braided and thermoplastic hoses

Page 91

Thermoplastic hose, single-layer, steel braid

Application:	medium high pressure circuits high pressure lubrication lines agricultural machines forklift trucks
Special features:	high ozone and abrasion resistance good chemical resistance low volumetric expansion
Inner tube:	Polyester elastomer
Reinforcement:	one high-tensile steel wire braid
Cover:	Polyurethane (PUR)
Colour:	black
Temp. min.:	-40 °C
Temp. max.:	100 °C
Elongation:	+ 2 % to - 4 %
Media:	mineral oil poly-glycol based oil water (0 °C to +60 °C) water-oil-emulsions (up to +60 °C)

Note:

The change in length of the hose is determined at max. working pressure during testing according to EN ISO 1402



[www](http://www.hansa-flex.de)  ...NY100

DN*	Size	Inch	Inside Ø	Outside Ø max.	Working pressure	Burst pressure	Min. bend radius	Item no.
			mm	mm	bar	bar	mm	
5	3	3/16"	5.0	9.7	300	1200	25	NY104
6	4	1/4"	6.0	11.7	300	1200	35	NY106
8	5	5/16"	8.0	13.8	225	900	40	NY108
10	6	3/8"	10.0	15.7	225	900	60	NY110
12	8	1/2"	12.0	19.1	180	720	70	NY113

* DN = Nominal diameter, nominal size



**Matching fittings:**

Swage nipples for braided and thermoplastic hoses

Page 91

Matching ferrules:

Swage ferrule for NY100, steel, PHY 100 (all sizes)

Page 239



Thermoplastic hose, single-layer, steel braid, polyamide inner tube

Application:	medium high pressure circuits high pressure lubrication lines
Special features:	high ozone and abrasion resistance good chemical resistance low volumetric expansion
Inner tube:	Polyamide (PA)
Reinforcement:	one high-tensile steel wire braid
Cover:	Polyurethane (PUR)
Colour:	black
Temp. min.:	-40 °C
Temp. max.:	100 °C
Elongation:	+ 2 % to - 4 %
Media:	mineral oil poly-glycol based oil water (0 °C to +60 °C) water-oil-emulsions (up to +60 °C)

Note:

The change in length of the hose is determined at max. working pressure during testing according to EN ISO 1402

DN*	Size	Inch	Inside Ø	Outside Ø	Working pressure	Burst pressure	Min. bend radius	Item no.
			mm	mm	bar	bar	mm	
5	3	3/16"	5.0	9.7	360	1440	25	NY104PA
6	4	1/4"	6.0	11.7	300	1200	35	NY106PA
8	5	5/16"	8.1	13.2	225	900	40	NY108PA
10	6	3/8"	10.0	15.5	225	900	60	NY110PA
12	8	1/2"	13.0	18.8	180	720	70	NY113PA
16	10	5/8"	16.3	22.0	140	560	115	NY116PA
19	12	3/4"	19.4	25.8	115	460	145	NY120PA
25	16	1"	25.8	33.4	95	380	180	NY125PA

* DN = Nominal diameter, nominal size

Matching fittings:

Swage nipples for braided and thermoplastic hoses

Page 91

Matching ferrules:


Swage ferrule for NY100, steel, PHY 100 (all sizes)

Page 239

Swage ferrule for NY800, steel, PHY 800 (DN19 to DN25)

Page 239

Thermoplastic hose, single-layer, ISO 3949/R18, aramid braid



Application:	general application, e.g. in industry, construction machinery, agricultural technology etc. automotive engineering
Standard:	EXCEEDS ISO 3949/R18
Inner tube:	Polyester elastomer
Reinforcement:	one aramid braid
Cover:	Polyester, pin-pricked
Colour:	black
Temp. min.:	-55 °C
Temp. max.:	100 °C
Media:	mineral oil poly-glycol based oil water (0 °C to +60 °C) water-oil-emulsions (up to +60 °C)

[www](http://www.hansa-flex.de) ...NY1800

DN*	Size	Inch	Inside Ø	Outside Ø	Working pressure	Burst pressure	Min. bend radius	Item no.
			mm	mm	bar	bar	mm	
5	3	3/16"	5.0	9.6	250	1000	25	NY1804
6	4	1/4"	6.5	13.0	250	1000	35	NY1806
8	5	5/16"	8.1	15.0	250	1000	45	NY1808
10	6	3/8"	9.7	18.0	250	1000	55	NY1810

* DN = Nominal diameter, nominal size

Matching fittings:


Swage nipples for braided and thermoplastic hoses Page 91

Matching ferrules:

Swage ferrule for braided hose, non-skive ferrule, steel, PHN 100 (DN06, DN10) Page 160

Swage ferrule for NY100, steel, PHY 100 (DN05, DN08) Page 239

Thermoplastic hose, two-layer, ISO 3949/R7-1, polyester braid



Application:	medium high pressure systems forklift trucks lubrication line
Special features:	high ozone and abrasion resistance no swelling or brittleness when used with solvents or alkaline media very good reverse bending fatigue strength slight volumetric expansion
Standard:	ISO 3949/R7-1
Inner tube:	Polyester elastomer
Reinforcement:	two high-tensile polyester braids
Cover:	Polyurethane (PUR) pricked
Colour:	black
Temp. min.:	-40 °C
Temp. max.:	93 °C
Elongation:	+ 3 % to - 3 %
Media:	mineral oil poly-glycol based oil synthetic oils water (0 °C to +60 °C) water-oil-emulsions (up to +60 °C)

Note:

The change in length of the hose is determined at max. working pressure during testing according to EN ISO 1402





DN*	Size	Inch	Inside Ø	Outside Ø	Working pressure	Burst pressure	Min. bend radius	Item no.
			mm	mm				
4	2	1/8"	4.0	8.3	210	840	25	NY703
5	3	3/16"	5.0	9.6	210	840	25	NY704
6	4	1/4"	6.5	12.2	210	840	35	NY706
8	5	5/16"	8.1	14.3	190	760	45	NY708
10	6	3/8"	9.7	16.0	160	640	55	NY710
12	8	1/2"	13.0	20.3	140	560	95	NY713

* DN = Nominal diameter, nominal size

Matching fittings:

Swage nipples for braided and thermoplastic hoses

Page 91

Matching ferrules:


Swage ferrule for NY700, steel, PHY 700 (only DN04)

Page 239

Swage ferrule for hose NY700, steel, PHY 700 N (all sizes)

Page 239

1



Thermoplastic hose, single-layer, ISO 3949/R8-1, aramid braid

Application:	high pressure circuits general application
Special features:	high ozone and abrasion resistance no swelling or brittleness when used with solvents or alkaline media very good reverse bending fatigue strength slight volumetric expansion
Standard:	ISO 3949/R8-1
Inner tube:	Polyester elastomer
Reinforcement:	one aramid braid
Cover:	Polyurethane (PUR) pricked
Colour:	black
Temp. min.:	-40 °C
Temp. max.:	93 °C
Elongation:	+ 3 % to - 3 %
Media:	mineral oil applications with gaseous or chemical media synthetic oils water (0 °C to +60 °C) water-oil-emulsions (up to +60 °C)

Note:

The change in length of the hose is determined at max. working pressure during testing according to EN ISO 1402

DN*	Size	Inch	Inside Ø	Outside Ø	Working pressure	Burst pressure	Min. bend radius	Item no.
			mm	mm				
5	3	3/16"	5.0	8.9	350	1400	30	NY804
6	4	1/4"	6.5	11.5	350	1400	50	NY806
8	5	5/16"	8.1	13.4	310	1200	55	NY808
10	6	3/8"	9.7	15.5	280	1120	60	NY810
12	8	1/2"	13.0	19.9	245	980	80	NY813
19	12	3/4"	19.5	26.9	165	660	150	NY820
25	16	1"	25.9	34.2	140	560	200	NY825

* DN = Nominal diameter, nominal size

Matching fittings:

Swage nipples for braided and thermoplastic hoses

Page 91



**Matching ferrules:**


Swage ferrule for hose NY700, steel, PHY 700 N (DN05, DN12)	Page 239
Swage ferrule for NY800, steel, PHY 800 (DN19 to DN25)	Page 239
Swage ferrule for hose NY800, steel, PHY 800 N (all sizes)	Page 240

Thermoplastic hose, single-layer, ISO 3949/R8-2 NC, aramid braid, electrically non-conductive

Application:	high pressure circuits general application
Special features:	high ozone and abrasion resistance very good reverse bending fatigue strength slight volumetric expansion
Standard:	ISO 3949/R8-2 NON CONDUCTIVE
Inner tube:	Polyester elastomer
Reinforcement:	one aramid braid
Cover:	Polyurethane (PUR)
Colour:	orange
Temp. min.:	-40 °C
Temp. max.:	93 °C
Elongation:	+ 0 % to - 1 %
Media:	mineral oil synthetic oils water-oil-emulsions (up to +60 °C) water (0 °C to +60 °C)

Note:

Electrical conductivity < 50µA according to ISO 3949



1

[www](http://www.hansa-flex.de)  ...NY800NC

DN*	Size	Inch	Inside Ø	Outside Ø	Working pressure	Burst pressure	Min. bend radius	Item no.
			mm	mm				
5	3	3/16"	5.0	8.9	350	1400	30	NY804NC
6	4	1/4"	6.5	11.5	350	1400	50	NY806NC
8	5	5/16"	8.1	13.4	310	1200	55	NY808NC
10	6	3/8"	9.7	15.5	280	1120	60	NY810NC
12	8	1/2"	13.0	19.9	245	980	80	NY813NC
19	12	3/4"	19.5	26.9	165	660	150	NY820NC
25	16	1"	25.9	34.2	140	560	200	NY825NC


* DN = Nominal diameter, nominal size

Matching fittings:

Swage nipples for braided and thermoplastic hoses	Page 91
---	---------

Matching ferrules:

Swage ferrule for hose NY700, steel, PHY 700 N (DN05, DN12)	Page 239
Swage ferrule for NY800, steel, PHY 800 (DN19 to DN25)	Page 239
Swage ferrule for hose NY800, steel, PHY 800 N (all sizes)	Page 240



Thermoplastic hose, multilayer, one - two aramid braids, one steel braid, polyamide inner tube

Application:	chemical industries
Inner tube:	Polyamide (PA)
Reinforcement:	one or two aramid braids and a steel wire braid
Cover:	Polyurethane (PUR)
Colour:	black
Temp. range:	limited to 70°C for air and water based fluids
Temp. min.:	-40 °C
Temp. max.:	100 °C
Media:	Aggressive media solvents mineral oil synthetic oils

[www](http://www.hansa-flex.com)  ...NY500

DN*	Size	Inch	Outside Ø		Working pressure	Burst pressure	Min. bend radius	Item no.
			mm	bar				
6	4	1/4"	12.7	700	2800	35	NY506	
8	5	5/16"	16.0	700	2800	60	NY508	
10	6	3/8"	18.7	700	2800	90	NY510	
12	8	1/2"	23.2	590	2360	100	NY513	
16	10	5/8"	26.6	500	2000	160	NY516	
19	12	3/4"	30.5	450	1800	180	NY520	
25	16	1"	38.1	315	1260	250	NY525	

* DN = Nominal diameter, nominal size

Matching fittings:

Series PAY 500

Page 241



Thermoplastic hose, multilayer, spiral layer, steel braid, polyamide inner tube / cover

Application:	high pressure hydraulic systems hydraulic tools
Special features:	high kink resistance maximum flexibility
Inner tube:	Polyamide (PA)
Reinforcement:	two spirals of high-tensile steel wire and one steel wire braid
Cover:	Polyamide (PA)
Colour:	black
Media:	mineral oil synthetic oils Aggressive media
Temp. min.:	-40 °C
Temp. max.:	100 °C

Note:
Hose with low moisture absorption, thus suitable for two component-system, as PU foam (polyol and isocyanate).

[www](http://www.hansa-flex.com)  ...NY3000

DN*	Size	Inch	Ø		Working pressure	Burst pressure	Min. bend radius	Item no.
			Inside	Outside				
16	10	5/8"	16.3	24.8	420	1680	220	NY3016
19	12	3/4"	19.6	29.2	350	1400	240	NY3020
25	16	1"	25.8	36.0	280	1120	350	NY3025
31	20	1.1/4"	32.0	45.2	310	1240	500	NY3032


* DN = Nominal diameter, nominal size

Matching fittings:

Series PAY 3000

Page 245

Thermoplastic hose, two-layer, one aramid braid, one steel braid



Application:	extreme pressure applications high pressure tools emergency rescue systems jaws of life
Special features:	extremely kink-resistant hose good flexibility at low temperatures
Inner tube:	Polyamide (PA)
Reinforcement:	one aramid braid and one high-tensile steel wire braid
Cover:	Polyurethane (PUR)
Temp. min.:	-40 °C
Temp. max.:	100 °C
Media:	mineral oil synthetic oils

www.hansa-flex.com ...NY2100

DN*	Size	Inch	Inside Ø	Outside Ø	Working pressure	Burst pressure	Min. bend radius	Colour	Item no.
			mm	mm	bar	bar	mm		
6	4	1/4"	6.3	13.3	700	2800	70	black	NY2106
6	4	1/4"	6.3	13.3	700	2800	70	blue	NY2106B
6	4	1/4"	6.3	13.3	700	2800	70	yellow	NY2106GE
6	4	1/4"	6.3	13.3	700	2800	70	red	NY2106R

* DN = Nominal diameter, nominal size


Matching fittings:

Series PNY 2100 Page 233

Matching ferrules:

Swage ferrule for NY2100, steel, PHY 2100 (all sizes) Page 240

Thermoplastic hose, single-layer, polyester braid, polyamide inner tube



Application:	high pressure hydraulics and as supply line for technical media
Special features:	favourable flow properties high resistance to light, weathering, ageing, chemical media
Inner tube:	Polyamide (PA)
Reinforcement:	one polyester braid
Cover:	DN 4: Polyamide; from DN 6: Polyurethane
Colour:	black
Temp. min.:	-60 °C
Temp. max.:	100 °C
Elongation:	+ 3 % to - 1 %

Note:

Assembling with swage or reusable fittings.
The change in length of the hose is determined at max. working pressure during testing according to EN ISO 1402

www.hansa-flex.com ...TAF100


DN*	Size	Inch	Inside Ø	Outside Ø	WP** at 20 °C	WP** at 50 °C	WP** at 80 °C	Burst pressure	Min. bend radius	Item no.
			mm	mm	bar	bar	bar	bar	mm	
4	2	1/8"	4.0	8.1	370	325	280	740	40	TAF104
6	4	1/4"	6.3	11.2	255	225	190	510	63	TAF106
8	5	5/16"	8.0	13.3	225	200	170	450	80	TAF108
10	6	3/8"	10.0	16.7	190	170	145	380	100	TAF110

* DN = Nominal diameter, nominal size

** Working pressure

Matching fittings:

Swage fittings for thermoplastic hoses (type TRP) Page 247



Thermoplastic hose, single-layer, polyester braid, copper wire spiral, polyamide inner tube

- Application:** electrically conductive paint spray hose with high flexibility and low weight
- Special features:** with copper braid spiral
favourable flow properties
high resistance to light, weathering, ageing, chemical media
- Inner tube:** Polyamide (PA)
- Reinforcement:** one polyester braid with a copper wire spiral for dissipating electrostatic charge
- Cover:** DN 4: Polyamide; from DN 6: Polyurethane
- Colour:** black
- Temp. min.:** -60 °C
- Temp. max.:** 80 °C
- Elongation:** + 3 % to - 1 %
- Media:** resistant to many technical media particularly the paints and solvents used in paint spraying

Note:
Assembling with swage or reusable fittings.
The change in length of the hose is determined at max. working pressure during testing according to EN ISO 1402
Paint spray hoses are subject to the guidelines for liquid jet equipment (ZH 1-406) by the employers' liability insurance association. Follow these guidelines when assembling.

 **...TAF100CU**


DN*	Size	Inch	Inside Ø	Outside Ø	WP** at 20 °C	WP** at 50 °C	WP** at 80 °C	Burst pressure	Min. bend radius	Item no.
			mm	mm	bar	bar	bar			
4	2	1/8"	4.0	8.1	370	325	280	740	40	TAF104CU
6	4	1/4"	6.3	11.2	255	225	190	510	63	TAF106CU

* DN = Nominal diameter, nominal size
** Working pressure

Matching fittings:

Swage fittings for thermoplastic hoses (type TRP)

Page 247



Thermoplastic hose, two-layer, polyester braid, polyamide inner tube

- Application:** high pressure hydraulics and as supply line for technical media
fitting with press-fit and screw connection hose
- Special features:** favourable flow properties
high resistance to light, weathering, ageing, chemical media
- Inner tube:** Polyamide (PA)
- Reinforcement:** two polyester braids
- Cover:** DN 4: Polyamide; from DN 6: Polyurethane
- Colour:** black
- Temp. min.:** -60 °C
- Temp. max.:** 100 °C
- Elongation:** + 3 % to - 1 %

Note:
Assembling with swage or reusable fittings.
The change in length of the hose is determined at max. working pressure during testing according to EN ISO 1402





www Q ...TBF200

DN*	Size	Inch	Inside Ø	Outside Ø	WP** at 20 °C	WP** at 50 °C	WP** at 80 °C	Burst pressure	Min. bend radius	Item no.
			mm	mm	bar	bar	bar			
4	2	1/8"	4.0	9.2	485	425	380	970	40	TBF204
6	4	1/4"	6.3	13.0	455	400	360	910	63	TBF206
8	5	5/16"	8.0	14.9	375	330	300	750	80	TBF208
10	6	3/8"	10.0	18.0	340	300	270	680	100	TBF210
12	8	1/2"	13.0	21.9	280	245	220	560	130	TBF213
19	12	3/4"	19.0	28.1	215	190	170	430	190	TBF220

* DN = Nominal diameter, nominal size

** Working pressure

Matching fittings:

Swage nipples for braided and thermoplastic hoses

Page 91

Matching ferrules:

Swage ferrule for braided hose, skive ferrule, steel, PHD 200 (all sizes)

Page 158

Thermoplastic hose, two-layer, polyester braid, copper wire spiral, polyamide inner tube

Application: electrically conductive paint spray hose with high flexibility and low weight

Special features: with copper braid spiral
favourable flow properties
high resistance to light, weathering, ageing, chemical media

Inner tube: Polyamide (PA)

Reinforcement: two polyester braids with a copper wire spiral for dissipating electrostatic charge

Cover: DN 4: Polyamide; from DN 6: Polyurethane

Colour: black

Temp. min.: -60 °C

Temp. max.: 80 °C

Elongation: + 3 % to - 1 %


Media: resistant to many technical media particularly the paints and solvents used in paint spraying

Note:

Assembling with swage or reusable fittings.

The change in length of the hose is determined at max. working pressure during testing according to EN ISO 1402

Paint spray hoses are subject to the guidelines for liquid jet equipment (ZH 1-406) by the employers' liability insurance association. Follow these guidelines when assembling.



www Q ...TBF200CU

DN*	Size	Inch	Inside Ø	Outside Ø	WP** at 20 °C	WP** at 50 °C	WP** at 80 °C	Burst pressure	Min. bend radius	Item no.
			mm	mm	bar	bar	bar			
4	2	1/8"	4.0	9.2	485	425	380	970	40	TBF204CU
6	4	1/4"	6.3	13.0	455	400	360	910	63	TBF206CU

* DN = Nominal diameter, nominal size

** Working pressure

Matching fittings:


Swage nipples for braided and thermoplastic hoses

Page 91

Matching ferrules:

Swage ferrule for braided hose, skive ferrule, steel, PHD 200 (all sizes)

Page 158



Thermoplastic hose, single-layer, steel braid, twin hose

Application:	medium high pressure circuits high pressure lubrication lines agricultural machines forklift trucks
Special features:	high ozone and abrasion resistance good chemical resistance low volumetric expansion
Inner tube:	Polyester elastomer
Reinforcement:	one high-tensile steel wire braid
Cover:	Polyurethane (PUR)
Colour:	black
Temp. min.:	-40 °C
Temp. max.:	100 °C
Elongation:	+ 2 % to - 4 %
Media:	mineral oil poly-glycol based oil water (0 °C to +60 °C) water-oil-emulsions (up to +60 °C)

Note:

The change in length of the hose is determined at max. working pressure during testing according to EN ISO 1402

www  ...NYZ100

DN*	Size	Inch	Inside Ø	Outside Ø	Working pressure	Burst pressure	Min. bend radius	Item no.
			mm	mm				
5	3	3/16"	5	9.3	300	1200	25	NYZ104
6	4	1/4"	6	11.5	300	1200	35	NYZ106
8	5	5/16"	8	13.3	225	900	40	NYZ108
10	6	3/8"	10	15.0	225	900	60	NYZ110
12	8	1/2"	12	18.3	180	655	70	NYZ113

* DN = Nominal diameter, nominal size

Matching fittings:

Swage nipples for braided and thermoplastic hoses

Page 91

Matching ferrules:

Swage ferrule for NY100, steel, PHY 100 (all sizes)

Page 239



Thermoplastic hose, single-layer, polyester braid, twin hose, polyamide inner tube

Application:	high pressure hydraulics and as supply line for technical media
Special features:	twin hose favourable flow properties high resistance to light, weathering, ageing, chemical media
Inner tube:	Polyamide (PA)
Reinforcement:	one polyester braid
Cover:	DN 4: Polyamide; from DN 6: Polyurethane
Colour:	black
Temp. min.:	-60 °C
Temp. max.:	100 °C
Elongation:	+ 3 % to - 1 %

Note:

Assembling with swage or reusable fittings.
The change in length of the hose is determined at max. working pressure during testing according to EN ISO 1402

www  ...TAFZ100

DN*	Size	Inch	Inside Ø	Outside Ø	WP** at 20 °C	WP** at 50 °C	WP** at 80 °C	Burst pressure	Min. bend radius	Item no.
			mm	mm	bar	bar	bar			
4	2	1/8"	4.0	8.1	370	325	280	740	40	TAFZ104
6	4	1/4"	6.3	11.2	255	255	190	510	63	TAFZ106

* DN = Nominal diameter, nominal size

** Working pressure





DN*	Size	Inch	Inside Ø	Outside Ø	WP** at 20 °C	WP** at 50 °C	WP** at 80 °C	Burst pressure	Min. bend radius	Item no.
			mm	mm	bar	bar	bar	bar	mm	
8	5	5/16"	8.0	13.3	225	200	170	450	80	TAFZ108
10	6	3/8"	10.0	16.7	190	170	145	380	100	TAFZ110
12	8	1/2"	13.0	21.4	160	140	120	320	130	TAFZ113

* DN = Nominal diameter, nominal size

** Working pressure

Matching fittings:

Swage fittings for thermoplastic hoses (type TRP)

Page 247

Thermoplastic hose, single-layer, polyester braid, copper wire spiral, twin hose, polyamide inner tube

Application:	electrically conductive paint spray hose with high flexibility and low weight
Special features:	twin hose with copper braid spiral favourable flow properties high resistance to light, weathering, ageing, chemical media
Inner tube:	Polyamide (PA)
Reinforcement:	one polyester braid with a copper wire spiral for dissipating electrostatic charge
Cover:	DN 4: Polyamide; from DN 6: Polyurethane
Colour:	black
Temp. min.:	-60 °C
Temp. max.:	80 °C
Elongation:	+ 3 % to - 1 %
Media:	resistant to many technical media particularly the paints and solvents used in paint spraying

Note:

Assembling with swage or reusable fittings.
The change in length of the hose is determined at max. working pressure during testing according to EN ISO 1402
Paint spray hoses are subject to the guidelines for liquid jet equipment (ZH 1-406) by the employers' liability insurance association. Follow these guidelines when assembling.



1

www.hansa-flex.de ...TAFZ100CU

DN*	Size	Inch	Inside Ø	Outside Ø	WP** at 20 °C	WP** at 50 °C	WP** at 80 °C	Burst pressure	Min. bend radius	Item no.
			mm	mm	bar	bar	bar	bar	mm	
5	3	3/16"	4.0	8.1	370	325	280	740	40	TAFZ104CU
6	4	1/4"	6.3	11.2	255	225	190	510	63	TAFZ106CU

* DN = Nominal diameter, nominal size

** Working pressure

Matching fittings:

Swage fittings for thermoplastic hoses (type TRP)

Page 247



Thermoplastic hose, two-layer, polyester braid, twin hose, polyamide inner tube

- Application:** double hose for high pressure hydraulics and as supply line for technical media fitting with press-fit and screw connection hose
- Special features:** twin hose
favourable flow properties
high resistance to light, weathering, ageing, chemical media
- Inner tube:** Polyamide (PA)
- Reinforcement:** two polyester braids
- Cover:** DN 4: Polyamide; from DN 6: Polyurethane
- Colour:** black
- Temp. min.:** -60 °C
- Temp. max.:** 100 °C
- Elongation:** + 3 % to - 1 %

Note:
Assembling with swage or reusable fittings.
The change in length of the hose is determined at max. working pressure during testing according to EN ISO 1402

www.hansa-flex.com ...TBFZ200

DN*	Size	Inch	Inside Ø	Outside Ø	WP** at 20 °C	WP** at 50 °C	WP** at 80 °C	Burst pressure	Min. bend radius	Item no.
			mm	mm	bar	bar	bar	bar	mm	
4	2	1/8"	4.0	9.2	485	452	380	970	40	TBFZ204
6	4	1/4"	6.3	13.0	455	400	360	910	63	TBFZ206
8	5	5/16"	8.0	14.9	375	330	300	750	80	TBFZ208
10	6	3/8"	10.0	18.0	340	300	270	680	100	TBFZ210
12	8	1/2"	13.0	21.9	280	245	220	560	130	TBFZ213
19	12	3/4"	19.0	28.1	215	190	170	430	190	TBFZ220

* DN = Nominal diameter, nominal size
** Working pressure

Matching fittings:

Swage nipples for braided and thermoplastic hoses Page 91

Matching ferrules:

Swage ferrule for braided hose, skive ferrule, steel, PHD 200 (all sizes) Page 158



Thermoplastic hose, two-layer, polyester braid, copper wire spiral, twin hose, polyamide inner tube

- Application:** electrically conductive paint spray hose with high flexibility and low weight
- Special features:** twin hose with copper braid spiral
favourable flow properties
high resistance to light, weathering, ageing, chemical media
- Inner tube:** Polyamide (PA)
- Reinforcement:** two polyester braids with a copper wire spiral for dissipating electrostatic charge
- Cover:** DN 4: Polyamide; from DN 6: Polyurethane
- Colour:** black
- Temp. min.:** -60 °C
- Temp. max.:** 80 °C
- Elongation:** + 3 % to - 1 %
- Media:** resistant to many technical media particularly the paints and solvents used in paint spraying

Note:
Assembling with swage or reusable fittings.
The change in length of the hose is determined at max. working pressure during testing according to EN ISO 1402
Paint spray hoses are subject to the guidelines for liquid jet equipment (ZH 1-406) by the employers' liability insurance association. Follow these guidelines when assembling.





www ...TBFZ200CU

DN*	Size	Inch	Inside Ø	Outside Ø	WP** at 20 °C	WP** at 50 °C	WP** at 80 °C	Burst pressure	Min. bend radius	Item no.
			mm	mm	bar	bar	bar			
5	3	3/16"	4.0	9.2	485	425	380	970	40	TBFZ204CU
6	4	1/4"	6.3	13.0	455	400	360	910	63	TBFZ206CU
10	6	3/8"	10.0	17.8	340	300	270	680	100	TBFZ210CU

* DN = Nominal diameter, nominal size

** Working pressure

Matching fittings:

Swage nipples for braided and thermoplastic hoses

Page 91

Matching ferrules:

Swage ferrule for braided hose, skive ferrule, steel, PHD 200 (all sizes)

Page 158

Thermoplastic hose, two-layer, ISO 3949/R7-1, polyester braid, twin hose

Application:	medium high pressure systems forklift trucks lubrication line
Special features:	high ozone and abrasion resistance no swelling or brittleness when used with solvents or alkaline media twin hose very good reverse bending fatigue strength slight volumetric expansion
Standard:	ISO 3949/R7-1
Inner tube:	Polyester elastomer
Reinforcement:	two high-tensile polyester braids
Cover:	Polyurethane (PUR) pricked
Colour:	black
Temp. min.:	-40 °C
Temp. max.:	93 °C
Elongation:	+ 3 % to - 3 %
Media:	mineral oil poly-glycol based oil synthetic oils water (0 °C to +60 °C) water-oil-emulsions (up to +60 °C)

Note:

The change in length of the hose is determined at max. working pressure during testing according to EN ISO 1402



www ...NYZ700

DN*	Size	Inch	Inside Ø	Outside Ø	Working pressure	Burst pressure	Min. bend radius	Item no.
			mm	mm	bar	bar	mm	
5	3	3/16"	5.0	9.6	210	840	25	NYZ704
6	4	1/4"	6.5	12.2	210	840	35	NYZ706
8	5	5/16"	8.1	14.3	190	760	45	NYZ708
10	6	3/8"	9.7	16.0	160	640	55	NYZ710
12	8	1/2"	13.0	20.3	140	560	95	NYZ713

* DN = Nominal diameter, nominal size

Matching fittings:

Swage nipples for braided and thermoplastic hoses

Page 91

Matching ferrules:

Swage ferrule for hose NY700, steel, PHY 700 N (all sizes)

Page 239



Thermoplastic hose, single-layer, ISO 3949/R8-1, aramid braid, twin hose

Application:	high pressure circuits general application
Special features:	high ozone and abrasion resistance no swelling or brittleness when used with solvents or alkaline media twin hose very good reverse bending fatigue strength slight volumetric expansion
Standard:	ISO 3949/R8-1
Inner tube:	Polyester elastomer
Reinforcement:	one aramid braid
Cover:	Polyurethane (PUR) pricked
Colour:	black
Temp. min.:	-40 °C
Temp. max.:	93 °C
Elongation:	+ 3 % to - 3 %
Media:	mineral oil applications with gaseous or chemical media synthetic oils water (0 °C to +60 °C) water-oil-emulsions (up to +60 °C)

Note:
The change in length of the hose is determined at max. working pressure during testing according to EN ISO 1402

1

www  ...NYZ800

DN*	Size	Inch	Inside Ø	Outside Ø	Working pressure	Burst pressure	Min. bend radius	Item no.
			mm	mm	bar	bar	mm	
5	3	3/16"	5.0	8.9	350	1400	30	NYZ804
6	4	1/4"	6.5	11.5	350	1400	50	NYZ806
8	5	5/16"	8.1	13.4	310	1200	55	NYZ808
10	6	3/8"	9.7	15.5	280	1120	60	NYZ810
12	8	1/2"	13.0	19.9	245	960	80	NYZ813

* DN = Nominal diameter, nominal size


Matching fittings:

Swage nipples for braided and thermoplastic hoses Page 91

Matching ferrules:

Swage ferrule for hose NY700, steel, PHY 700 N (DN05, DN13) Page 239

Swage ferrule for hose NY800, steel, PHY 800 N (all sizes) Page 240



Thermoplastic hose, two-layer, one aramid braid, one steel braid, twin hose

Application:	extreme pressure applications high pressure tools emergency rescue systems jaws of life
Special features:	twin hose extremely kink-resistant hose good flexibility at low temperatures
Inner tube:	Polyamide (PA)
Reinforcement:	one aramid braid and one high-tensile steel wire braid
Cover:	Polyurethane (PUR)
Temp. min.:	-40 °C
Temp. max.:	100 °C
Media:	mineral oil synthetic oils





www  ...NYZ2100

DN*	Size	Inch	Inside Ø	Outside Ø	Working pressure	Burst pressure	Min. bend radius	Colour	Item no.
			mm	mm	bar	bar	mm		
6	4	1/4"	6.3	13.3	700	2800	70	blue	NYZ2106B
6	4	1/4"	6.3	13.3	700	2800	70	blue + yellow	NYZ2106BGE
6	4	1/4"	6.3	13.3	700	2800	70	blue + red	NYZ2106BR
6	4	1/4"	6.3	13.3	700	2800	70	yellow	NYZ2106GE
6	4	1/4"	6.3	13.3	700	2800	70	red	NYZ2106R

* DN = Nominal diameter, nominal size

Matching fittings:

Series PNY 2100

Page 233

Matching ferrules:

Swage ferrule for NY2100, steel, PHY 2100 (all sizes)

Page 240

Braided hose, two-layer, EN857 2SC, twin hose

Application:	medium pressure circuits with restricted installation spaces
Special features:	small bend radius
Standard:	EN 857 2SC
Inner tube:	Oil resistant, synthetic rubber
Reinforcement:	two high-tensile steel wire braids
Cover:	Oil resistant and weatherproof synthetic rubber
Colour:	black
Temp. min.:	-40 °C
Temp. max.:	100 °C
Elongation:	+ 2 % to - 4 %
Media:	mineral oil poly-glycol based oil water (0 °C to +70 °C) water-oil-emulsions



www  ...KPZ200

DN*	Size	Inch	Inside Ø	Ø Reinforcement	Outside Ø	Working pressure	Burst pressure	Min. bend radius	Item no.
			mm	mm	mm	bar	bar	mm	
6	4	1/4"	6.4	11.1	13.5	400	1850	45	KPZ206
8	5	5/16"	8.0	12.9	15.3	350	1700	55	KPZ208
10	6	3/8"	9.5	15.0	17.4	330	1550	65	KPZ210
12	8	1/2"	12.7	18.6	21.0	275	1270	80	KPZ213

* DN = Nominal diameter, nominal size

Matching fittings:

Swage nipples for braided and thermoplastic hoses

Page 91

Matching ferrules:

Swage ferrule for braided hose, skive ferrule, steel, PHD 100 (all sizes)

Page 158



Hot water hose, single-layer, blue

Application:	high pressure cleaning equipment
Standard:	EN 853 1SN
Inner tube:	synthetic rubber, durable against cold and hot water with standard cleaning agents
Reinforcement:	one high-tensile steel wire braid
Cover:	synthetic rubber
Colour:	blue
Temp. min.:	-10 °C
Temp. max.:	150 °C
Elongation:	+ 2 % to - 4 %
Media:	Cold and hot water with regular cleaning agents

Note:

The change in length of the hose is determined at max. working pressure during testing according to EN ISO 1402

[www Q ...HF100](#)

DN*	Size	Inch	Inside Ø	Outside Ø	Working pressure	Burst pressure	Min. bend radius	Item no.
			max.	max.				
			mm	mm	bar	bar	mm	
6	4	1/4"	7.0	14.1	250	900	100	HF106
8	5	5/16"	8.5	15.7	220	850	115	HF108
10	6	3/8"	10.1	18.1	220	720	130	HF110
12	8	1/2"	13.5	21.4	220	640	180	HF113

* DN = Nominal diameter, nominal size

Matching fittings:

Swage nipples for braided and thermoplastic hoses Page 91

Matching ferrules:

Swage ferrule for braided hose, skive ferrule, steel, PHD 100 (all sizes) Page 158



Hot water hose, two-layer, blue

Application:	high pressure cleaning equipment
Standard:	EN 853 2SN
Inner tube:	synthetic rubber, durable against cold and hot water with standard cleaning agents
Reinforcement:	two high-tensile steel wire braids
Cover:	synthetic rubber
Colour:	blue
Temp. min.:	-10 °C
Temp. max.:	150 °C
Elongation:	+ 2 % to - 4 %
Media:	Cold and hot water with regular cleaning agents

Note:

The change in length of the hose is determined at max. working pressure during testing according to EN ISO 1402

[www Q ...HF200](#)

DN*	Size	Inch	Inside Ø	Inside Ø	Outside Ø	Working pressure	Burst pressure	Min. bend radius	Item no.
			max.	min.	max.				
			mm	mm	mm	bar	bar	mm	
6	4	1/4"	7.0	6.4	15.7	400	1600	100	HF206
8	5	5/16"	8.5	7.9	17.3	400	1470	115	HF208
10	6	3/8"	10.1	9.5	19.7	400	1320	130	HF210
12	8	1/2"	13.5	12.7	23.0	400	1100	180	HF213

* DN = Nominal diameter, nominal size

Matching fittings:

Swage nipples for braided and thermoplastic hoses Page 91

Matching ferrules:

Swage ferrule for braided hose, skive ferrule, steel, PHD 200 (all sizes) Page 158

Hot water hose, single-layer, black

Application:	high pressure cleaning equipment
Standard:	EN 853 1SN
Inner tube:	synthetic rubber, durable against cold and hot water with standard cleaning agents
Reinforcement:	one high-tensile steel wire braid
Cover:	synthetic rubber
Colour:	black
Temp. min.:	-10 °C
Temp. max.:	150 °C
Elongation:	+ 2 % to - 4 %
Media:	Cold and hot water with regular cleaning agents

Note:

The change in length of the hose is determined at max. working pressure during testing according to EN ISO 1402



[www](#) 🔍 ...HW100

DN*	Size	Inch	Inside Ø max.	Inside Ø min.	Outside Ø max.	Working pressure	Burst pressure	Min. bend radius	Item no.
			mm	mm	mm	bar	bar	mm	
6	4	1/4"	7.0	6.4	14.1	250	900	100	HW106
8	5	5/16"	8.5	7.9	15.7	220	850	115	HW108
10	6	3/8"	10.1	9.5	18.1	220	720	130	HW110
12	8	1/2"	13.5	12.7	21.4	220	640	180	HW113

* DN = Nominal diameter, nominal size

Matching fittings:

Swage nipples for braided and thermoplastic hoses Page 91

Matching ferrules:

Swage ferrule for braided hose, skive ferrule, steel, PHD 100 (all sizes) Page 158

Hot water hose, two-layer, black

Application:	high pressure cleaning equipment
Standard:	EN 853 2SN
Inner tube:	synthetic rubber, durable against cold and hot water with standard cleaning agents
Reinforcement:	two high-tensile steel wire braids
Cover:	synthetic rubber
Colour:	black
Temp. min.:	-10 °C
Temp. max.:	150 °C
Elongation:	+ 2 % to - 4 %
Media:	Cold and hot water with regular cleaning agents

Note:

The change in length of the hose is determined at max. working pressure during testing according to EN ISO 1402



[www](#) 🔍 ...HW200

DN*	Size	Inch	Inside Ø max.	Inside Ø min.	Outside Ø max.	Working pressure	Burst pressure	Min. bend radius	Item no.
			mm	mm	mm	bar	bar	mm	
6	4	1/4"	7.0	6.4	15.7	400	1840	100	HW206
8	5	5/16"	8.5	7.9	17.3	400	1470	115	HW208
10	6	3/8"	10.1	9.5	19.7	400	1320	130	HW210
12	8	1/2"	13.5	12.7	23.0	400	1200	180	HW213


* DN = Nominal diameter, nominal size

Matching fittings:

Swage nipples for braided and thermoplastic hoses Page 91

Matching ferrules:

Swage ferrule for braided hose, skive ferrule, steel, PHD 200 (all sizes) Page 158



PTFE-Smooth-bore-hose white, 1 stainless steel braid

Application:	medium pressure applications with hydraulic fluids (high temperatures) and aggressive media for the chemical industry surface technology 2-component systems
Design:	smooth inliner in white PTFE
Braiding:	1 braided layer in 1.4301 / 1.4306
Inner tube:	PTFE (Polytetrafluoroethylene)
Cover:	none
Colour:	metallic
Temp. min.:	-70 °C
Temp. max.:	260 °C
Material:	PTFE (Polytetrafluoroethylene)

Note:

Not recommended for high dynamic pressure loads. The pressure reduction factor must be taken into account from 120 °C. (Max. working pressure = working pressure x factor)
Temp.: 120 °C / 140 °C / 160 °C / 180 °C / 200 °C / 220 °C.
Factor: 1.00 / 0.80 / 0.60 / 0.40 / 0.20 / 0.0

www.hansa-flex.com ...TF100

DN*	Size	Inch	Inside Ø min.	Inside Ø max.	Outside Ø min.	Outside Ø max.	Working pressure	Burst pressure	Min. bend radius	Item no.
			mm	mm	mm	mm	bar	bar	mm	
5	3	3/16"	5.0	5.4	7.5	8.6	264	793	64	TF104
6	4	1/4"	6.5	7.0	8.8	9.9	224	672	76	TF106
8	5	5/16"	8.2	8.7	10.5	11.6	207	621	102	TF108
10	6	3/8"	9.9	10.6	12.8	14.1	183	552	133	TF110
12	8	1/2"	13.1	13.4	15.9	17.2	161	483	152	TF113
16	10	5/8"	16.0	17.1	19.0	20.6	114	345	178	TF116
19	12	3/4"	19.3	20.3	22.2	23.8	103	310	203	TF120
25	16	1"	25.8	26.6	28.5	30.1	80	241	305	TF125

* DN = Nominal diameter, nominal size

Matching fittings:


Swage nipples for braided and thermoplastic hoses

Page 91

Matching ferrules:

Swage ferrule for TF100, steel, PHF 100 (all sizes)

Page 255



PTFE-Smooth-bore-hose white, 2 stainless steel braids

Application:	medium pressure applications with hydraulic fluids (high temperatures) and aggressive media for the chemical industry surface technology 2-component systems
Design:	smooth inliner in white PTFE
Braiding:	2 braided layers 1.4301 / 1.4306
Inner tube:	PTFE (Polytetrafluoroethylene)
Cover:	none
Colour:	metallic
Temp. min.:	-70 °C
Temp. max.:	260 °C
Material:	PTFE (Polytetrafluoroethylene)

Note:

Not recommended for high dynamic pressure loads. The pressure reduction factor must be taken into account from 120 °C. (Max. working pressure = working pressure x factor)
Temp.: 120 °C / 140 °C / 160 °C / 180 °C / 200 °C / 220 °C.
Factor: 1.00 / 0.80 / 0.60 / 0.40 / 0.20 / 0.0





www Q ...TF200

DN*	Size	Inch	Inside Ø min.	Inside Ø max.	Outside Ø min.	Outside Ø max.	Working pressure	Burst pressure	Min. bend radius	Item no.
			mm	mm	mm	mm	bar	bar	mm	
6	4	1/4"	6.3	7.1	9.9	11.1	247	741	76	TF206
8	5	5/16"	8.0	8.8	12.0	13.2	230	690	102	TF208
10	6	3/8"	9.6	10.4	14.0	15.2	207	621	133	TF210
12	8	1/2"	12.8	13.6	17.2	19.9	183	552	152	TF213
16	10	5/8"	16.1	17.1	20.3	21.7	138	414	178	TF216
19	12	3/4"	19.2	20.4	23.5	25.2	126	379	203	TF220
25	16	1"	25.5	26.7	29.9	31.6	103	310	305	TF225

* DN = Nominal diameter, nominal size

Matching fittings:

Swage nipples for braided and thermoplastic hoses

Page 91

Matching ferrules:

Swage ferrule for TF100, steel, PHF 100 (DN16 to DN25)

Page 255

Swage ferrule for TF200, steel, PHF 200 (all sizes)

Page 256

Heat protection hose, silicate fabric

Item description: Abrasion resistant and tear proof insulating fabric, asbestos free, loss on ignition approx. 2 %, good insulating properties due to low heat storage

Features: excellent resistance to liquid metals, flying sparks, dross, resistant against oils, greases and solvents

Application: foundries, steelworks, glassworks, shipyards etc.

Colour: bluish

Temp. min.: -25 °C

Temp. max.: 750 °C

Material: Calcium silicate fibres

Application: as contact protection for hot and cold hoses
for protection in the high temperature range
also particularly against liquid metals and splashed metal in the iron industry



www Q ...FBS

Inside Ø	Roll length	Only as roll	Item no.
mm	m		
14	25	Yes	FBS014
16	25	Yes	FBS016
18	25	Yes	FBS018
20	25	Yes	FBS020
22	25	Yes	FBS022
24	25	Yes	FBS024
25	25	Yes	FBS025
26	25	Yes	FBS026
28	25	Yes	FBS028
30	25	Yes	FBS030
32	25	Yes	FBS032
35	25	Yes	FBS035
38	25	Yes	FBS038
40	25	Yes	FBS040
42	25	Yes	FBS042
45	25	Yes	FBS045
47	20	Yes	FBS047
50	20	Yes	FBS050
55	20	Yes	FBS055
56	20	Yes	FBS056
60	20	Yes	FBS060
70	20	Yes	FBS068





Inside Ø	Roll length	Only as roll	Item no.
mm	m		
80	25	Yes	FBS080
100	25		FBS100
120	25		FBS120
130	25		FBS130



Heat protection hose, silicate, silicone

Item description:	Provides outstanding protection against liquid metals and metal sprays.
Application:	foundries, steelworks, glassworks, shipyards etc.
Standard:	EN 45545-2
Colour:	smooth, rusty-red
Temp. min.:	-65 °C
Temp. max.:	260 °C
Temp.:	from inner diameter 6 mm to 127 mm: 1090 °C for 15 - 20 min. ; 1650 °C for 15 - 30 sec.; from inner diameter 160 mm: max. 300 °C
Material:	Calcium silicate fibres with a silicone cover
Application:	as contact protection for hot and cold hoses
Additional information:	good light, UV and weather proof, water and oil repellent effect.



Inside Ø	Roll length	Only as roll	Item no.
mm	m		
6	30	Yes	FBSB006
8	30	Yes	FBSB008
10	30	Yes	FBSB010
13	30	Yes	FBSB013
16	30	Yes	FBSB016
19	30	Yes	FBSB019
22	30	Yes	FBSB022
25	30	Yes	FBSB025
29	30	Yes	FBSB029
32	30	Yes	FBSB032
35	30	Yes	FBSB035
38	30	Yes	FBSB038
41	30	Yes	FBSB041
44	30	Yes	FBSB044
51	30	Yes	FBSB051
57	30	Yes	FBSB057
64	30	Yes	FBSB064
70	30	Yes	FBSB070
76	30	Yes	FBSB076
83	30	Yes	FBSB083
89	30	Yes	FBSB089
95	30	Yes	FBSB095
102	15	No	FBSB102
114	15	No	FBSB114
127	15	No	FBSB127
160	15	No	FBSB160
170	10	No	FBSB170
180	10	No	FBSB180
200	10	No	FBSB200
220	10	No	FBSB220
250	10	No	FBSB250
300	10	No	FBSB300

Accessories:

Silicone winding tape for FBSB, FBSB-TAPE

Page 82

Heat protection hose, glass-fibre, silicone

- Item description:** Provides outstanding protection against liquid metals and metal sprays.
- Application:** foundries, steelworks, glassworks, shipyards etc.
- Standard:** IEC 60684-1 and IEC 60684-2
- Colour:** brown
- Temp. min.:** -60 °C
- Temp. max.:** 250 °C
- Material:** Glass silk fabric coated with colourless silicone lacquer
- Application:** as contact protection for hot and cold hoses
- Additional information:** Good resistance to UV radiation, ozone, oxygen and thermal shocks, excellent aging resistance in hot environments.



www...FBSS

Inside Ø	Outside Ø	Thickness	Roll length	Only as roll	Item no.
mm	mm	mm	m		
15	16.2	0.6	25	Yes	FBSS015
18	18.4	0.7	25	Yes	FBSS018
20	21.4	0.7	25	Yes	FBSS020
25	26.4	0.7	25	Yes	FBSS025
30	31.4	0.7	25	Yes	FBSS030
35	36.4	0.7	25	Yes	FBSS035
40	41.6	0.8	25	Yes	FBSS040
42	43.6	0.8	25	Yes	FBSS042
45	46.6	0.8	25	Yes	FBSS045
50	51.6	0.8	25	Yes	FBSS050

1

Plastic abrasion protection, polyamide 6

- Item description:** Flat plastic profile abrasion protection protects the hose against external abrasion.
- Application:** hose lines that are subjected to a shearing load during movement
- Colour:** black
- Temp. max.:** 120 °C
- Material:** Polyamide 6
- Additional information:** Also suitable for retrofitting and for bundling hose lines.



www...SSK

Inside Ø	Outside Ø	Thickness	Roll length	Only as roll	Item no.
mm	mm	mm	m		
7.5	10.0	1.25	200	Yes	SSK07
9.5	12.0	1.25	200	Yes	SSK09
13.0	16.0	1.5	100	Yes	SSK13
15.0	18.0	1.5	100	Yes	SSK16
20.0	24.0	2.0	50	Yes	SSK20
25.0	29.0	2.0	50	Yes	SSK25
30.0	35.4	2.7	25	Yes	SSK30

Plastic abrasion protection, hard PVC

- Item description:** Flat plastic profile abrasion protection protects the hose against external abrasion.
- Application:** hose lines that are subjected to a shearing load during movement
- Colour:** black
- Temp. min.:** -20 °C
- Temp. max.:** 60 °C
- Material:** Hard PVC
- Additional information:** Also suitable for retrofitting and for bundling hose lines.




[www SSKC](http://www.sskc.com)

Inside Ø	Outside Ø	Thickness	Roll length	Only as roll	Item no.
mm	mm	mm	m		
7.5	10.7	1.6	24	Yes	SSKC07
9.5	12.7	1.6	24	Yes	SSKC09
13.0	16.2	1.6	20	Yes	SSKC13
16.0	19.5	1.7	20	Yes	SSKC16
20.0	25.0	2.3	20	Yes	SSKC23
27.0	32.2	2.6	20	Yes	SSKC30
35.0	40.0	2.8	20	Yes	SSKC40
43.5	49.5	3.0	20	Yes	SSKC50
64.0	72.5	4.3	20	Yes	SSKC60
81.0	91.0	5.0	20	Yes	SSKC80

1



Protective braiding, electro galvanised

Item description: Zinc-plated steel wire protective braiding protects the hose against external damage such as flying sparks.

Application: foundries, steelworks, glassworks, shipyards etc.

Material: Steel

Surface protection: electro galvanised

[www SGF](http://www.sgf.com)

Inside Ø	Outside Ø	Min. bend radius	Roll length	Only as roll	Item no.
mm	mm	mm	m		
6	8.0	20	50	Yes	SGF06
8	10.0	25	25	Yes	SGF08
10	13.0	25	25	Yes	SGF10
13	16.0	35	25	Yes	SGF13
15	18.0	40	25	Yes	SGF15
18	21.3	45	25	Yes	SGF18
20	24.0	50	25	Yes	SGF20
23	27.0	55	25	Yes	SGF22
25	29.0	60	25	Yes	SGF24
28	32.0	63	25	Yes	SGF28
30	34.0	65	25	Yes	SGF30
35	39.5	80	25	Yes	SGF35
42	47.5	88	27	Yes	SGF42
44	49.5	90	27	Yes	SGF44
45	50.5	90	27	Yes	SGF45
48	53.5	95	25	Yes	SGF48
50	56.0	115	25	Yes	SGF50
52	58.0	115	25	Yes	SGF52
55	61.0	115	25	Yes	SGF55
58	64.0	117	25	Yes	SGF58
60	66.0	120	25	Yes	SGF60
62	69.0	125	25	Yes	SGF62
65	72.0	130	25	Yes	SGF65
70	77.0	150	25	Yes	SGF70
72	79.0	160	25	Yes	SGF72
76	83.0	166	25	Yes	SGF76
80	87.0	170	25	Yes	SGF80

Abrasion protection, flat

Item description: Flat spring steel band abrasion protection protects the hose against external abrasion.

Application: hose lines that are subjected to a shearing load during movement

Material: Steel

Surface protection: electro galvanised



[www](http://www.hansa-flex.de)  ...SSF

Inside Ø mm	Steel strip mm x 10 mm	Roll length m	Only as roll	Item no.
13	7 x 1.0	4	Yes	SSF13-1
15	7 x 0.8	15	Yes	SSF15-1
17	7 x 0.8	10	Yes	SSF17-1
19	7 x 0.8	10	Yes	SSF19-1
21	7 x 0.8	10	Yes	SSF21-1
23	7 x 0.8	10	Yes	SSF23-1
26	7 x 0.8	10	Yes	SSF26-1
29	7 x 0.8	10	Yes	SSF29-1
34	7 x 0.8	10	Yes	SSF33-1
41	7 x 0.8	5	Yes	SSF41-1
48	10 x 1.0	5	Yes	SSF48-1
54	10 x 1.0	5	Yes	SSF54-1

Abrasion protection, round

Item description: Round spring steel wire abrasion protection protects the hose against extreme external abrasion.

Application: hose lines that are subjected to a shearing load during movement

Order information: other dimensions available on request

Material: Steel

Surface protection: electro galvanised

Application: as external protection for hose lines and / or for reinforcing the bending radius.

Order information:
other dimensions available
on request



[www](http://www.hansa-flex.de)  ...SSR

Inside Ø mm	Outside Ø mm	Wire Ø mm	Roll length m	Only as roll	Item no.
14	18	2.0	15	Yes	SSR14-2
18	22	2.0	15	Yes	SSR18-2
20	24	2.0	15	Yes	SSR20-2
23	27	2.0	15	Yes	SSR23-2
25	29	2.0	15	Yes	SSR25-2
27	31	2.0	15	Yes	SSR27-2
27	32	2.5	15	Yes	SSR27-2.5
30	34	2.0	15	Yes	SSR30-2
34	40	3.0	15	Yes	SSR34-3
41	47	3.0	15	Yes	SSR41-3
48	54	3.0	15	Yes	SSR48-3
51	57	3.0	15	Yes	SSR51-3
52	58	3.0	15	Yes	SSR52-3
54	60	3.0	15	Yes	SSR54-3
56	62	3.0	15	Yes	SSR56-3
68	74	3.0	10	Yes	SSR68-3
73	79	3.0	10	Yes	SSR73-3

Product versions:

Abrasion protection, round, stainless steel, SSR VA

...SSRVA



Round abrasion protection, tightly wound

Item description: Round spring steel wire abrasion protective protects the hose against extreme external abrasion.

The narrow winding distance provides excellent hose coverage.

Application: hose lines that are subjected to a shearing load during movement

Material: Steel

Surface protection: electro galvanised

[www](http://www.sskpe.com)  ...SSRE

Inside Ø	Outside Ø	Wire Ø	Roll length	Only as roll	Item no.
mm	mm	mm	m		
20	24	2.0	10	Yes	SSR20-2E
26	30	2.0	10	Yes	SSR26-2E
28	32	2.0	10	Yes	SSR28-2E

1



Plastic abrasion protection, polyethylene

Application: hose lines that are subjected to a shearing load during movement

Special features: Edges are rounded to prevent them from damaging hoses.

flexible

tolerates acids, oils and solutions

contain antistatic additive

recyclable

UV resistant

Colour: black

Temp. min.: -50 °C

Temp. max.: 100 °C

Material: HD polyethylene

Note:

In SSK PE 66 and higher, a hole is provided for extensions

[www](http://www.sskpe.com)  ...SSKPE

Inside Ø	Outside Ø	Thickness	For hose external Ø	Roll length	Only as roll	Item no.
mm	mm	mm	to 13 mm	m		
9.6	12	1.2	09 to 13	25	Yes	SSKPE09
13.4	16	1.3	13 to 18	25	Yes	SSKPE13
16.0	20	2.0	16 to 22	25	Yes	SSKPE16
20.6	25	2.2	20 to 27	25	Yes	SSKPE20
27.0	32	2.5	27 to 36	25	Yes	SSKPE27
34.6	40	2.7	34 to 44	25	Yes	SSKPE34
43.2	50	3.4	43 to 55	25	Yes	SSKPE43
55.6	63	3.7	55 to 67	25	Yes	SSKPE55
66.2	75	4.4	66 to 80	20	Yes	SSKPE66
80.2	90	4.9	80 to 98	15	Yes	SSKPE80
99.0	110	5.5	99 to 115	10	Yes	SSKPE100
113.2	125	5.9	113 to 130	8	Yes	SSKPE113
127.0	140	6.5	125 to 155	6	Yes	SSKPE127

Plastic abrasion protection, polyethylene, yellow

Application: hose lines that are subjected to a shearing load during movement

Special features: Edges are rounded to prevent them from damaging hoses.
flexible
tolerates acids, oils and solutions
contain antistatic additive
recyclable
UV resistant

Colour: yellow

Temp. min.: -50 °C

Temp. max.: 100 °C

Material: HD polyethylene

Note:

In SSK PE 66 and higher, a hole is provided for extensions



www.sskpege.com

Inside Ø	Outside Ø	Thickness	For hose external Ø	Roll length	Only as roll	Item no.
mm	mm	mm	to 13 mm	m		
9.6	12	1.2	09 to 13	25	Yes	SSKPE09GE
13.4	16	1.3	13 to 18	25	Yes	SSKPE13GE
16.0	20	2.0	16 to 22	25	Yes	SSKPE16GE
20.6	25	2.2	20 to 27	25	Yes	SSKPE20GE
27.0	32	2.5	27 to 36	25	Yes	SSKPE27GE
34.6	40	2.7	34 to 44	25	Yes	SSKPE34GE
43.2	50	3.4	43 to 55	25	Yes	SSKPE43GE
55.6	63	3.7	55 to 67	25	Yes	SSKPE55GE
66.2	75	4.4	66 to 80	20	Yes	SSKPE66GE
80.2	90	4.9	80 to 98	15	Yes	SSKPE80GE
99.0	110	5.5	99 to 115	10	Yes	SSKPE100GE
113.2	125	5.9	113 to 130	8	Yes	SSKPE113GE
127.0	140	6.5	125 to 155	6	Yes	SSKPE127GE

Abrasion protection flat, EN 45545-2 approved (railway)

Application: Railway technology (meets requirements R22 / R23 for hazard level HL2 according to EN 45545-2)
elevator technology
Offshore
wind farms
Articulated- and trolley buses etc.

Item description: Flat plastic profile abrasion protection protects the hose against external abrasion.

Application: hose lines that are subjected to a shearing load during movement

Standard: EN 45545-2

Colour: basalt grey

Temp. min.: -30 °C

Temp. max.: 120 °C

Material: Polyamide 6

Additional information: Also suitable for retrofitting and for bundling hose lines.

Roll length: 50 m



www.sskrail.com

Inside Ø	Outside Ø	Thickness	Item no.
mm	mm	mm	
9.5	12.5	1.5	SSK09RAIL
12.5	16.0	1.75	SSK13RAIL
16.0	20.0	2.0	SSK16RAIL
21.0	25.0	2.0	SSK21RAIL
27.0	32.0	2.5	SSK27RAIL
34.0	40.0	3.0	SSK34RAIL
44.0	50.0	3.0	SSK44RAIL



Shrink hose

Item description: Shrink hose usable in the widest possible range of applications, flame-retardant for additional protection against weather influences (e.g., swage fittings in seawater areas).

Features: flame retardant in accordance with MVSS and UL 224

Colour: black

Temp. range: shrinking temperature above 90 °C to 200 °C

Temp. min.: -55 °C

Temp. max.: 135 °C

Material: cross-linked modified polyolefin

[www](#) ...SST

Inside Ø	Thickness	Min. shrinkage Ø	Shrinking rate	Roll length	Only as roll	Item no.
mm	mm	mm		m		
25.4	0.9	12.7	2:1	50	Yes	SST25
38.0	1.0	19.0	2:1	50	Yes	SST38
51.0	1.1	25.4	2:1	50	Yes	SST50

1



Shrink hose with adhesive coating

Item description: Shrink hose usable in the widest possible range of applications, flame-retardant with interior adhesive coating for better bonding.

Features: flame retardant and not self-extinguishing, complies with DIN VDE 0278 specifications: UL 224 105 °C outer sheath only

Colour: black

Temp. range: min. shrinking temperature of 110 °C

Temp. min.: -55 °C


Temp. max.: 110 °C

Material: cross-linked modified polyolefin

Additional information: Provides additional protection against climatic influences (e.g. swage fittings for use near sea water) or used for cable bundling

[www](#) ...SSTK

Inside Ø	Thickness	Min. shrinkage Ø	Shrinking rate	Roll length	Only as roll	Item no.
mm	mm	mm		m		
20	2	6.0	to 3.5:1	1.22	Yes	SSTK2006
30	2	10.0	to 3.5:1	1.22	Yes	SSTK3010
40	2	12.0	to 3.5:1	1.22	Yes	SSTK4012
54	2	18.0	to 3.5:1	1.22	Yes	SSTK5018



Shrink hose with adhesive coating, transparent

Item description: A flexible, lined shrink hose made from polyolefin coated with a special thermoplastic adhesive.

Features: provides added protection against humidity
dielectric strength: min. 12 kV/mm according to IEC 243-1

Colour: transparent

Temp. range: min. shrinking temperature of 125 °C

Temp. min.: -55 °C

Temp. max.: 110 °C

Material: cross-linked modified polyolefin

[www](#) ...SSTK-T

Inside Ø	Thickness	Min. shrinkage Ø	Shrinking rate	Roll length	Only as roll	Item no.
mm	mm	mm		m		
19	2.25	6.0	3:1	1.22	Yes	SSTK1906T
24	2.54	8.0	3:1	1.22	Yes	SSTK2408T





Inside Ø	Thickness	Min. shrinkage Ø	Shrinking rate	Roll length	Only as roll	Item no.
mm	mm	mm		m		
32	2.54	8.0	4:1	1.22	Yes	SSTK3208T
39	2.54	13.0	3:1	1.22	Yes	SSTK3913T
52	2.54	13.0	4:1	1.22	Yes	SSTK5213T

Hose bundling

Item description: High tensile nylon fabric retaining band with Velcro fastener and mounting loop.

Application: for bundling multiple hose lines

Colour: black

[www](http://www.hansa-flex.de) ...TGFBAND

Bundle Ø max.	Bundle Ø min.	Circumference	Item no.
mm	mm	mm	
33	31	102	TGFBAND102
49	47	152	TGFBAND152
67	63	203	TGFBAND203
83	79	254	TGFBAND254
99	95	305	TGFBAND305
115	111	356	TGFBAND356
131	127	406	TGFBAND406
148	144	457	TGFBAND457
164	160	508	TGFBAND508
180	176	560	TGFBAND560
196	192	610	TGFBAND610
212	208	660	TGFBAND660



1

Hose bundling with velcro

Item description: Simple fitting or retrofitting using individual or bundled hose lines.

Application: hose bundling

Inner tube: special nylon

Colour: black

Additional feature: with Velcro fastener


Temp. max.: 100 °C

Note:
Extremely abrasion resistant, flame retardant.

[www](http://www.hansa-flex.de) ...TGFISOK

Inside Ø	Roll length	Only as roll	Item no.
mm	m		
50	50	Yes	TGFISOK050
75	50	Yes	TGFISOK075
100	50	Yes	TGFISOK100
125	50	Yes	TGFISOK125
150	50	Yes	TGFISOK150
175	50	Yes	TGFISOK175
200	50	Yes	TGFISOK200





Silicone winding tape for FBSB

Features: self-adhesive
Colour: red
Temp. max.: 246 °C
Material: Silicone rubber

[www](#) ...FBSB-TAPE

Design	Width mm	Roll length m	Strength mm	Only as roll	Item no.
25x0.5	25.0	11	0.50	No	FBSB-TAPE25
38x1.5	38.0	11	1.50	No	FBSB-TAPE38

Accessory for following products:

Heat protection hose, silicate, silicone, FBSB

Page 74

1



Kink protection, rubber

Item description: Prevents the hose from kinking behind the ferrule.
Application: high pressure cleaning equipment
Temp. min.: -50 °C
Temp. max.: 135 °C
Material: Rubber

[www](#) ...GKS

DN*	Inch	Inside Ø mm	Length mm	Colour	Item no.
12	1/2"	23.9	148	grey	GKS13GRAU

* DN = Nominal diameter, nominal size



Kink protection, spring

Item description: The spring steel spiral with narrow and wide coil spacing is pushed over the swage ferrule and prevents the hose from kinking at the ferrule.

Material: Spring steel
Surface protection: electro galvanised

[www](#) ...PKF

Inside Ø mm	Length mm	Wire Ø mm	Item no.
18.0	210	2.5	PKF17
22.3	210	2.5	PKF22
23.0	210	2.5	PKF23
25.7	210	3.0	PKF26
29.3	230	3.5	PKF29
34.0	250	3.5	PKF34
42.0	280	3.5	PKF42
53.1	360	4.0	PKF52

Kink protection, PVC

Item description: Prevents the hose from kinking behind the ferrule.

Application: high pressure cleaning equipment
cleaning systems

Material: PVC

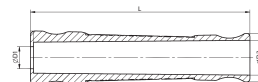
[www](http://www.hansa-flex.de)  ...PKS

DN*	D1 mm	D2 mm	Length mm	Colour	Item no.
6	13.0	20.0	145	black	PKS06
8	14.6	21.7	145	black	PKS08
8	14.6	21.7	145	blue	PKS08BLAU
8	14.6	21.7	145	red	PKS08ROT
10	14.6	23.0	145	black	PKS10
10	14.6	23.0	145	blue	PKS10BLAU
10	14.6	23.0	145	red	PKS10ROT
12	21.0	26.5	145	black	PKS13
12	21.0	26.5	145	blue	PKS13BLAU
12	21.0	26.5	145	red	PKS13ROT

* DN = Nominal diameter, nominal size

Accessory for following products:

Hot water hose, single-layer, blue, HF 100	Page 70
Hot water hose, two-layer, blue, HF 200	Page 70
Hot water hose, single-layer, black, HW 100	Page 71
Hot water hose, two-layer, black, HW 200	Page 71



1

Kink protection, pipe

Item description: The moulded steel pipe is pressed onto the ferrule and prevents the hose from kinking at the end of the ferrule.

Material: Steel

Surface protection: electro galvanised

[www](http://www.hansa-flex.de)  ...RKS

DN*	Inside Ø mm	Thickness mm	Outside Ø mm	Length mm	Item no.
19	37.8	2.3	42.4	140	RKS20
25	44.0	2.0	48	160	RKS25
31	56.5	2.3	60	190	RKS32
38	64.5	2.9	70	205	RKS40

* DN = Nominal diameter, nominal size



Stopflex hose clamp

Item description: High tensile steel clip with rubber insert for fitting on the hose.

Application: personal protection against whipping hose

Inner tube: Steel and rubber

Surface protection: electro galvanised

[www](http://www.hansa-flex.de)  ...STOPFS

Clamping range (mm)	Fixing bolt	Item no.
11 - 11,9	M 6	STOPFS1111.5
12 - 12,9	M 6	STOPFS1212.5
13 - 13,9	M 6	STOPFS1313.5





Clamping range (mm)	Fixing bolt	Item no.
14 - 15,5	M 6	STOPFS1415
16 - 17,9	M 6	STOPFS1617
17 - 18,9	M 6	STOPFS1718
18 - 19,9	M 6	STOPFS1819
20 - 21,9	M 6	STOPFS2021
21 - 22,9	M 6	STOPFS2122
22 - 23,9	M 6	STOPFS2223
24 - 25,9	M 6	STOPFS2425
25 - 26,9	M 6	STOPFS2526
26 - 27,9	M 6	STOPFS2627
27 - 28,9	M 6	STOPFS2728
28 - 29,9	M 6	STOPFS2829
30 - 31,9	M 6	STOPFS3031
32 - 33,9	M 6	STOPFS3233
34 - 35,9	M 6	STOPFS3435
36 - 37,9	M 6	STOPFS3637
38 - 39,9	M 6	STOPFS3839
39 - 40,9	M 6	STOPFS3940
40 - 41,9	M 6	STOPFS4041
42 - 43,9	M 6	STOPFS4243
43 - 44,9	M 6	STOPFS4344
44 - 45,9	M 6	STOPFS4445
45 - 47,9	M 8	STOPFS4547
48 - 50,9	M 8	STOPFS4850
51 - 53,9	M 8	STOPFS5153
53 - 54,9	M 8	STOPFS5354
54 - 56,9	M 8	STOPFS5456
57 - 59,9	M 8	STOPFS5759
60 - 62,9	M 8	STOPFS6062
63 - 65,9	M 8	STOPFS6365
66 - 68,9	M 8	STOPFS6668
69 - 71,9	M 8	STOPFS6971
72 - 74,9	M 8	STOPFS7274
75 - 77,9	M 8	STOPFS7577
78 - 80,9	M 8	STOPFS7880
81 - 83,9	M 8	STOPFS8183
84 - 86,9	M 8	STOPFS8486
87 - 89,9	M 8	STOPFS8789
90 - 92,9	M 8	STOPFS9092
93 - 95,6	M 8	STOPFS9395

1



Stopflex fastening flange and other

Item description: A high tensile steel cable with lug and hooks fitted. The steel cable is anchored with an appropriate STOP-FS clamp on the hose and at a fixed point. This prevents the hose from whipping around.

Application: personal protection against whipping hose

Order information: Please order the appropriate STOP-FS clamp separately.

Material: Steel

Note: For flange fitting, one screw must be 4 mm longer.

Order information: Please order the appropriate STOP-FS clamp separately.

www.Q...STOPSAE

Fixing hole	Length	Fixing plate bore	Item no.
mm	mm	mm	
8.5	300	6.4	STOPSAE085L300
10.5	300	6.4	STOPSAE105L300





Fixing hole	Length	Fixing plate bore	Item no.
mm	mm	mm	
10.5	450	8.4	STOPSAE105L450
12.5	450	8.4	STOPSAE125L450
13.0	450	8.4	STOPSAE130L450
14.5	450	8.4	STOPSAE145L450
16.5	450	8.4	STOPSAE165L450
20.5	450	8.4	STOPSAE205L450

Stopflex mounting, pipe fitting

Item description: A high tensile steel cable with lug and hooks fitted.

Application: personal protection against whipping hose

Order information: Please order the appropriate STOP-FS clamp separately.

Material: Steel

Additional information: The steel cable is anchored with an appropriate STOP-FS clamp on the hose and at a fixed point. This prevents the hose from whipping around.

Order information:

Please order the appropriate STOP-FS clamp separately.



1

www Q ...STOPROV

Fixing hole	Length	Fixing plate bore	Item no.
mm	mm	mm	
14.5	300	6.4	STOPROV145L300
17.0	300	6.4	STOPROV170L300
18.5	300	6.4	STOPROV185L300
20.5	300	6.4	STOPROV205L300
22.5	300	6.4	STOPROV225L300
24.5	300	6.4	STOPROV245L300
26.5	300	6.4	STOPROV265L300
30.5	300	6.4	STOPROV305L300
34.0	450	8.4	STOPROV340L450
36.5	450	8.4	STOPROV365L450
42.5	450	8.4	STOPROV425L450
45.5	450	8.4	STOPROV455L450
49.0	450	8.4	STOPROV490L450
52.5	450	8.4	STOPROV525L450
60.0	450	8.4	STOPROV600L450

Hose protection

Item description: Interweaved nylon threads with maximum tensile strength atomise the hazardous oil jet that emerges when a hose bursts.

Application: personal protection against oil jet injuries

Inner tube: special nylon

Colour: black

Temp. max.: 100 °C

Note:

Extremely abrasion resistant, flame retardant.



www Q ...TGFISO

Inside Ø	Roll length	Only as roll	Item no.
mm	m		
17	50	Yes	TGFISO17
20	50	Yes	TGFISO20
23	50	Yes	TGFISO23





Inside Ø mm	Roll length m	Only as roll	Item no.
25	50	Yes	TGFIS025
27	50	Yes	TGFIS027
31	50	Yes	TGFIS031
33	50	Yes	TGFIS033
36	50	Yes	TGFIS036
40	50	Yes	TGFIS040
44	50	Yes	TGFIS044
47	50	Yes	TGFIS047
53	50	Yes	TGFIS053
55	50	Yes	TGFIS055
60	50	Yes	TGFIS060
66	50	Yes	TGFIS066
73	50	Yes	TGFIS073
93	50	Yes	TGFIS093
112	50	Yes	TGFIS0112
127	50	Yes	TGFIS0127

1



Hose retention system

Application: personal protection against whipping hose
Temp. range: -30 °C to +150 °C
Material: Steel

Note:
 Only the two variants STOP LOCK 2635 HP and STOP LOCK 3444 HP are approved for use with the KP700



Marking	For machine fixation point Ø to 155 mm	For hose DN	For hose external Ø to 85 mm	Max. working pressure bar	Item no.
2MB	11.5 to 15.5	02 to 04	4.5 to 8.5	630	STOPLOCK4585
3A	12 to 20	05 to 08	11 to 19	450	STOPLOCK1119
37A	12 to 20	06	11 to 19	700	STOPLOCK-1119UHP
3B	18 to 24	10 to 12	17 to 28	450	STOPLOCK1728
3C	22 to 30	16	23 to 31	420	STOPLOCK2331
4D	28 to 36	19	26 to 35	420	STOPLOCK2635
55D	28 to 36	19	26 to 35	560	STOPLOCK2635HP
4E	32 to 42	25	34 to 44	420	STOPLOCK3444
55E	32 to 42	25	34 to 44	560	STOPLOCK3444HP
BF	38 to 52	31	43 to 52	500	STOPLOCK-4352UHP
5F	38 to 52	31	43 to 52	350	STOPLOCK4352HP
BG	44 to 52	38	50 to 61	450	STOPLOCK-5061UHP
5G	44 to 52	38	50 to 61	310	STOPLOCK5061HP
BH	56 to 62	51	60 to 74	420	STOPLOCK-6074UHP
5H	56 to 62	51	60 to 74	270	STOPLOCK6074HP

Accessories:

Hose-retention-system toolkit, STOP LOCK-KIT	Page 87
Hose-retention-system tape, STOP LOCK-TAPE	Page 87

Hose-retention-system toolkit

Scope of supply: scissors; safety stick for hex. socket M 3; Allen key M 3, M 5, M 6; double-ended wrench SW 17 - 22

 **...STOPLOCK-KIT**

Item no.

STOPLOCK-KIT

Accessory for following products:

Hose retention system, STOP LOCK

Page 86



Hose-retention-system tape

Features: self-adhesive


 **...STOPLOCK-TAPE**

Width	L1	Item no.
mm	mm	
25.0	2	STOPLOCK-TAPE25
40.0	2	STOPLOCK-TAPE40

Accessory for following products:

Hose retention system, STOP LOCK

Page 86



1

Hose fittings

2



Swage nipples for braided and thermoplastic hoses

Metric series	98
BSP	115
NPT / NPTF	125
JIC	127
JIS	131
SAE	135
ORFS	136
Flange	139
French series	146
Banjo	150
Kärcher cleaning equipment	150
Plug-in system	152
Gas coupling	154
Hose connectors	155
Plug-in system mining	156

2

Swage ferrules for braided hoses (skive ferrule)

Series PHD	158
------------	-----

Swage ferrules for braided hoses (non-skive ferrule)

Series PHN	160
------------	-----

Swage ferrules for textile hoses (non-skive ferrule)

Series PHT	161
------------	-----

Swage ferrules for suction hoses (non-skive ferrule)

Series PSG	162
------------	-----

Swage fittings interlock type for spiral hoses

Series PA 700	164
Series PA 500	183
Series PA 600	199
Series PA 800	204

Swage fittings interlock type for spiral hoses (Long Life)

Series PAH 700	208
----------------	-----

Swage fittings interlock type for spiral hoses (Plus)

Metric series	217
Flange	219

Swage fittings interlock type for spiral hoses (Hammer fittings)

Series PA 700 hammer fittings	230
Series PA 500 hammer fittings	231

Swage nipples for thermoplastic hoses

Series PNY 2100	233
Series PNY 03	236

Swage ferrules for thermoplastic hoses

Series PHY	239
------------	-----

Swage fittings for thermoplastic hoses (type PAY)

Series PAY 500	241
Series PAY 3000	245

2

Swage fittings for thermoplastic hoses (type TRP)

Metric series	248
BSP	251
JIC	252
NPT / NPTF	252

Reusable nipple for thermoplastic hoses

Metric series	252
BSP	254

Reusable ferrules for thermoplastic hoses

Reusable ferrules AFH, BFH	254
----------------------------	-----

Swage ferrules for Teflon hoses

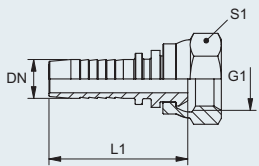
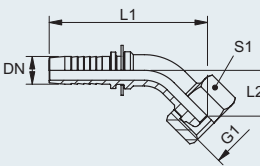
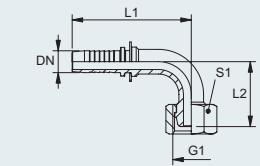
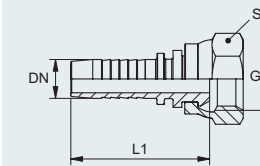
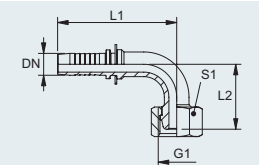
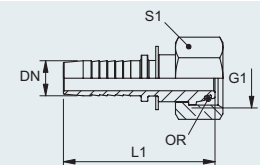
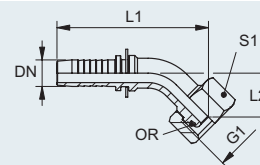
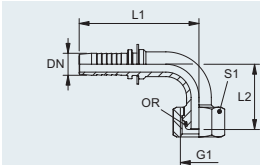
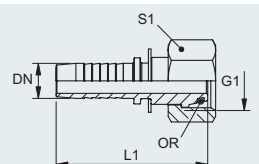
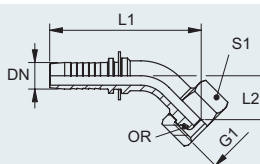
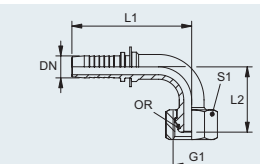
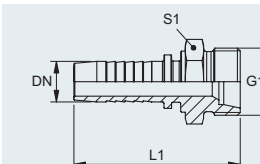
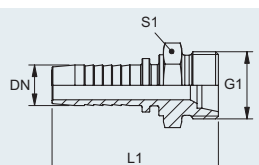
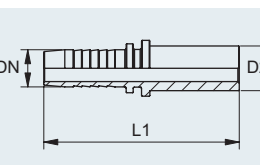
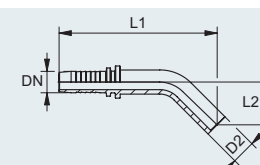
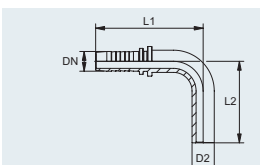
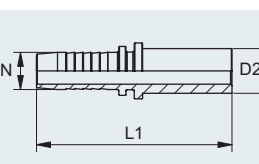
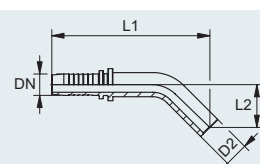
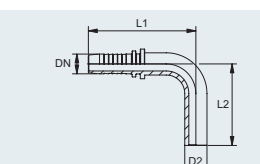
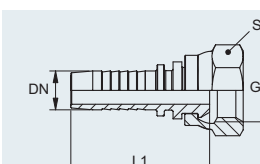
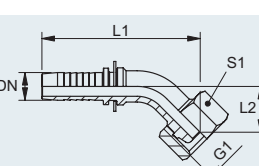
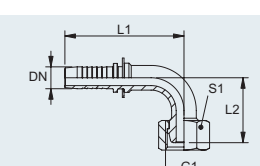
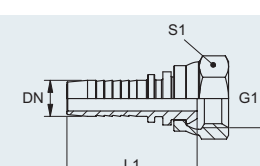
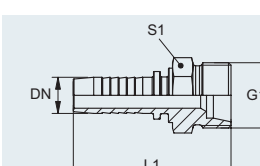
Series PHF	255
------------	-----

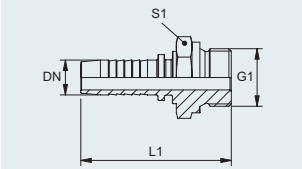
Push-Lok fittings for Push-Lok hoses

Metric series	259
BSP	263
NPT / NPTF	265
JIC	266
ORFS	268
Hose connectors	269

Swage nipples for braided and thermoplastic hoses

Metric series

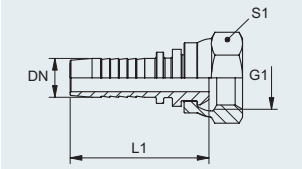
 <p>Swage nipple, DKL, union nut, straight, steel</p> <p>PNAFL Page 98</p>	 <p>Swage nipple, DKL, union nut, angle 45°, steel</p> <p>PNAFL45 Page 98</p>	 <p>Swage nipple, DKL, union nut, angle 90°, steel</p> <p>PNAFL90 Page 99</p>	 <p>Swage nipple, DKS, union nut, straight, steel</p> <p>PNAFS Page 100</p>
 <p>Swage nipple, DKS, union nut, angle 90°, steel</p> <p>PNAFS90 Page 100</p>	 <p>Swage nipple, DKOL, light series, union nut, straight, steel</p> <p>PNAOL Page 101</p>	 <p>Swage nipple, DKOL, light series, union nut, angle 45°, steel</p> <p>PNAOL45 Page 102</p>	 <p>Swage nipple, DKOL, light series, union nut, angle 90°, steel</p> <p>PNAOL90 Page 102</p>
 <p>Swage nipple, DKOS, heavy series, union nut, straight, steel</p> <p>PNAOS Page 104</p>	 <p>Swage nipple, DKOS, heavy series, union nut, angle 45°, steel</p> <p>PNAOS45 Page 105</p>	 <p>Swage nipple, DKOS, heavy series, union nut, angle 90°, steel</p> <p>PNAOS90 Page 105</p>	 <p>Swage nipple, CEL, light series, male thread, straight, steel</p> <p>PNHL Page 106</p>
 <p>Swage nipple, CES, heavy series, male thread, straight, steel</p> <p>PNHS Page 107</p>	 <p>Swage nipple, BEL, light series, standpipe, straight, steel</p> <p>PNFL Page 108</p>	 <p>Swage nipple, BEL, light series, standpipe, angle 45°, steel</p> <p>PNFL45 Page 108</p>	 <p>Swage nipple, BEL, light series, standpipe, angle 90°, steel</p> <p>PNFL90 Page 109</p>
 <p>Swage nipple, BES, heavy series, standpipe, straight, steel</p> <p>PNFS Page 110</p>	 <p>Swage nipple, BES, heavy series, standpipe, angle 45°, steel</p> <p>PNFS45 Page 111</p>	 <p>Swage nipple, BES, heavy series, standpipe, angle 90°, steel</p> <p>PNFS90 Page 111</p>	 <p>Swage nipple, DKM, union nut, straight, steel</p> <p>PNA Page 112</p>
 <p>Swage nipple, DKM, union nut, angle 45°, steel</p> <p>PNA45 Page 112</p>	 <p>Swage nipple, DKM, union nut, angle 90°, steel</p> <p>PNA90 Page 113</p>	 <p>Swage nipple, DKM flat seal, union nut, straight, steel</p> <p>PNAM Page 113</p>	 <p>Swage nipple, AGM, male thread, straight, steel</p> <p>PNH Page 114</p>



Swage nipple, AGM flat seal, male thread, straight, steel

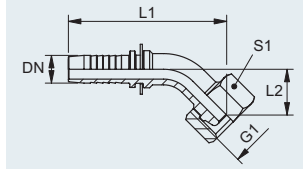
PNHM Page 114

BSP



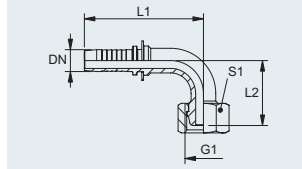
Swage nipple, DKR, union nut, straight, steel

PNAB Page 115



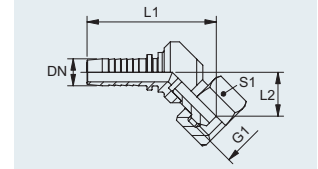
Swage nipple, DKR, union nut, angle 45°, steel

PNAB45 Page 116



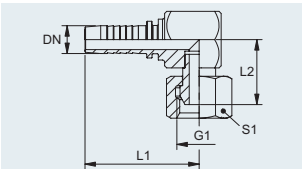
Swage nipple, DKR, union nut, angle 90°, steel

PNAB90 Page 116



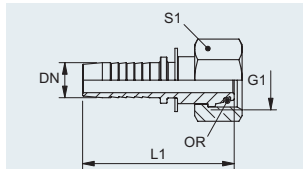
Swage nipple, DKR, union nut, angle 45°, compact, steel

PNABK45 Page 117



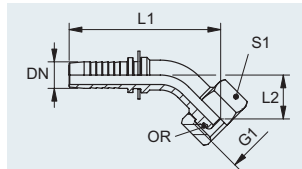
Swage nipple, DKR, union nut, angle 90°, compact, steel

PNABK90 Page 118



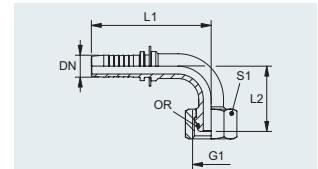
Swage nipple, DKOR, union nut, straight, steel

PNAOB Page 118



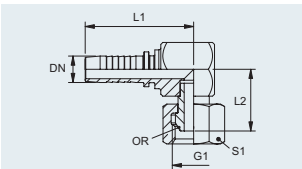
Swage nipple, DKOR, union nut, angle 45°, steel

PNAOB45 Page 119



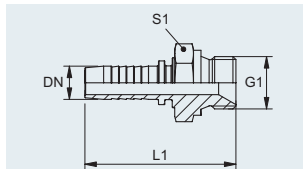
Swage nipple, DKOR, union nut, angle 90°, steel

PNAOB90 Page 119



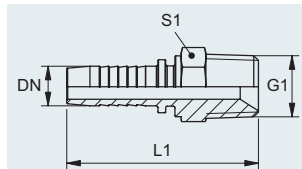
Swage nipple, DKOR, union nut, angle 90°, compact, steel

PNAOBK90 Page 120



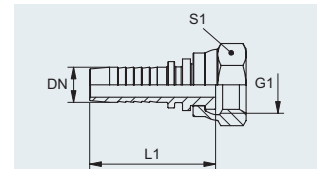
Swage nipple, AGR, male thread, straight, steel

PNHB Page 121



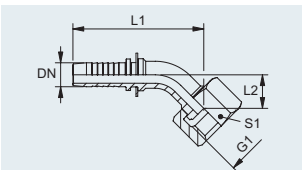
Swage nipple, AGR tapered, male thread, straight, steel

PNHBK Page 122



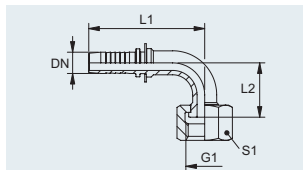
Swage nipple, DKR flat seal, union nut, straight, steel

PNAR Page 123



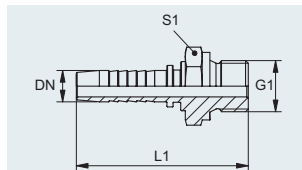
Swage nipple, DKR flat seal, union nut, angle 45°, steel

PNAR45 Page 124



Swage nipple, DKR flat seal, union nut, angle 90°, steel

PNAR90 Page 124

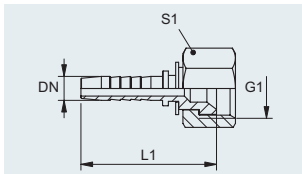


Swage nipple, AGR flat seal, male thread, straight, steel

PNHR Page 124

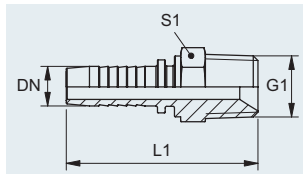
2

NPT / NPTF



Swage nipple, NPT, union nut, straight, steel

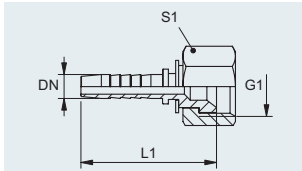
PNAN Page 125



Swage nipple, AGN, male thread, straight, steel

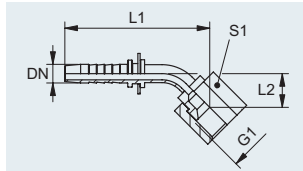
PNHN Page 126

JIC



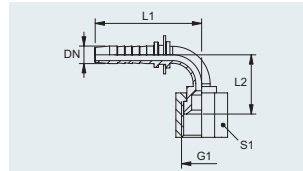
Swage nipple, DKJ with union nut, straight, steel

PNAJ Page 127



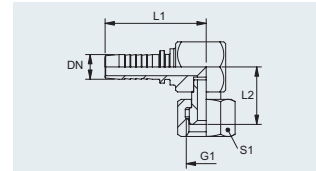
Swage nipple, DKJ with union nut, angle 45°, steel

PNAJ45 Page 128



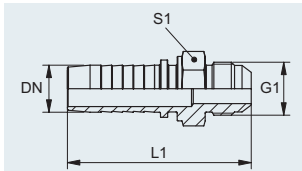
Swage nipple, DKJ with union nut, angle 90°, steel

PNAJ90 Page 128



Swage nipple, DKJ with union nut, angle 90°, compact, steel

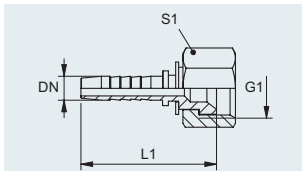
PNAJK90 Page 129



Swage nipple, AGJ, male thread, straight, steel

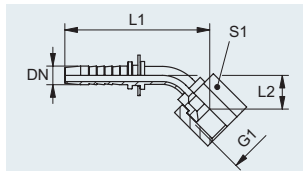
PNHJ Page 130

JIS



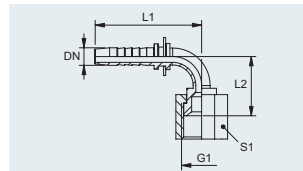
Swage nipple, JIS 60° metric, union nut, Komatsu, straight, steel

PNALI Page 131



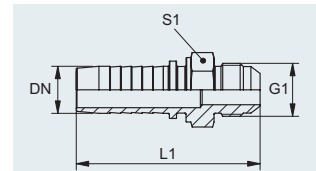
Swage nipple, JIS 60° metric, union nut, Komatsu, angle 45°, steel

PNALI45 Page 131



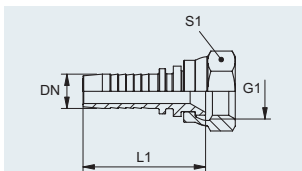
Swage nipple, JIS 60° metric, union nut, Komatsu, angle 90°, steel

PNALI90 Page 132



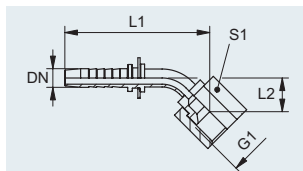
Swage nipple, JIS 60° metric, male thread, Komatsu, straight, steel

PNHJL Page 132



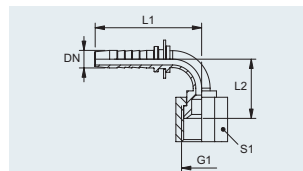
Swage nipple, JIS 60° BSP, union nut, Toyota, straight, steel

PNARI Page 133



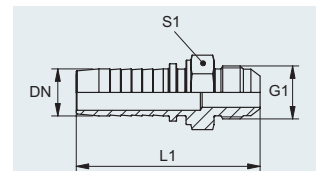
Swage nipple, JIS 60° BSP, union nut, Toyota, angle 45°, steel

PNARI45 Page 133



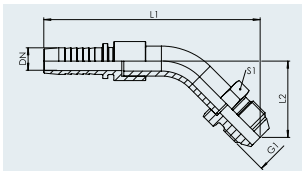
Swage nipple, JIS 60° BSP, union nut, Toyota, angle 90°, steel

PNARI90 Page 133



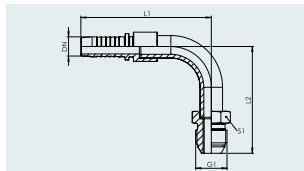
Swage nipple, JIS 60° BSP, male thread, Toyota, straight, steel

PNHJR Page 134



Swage nipple, JIS 60° BSP, male thread, Toyota, angle 45°, steel

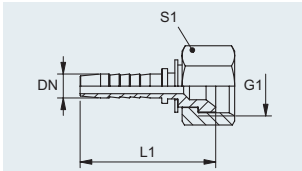
PNHJR45 Page 134



Swage nipple, JIS 60° BSP, male thread, Toyota, angle 90°, steel

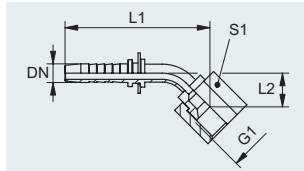
PNHJR90 Page 134

SAE



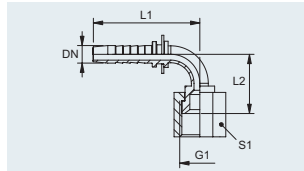
Swage nipple, DKSAE, steel

PNASA Page 135



Swage nipple, DKSAE, angle 45°, steel

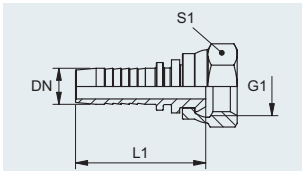
PNASA45 Page 135



Swage nipple, DKSAE, angle 90°, steel

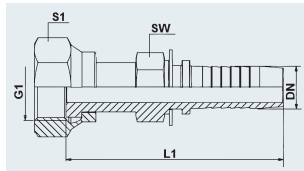
PNASA90 Page 135

ORFS



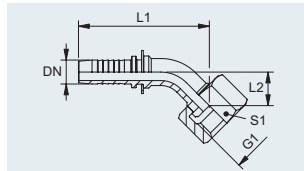
Swage nipple, ORFS, union nut, straight, steel

PNAJF Page 136



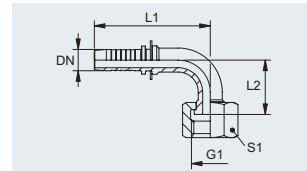
Swage nipple, ORFS, union nut, hexagon, straight, steel

PNAJFSK Page 136



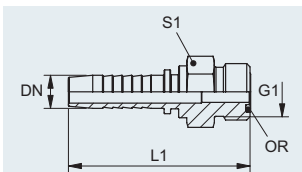
Swage nipple, ORFS, union nut, angle 45°, steel

PNAJF45 Page 137



Swage nipple, ORFS, union nut, angle 90°, steel

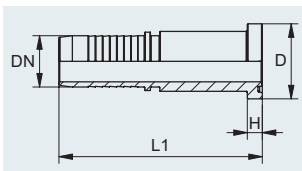
PNAJF90 Page 137



Swage nipple, AG ORFS, steel

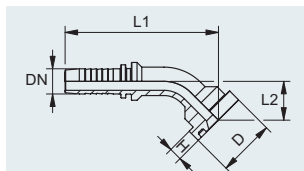
PNHJOF Page 138

Flange



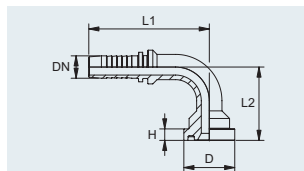
Swage nipple, SFL 3000 PSI, straight, steel

PNSF Page 139



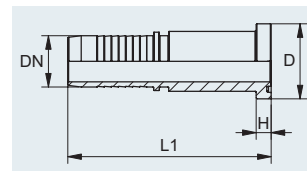
Swage nipple, SFL 3000 PSI, angle 45°, steel

PNSF45 Page 140



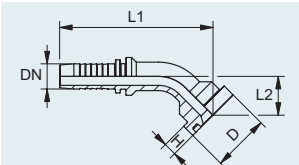
Swage nipple, SFL 3000 PSI, angle 90°, steel

PNSF90 Page 141



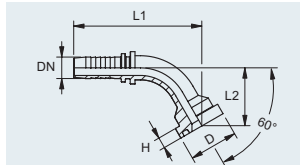
Swage nipple, SFS 6000 PSI, straight, steel

PNSF6 Page 142



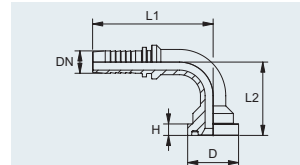
Swage nipple, SFS 6000 PSI, angle 45°, steel

PNSF645 Page 142



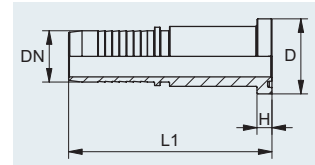
Swage nipple, SFS 6000 PSI, angle 60°, length 80 mm, steel

PNSF660 Page 143



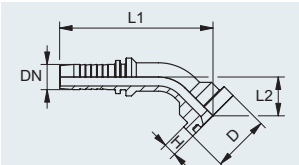
Swage nipple, SFS 6000 PSI, angle 90°, steel

PNSF690 Page 143



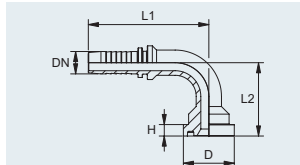
Swage nipple, SFS-CAT flange, straight, steel

PNSF9 Page 144



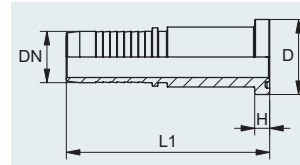
Swage nipple, SFS-CAT flange, angle 45°, steel

PNSF945 Page 144



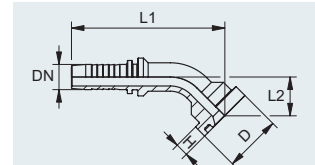
Swage nipple, SFS-CAT flange, angle 90°, steel

PNSF990 Page 144



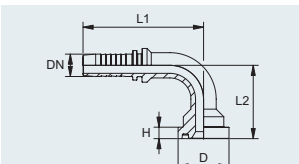
Swage nipple, SFL 3000 PSI, Komatsu, straight, steel

PNSFK Page 145



Swage nipple, SFL-Komatsu, Komatsu, angle 45°, steel

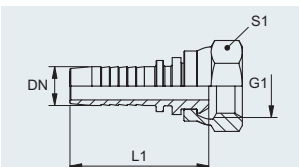
PNSFK45 Page 145



Swage nipple, SFL-Komatsu, Komatsu, angle 90°, steel

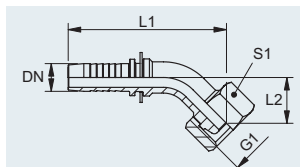
PNSFK90 Page 145

French series



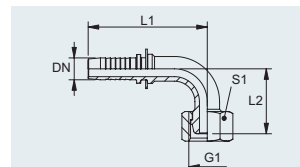
Swage nipple, DKFL, steel

PNAFLF/PNAFSF Page 146



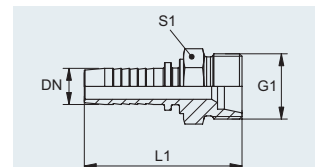
Swage nipple, AFLF/S, French, union nut, angle 45°, steel

PNAFLF45/PNAFSF45 Page 146



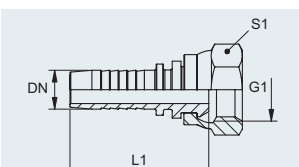
Swage nipple, AFLF/S, French, union nut, angle 90°, steel

PNAFLF90/PNAFSF90 Page 146



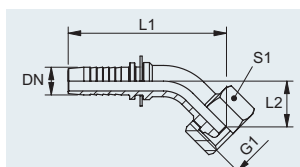
Swage nipple, CEFL/S, French, male thread, straight, steel

PNHLF/PNHFSF Page 147



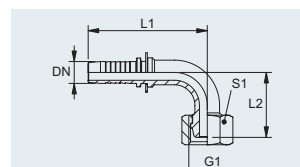
Swage nipple, DKF, steel

PNAF Page 147



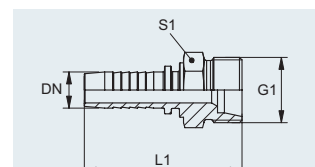
Swage nipple, DKF, angle 45°, steel

PNAF45 Page 148



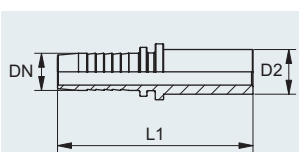
Swage nipple, DKF, angle 90°, steel

PNAF90 Page 148



Swage nipple, CEF, steel

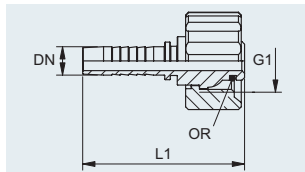
PNHF Page 149



Swage nipple, BEF, steel

PNFF Page 149

Kärcher washing equipment

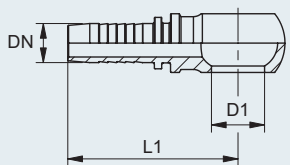


Swage nipple, DKO-KAE, straight, steel

PNKAE97

Page 150

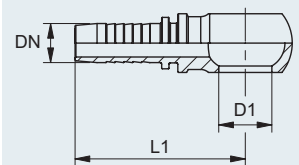
Banjo



Swage nipple, metric banjo, steel

PNB

Page 150

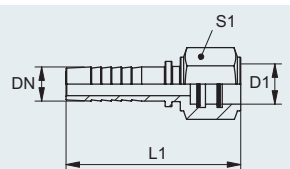


Swage nipple, imperial banjo, steel

PNBR

Page 151

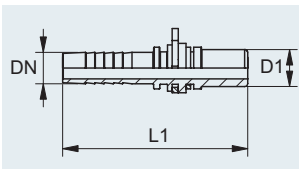
Plug-in system



Swage nipple, WEO, plug-in socket, steel

PNWEOSB

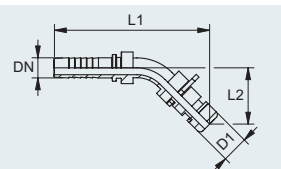
Page 152



Swage nipple, WEO, connectors, steel

PNWEOS

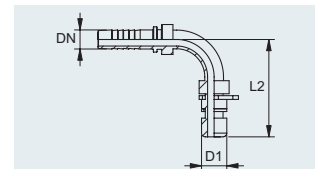
Page 152



Swage nipple, WEO, connectors, angle 45°, steel

PNWEOS45

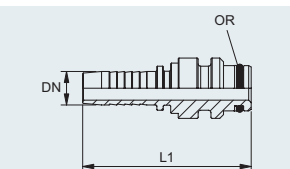
Page 153



Swage nipple, WEO, connectors, angle 90°, steel

PNWEOS90

Page 153

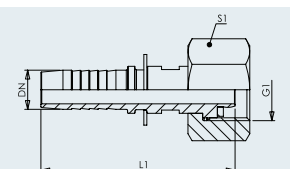


Swage nipple, plug-in connection, steel

PNSO

Page 154

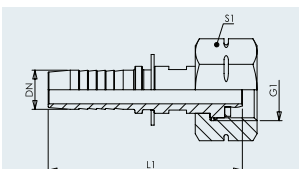
Gas coupling



Swage nipple, ARG, gas connection, steel

PNARG

Page 154

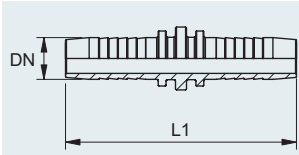


Swage nipple, ARG-LH, gas connection, steel

PNARGLH

Page 155

Hose connectors

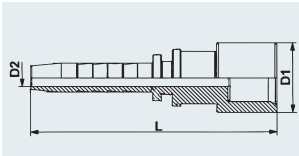


Swage nipple, hose connectors, steel

PNVB

Page 155

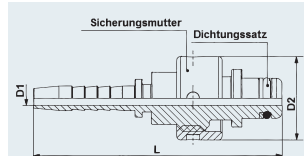
Plug-in system mining



Swage nipple, 2ST - 4SP, SSKV female, straight, steel

PNSSKVM

Page 156



Swage nipple, 2ST - 4SP, SSKV connector, straight, steel

PNSSKVS

Page 157



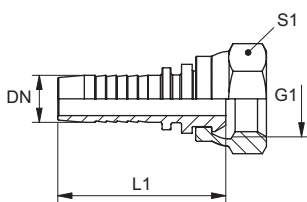
Swage nipple, DKL, 24°, metric, light series, union nut

Application: Swage nipple for
 HD 100
 HD 200
 KP 100 to KP 600
 TE hoses
 NY hoses
 TF hoses
 Suction hoses

Note:
 Choose the appropriate
 ferrule based on the hose
 type.

Connection 1: metric nut thread
Sealing form 1: 24°/60° universal sealing head
Series: light
Material: Steel
Surface protection: electro galvanised
Short code: DKL

2



Swage nipple, DKL, union nut, straight, steel

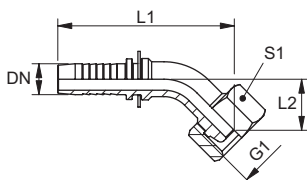
www.Q...PNAFL

DN	Size	Inch	G1	Working pressure	For pipe outside Ø	L1	S1	Item no.
				bar	mm			
5	3	3/16"	M 12 x 1.5	250	6	41.2	14	PN04AFL
6	4	1/4"	M 12 x 1.5	250	6	45.0	14	PN06AFL04
6	4	1/4"	M 14 x 1.5	250	8	47.0	17	PN06AFL
6	4	1/4"	M 16 x 1.5	250	10	47.5	19	PN06AFL08
6	4	1/4"	M 18 x 1.5	250	12	48.5	22	PN06AFL10
8	5	5/16"	M 16 x 1.5	250	10	47.5	19	PN08AFL
8	5	5/16"	M 18 x 1.5	250	12	48.5	22	PN08AFL10
10	6	3/8"	M 14 x 1.5	250	8	49.5	17	PN10AFL06
10	6	3/8"	M 16 x 1.5	250	10	49.0	19	PN10AFL08
10	6	3/8"	M 18 x 1.5	250	12	50.0	22	PN10AFL
10	6	3/8"	M 22 x 1.5	250	15	50.5	27	PN10AFL13
12	8	1/2"	M 18 x 1.5	250	12	59.0	22	PN13AFL10
12	8	1/2"	M 22 x 1.5	250	15	51.5	27	PN13AFL
12	8	1/2"	M 26 x 1.5	160	18	54.0	32	PN13AFL16
16	10	5/8"	M 22 x 1.5	160	15	56.0	27	PN16AFL13
16	10	5/8"	M 26 x 1.5	160	18	58.5	32	PN16AFL
19	12	3/4"	M 30 x 2	160	22	66.0	36	PN20AFL
19	12	3/4"	M 36 x 2	100	28	67.0	41	PN20AFL25
25	16	1"	M 36 x 2	100	28	75.0	41	PN25AFL
31	20	1.1/4"	M 45 x 2	100	35	88.0	50	PN32AFL
38	24	1.1/2"	M 52 x 2	100	42	92.5	60	PN40AFL

Product versions:

Swage nipple, DKL, union nut, straight, stainless steel, PN AFL VA

...PNAFLVA



Swage nipple, DKL, union nut, angle 45°, steel

www.Q...PNAFL45

DN	Size	Inch	G1	Working pressure	For pipe outside Ø	L1	L2	S1	Item no.
				bar	mm				
5	3	3/16"	M 12 x 1.5	250	6	56.0	15.0	14	PN04AFL45
6	4	1/4"	M 12 x 1.5	250	6	62.0	17.0	14	PN06AFL0445
6	4	1/4"	M 14 x 1.5	250	8	62.5	14.5	17	PN06AFL45
6	4	1/4"	M 16 x 1.5	250	10	63.0	15.5	19	PN06AFL0845
6	4	1/4"	M 18 x 1.5	250	12	65.0	15.5	22	PN06AFL1045





DN	Size	Inch	G1	Working pressure	For pipe outside Ø	L1	L2	S1	Item no.
				bar	mm	mm	mm		
8	5	5/16"	M 16 x 1.5	250	10	64.5	15.0	19	PN08AFL45
8	5	5/16"	M 18 x 1.5	250	12	65.0	15.5	22	PN08AFL1045
10	6	3/8"	M 16 x 1.5	250	10	72.5	19.5	19	PN10AFL0845
10	6	3/8"	M 18 x 1.5	250	12	71.0	18.0	22	PN10AFL45
10	6	3/8"	M 22 x 1.5	250	15	71.5	18.5	27	PN10AFL1345
12	8	1/2"	M 22 x 1.5	250	15	79.5	18.5	27	PN13AFL45
12	8	1/2"	M 26 x 1.5	160	18	90.5	24.0	32	PN13AFL1645
16	10	5/8"	M 26 x 1.5	160	18	95.0	24.0	32	PN16AFL45
19	12	3/4"	M 30 x 2	160	22	106.0	27.0	36	PN20AFL45
19	12	3/4"	M 36 x 2	100	28	124.0	29.5	41	PN20AFL2545
25	16	1"	M 36 x 2	100	28	132.0	29.5	41	PN25AFL45
31	20	1.1/4"	M 45 x 2	100	35	159.0	38.5	50	PN32AFL45
38	24	1.1/2"	M 52 x 2	100	42	181.5	42.5	60	PN40AFL45

Product versions:

Swage nipple, DKL, union nut, angle 45°, stainless steel, PN AFL 45 VA

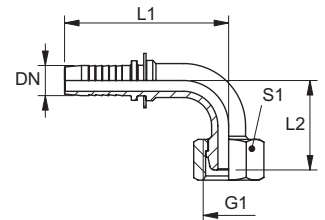
...PNAFL45VA

2

Swage nipple, DKL, union nut, angle 90°, steel


[www...PNAFL90](#)

DN	Size	Inch	G1	Working pressure	For pipe outside Ø	L1	L2	S1	Item no.
				bar	mm	mm	mm		
5	3	3/16"	M 12 x 1.5	250	6	48.5	29.0	14	PN04AFL90
6	4	1/4"	M 12 x 1.5	250	6	57.0	30.5	14	PN06AFL0490
6	4	1/4"	M 14 x 1.5	250	8	55.0	30.0	17	PN06AFL90
6	4	1/4"	M 16 x 1.5	250	10	55.0	31.0	19	PN06AFL0890
6	4	1/4"	M 18 x 1.5	250	12	62.5	35.0	22	PN06AFL1090
8	5	5/16"	M 16 x 1.5	250	10	58.0	30.0	19	PN08AFL90
8	5	5/16"	M 18 x 1.5	250	12	58.0	30.5	22	PN08AFL1090
10	6	3/8"	M 16 x 1.5	250	10	63.0	38.0	19	PN10AFL0890
10	6	3/8"	M 18 x 1.5	250	12	64.0	35.0	22	PN10AFL90
10	6	3/8"	M 22 x 1.5	250	15	64.0	35.5	27	PN10AFL1390
12	8	1/2"	M 22 x 1.5	250	15	72.5	39.5	27	PN13AFL90
12	8	1/2"	M 26 x 1.5	160	18	83.5	49.5	32	PN13AFL1690
16	10	5/8"	M 22 x 1.5	160	15	87.0	49.5	27	PN16AFL1390
16	10	5/8"	M 26 x 1.5	160	18	88.0	49.5	32	PN16AFL90
19	12	3/4"	M 30 x 2	160	22	99.5	54.5	36	PN20AFL90
25	16	1"	M 36 x 2	100	28	127.0	66.0	41	PN25AFL90
31	20	1.1/4"	M 45 x 2	100	35	132	82.0	50	PN32AFL90
38	24	1.1/2"	M 52 x 2	100	42	176.5	95.0	60	PN40AFL90

**Product versions:**

Swage nipple, DKL, union nut, angle 90°, stainless steel, PN AFL 90 VA

...PNAFL90VA



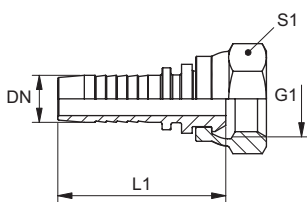
Swage nipple, DKS, 24°, metric, heavy series, union nut

Application: Swage nipple for
 HD 100
 HD 200
 KP 100 to KP 600
 TE hoses
 NY hoses
 TF hoses
 Suction hoses

Note:
 Choose the appropriate
 ferrule based on the hose
 type.

Connection 1: metric nut thread
Sealing form 1: 24°/60° universal sealing head
Series: heavy
Material: Steel
Surface protection: electro galvanised
Short code: DKS

2



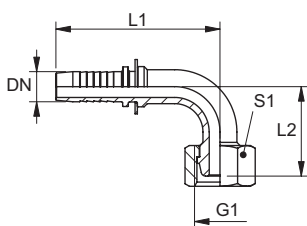
Swage nipple, DKS, union nut, straight, steel

www.Q...PNAFS

DN	Size	Inch	G1	Working pressure	For pipe outside Ø	L1	S1	Item no.
				bar	mm	mm		
5	3	3/16"	M 14 x 1.5	630	6	44.5	17	PN04AFS03
5	3	3/16"	M 16 x 1.5	630	8	44.5	19	PN04AFS
6	4	1/4"	M 16 x 1.5	630	8	51.5	19	PN06AFS04
6	4	1/4"	M 18 x 1.5	630	10	52.5	22	PN06AFS
8	5	5/16"	M 18 x 1.5	630	10	52.5	22	PN08AFS06
8	5	5/16"	M 20 x 1.5	630	12	52.5	24	PN08AFS
10	6	3/8"	M 20 x 1.5	630	12	54.0	24	PN10AFS08
10	6	3/8"	M 22 x 1.5	630	14	57.0	27	PN10AFS
12	8	1/2"	M 24 x 1.5	400	16	58.0	30	PN13AFS
16	10	5/8"	M 30 x 2	400	20	66.0	36	PN16AFS
19	12	3/4"	M 36 x 2	400	25	75.5	46	PN20AFS
25	16	1"	M 42 x 2	250	30	85.5	50	PN25AFS
31	20	1.1/4"	M 52 x 2	250	38	98.0	60	PN32AFS

Product versions:

Swage nipple, DKS, 24° sealing cone and metric union nut, heavy series, stainless steel, ...PNAFSVA
 PN AFS VA



Swage nipple, DKS, union nut, angle 90°, steel

www.Q...PNAFS90

DN	Size	Inch	G1	Working pressure	For pipe outside Ø	L1	L2	S1	Item no.
				bar	mm	mm	mm		
6	4	1/4"	M 16 x 1.5	630	8	63.0	35.0	19	PN06AFS0490

Swage nipple, DKOL, 24°, metric, light series, union nut

Application:	Swage nipple for HD 100 HD 200 KP 100 to KP 600 TE hoses NY hoses TF hoses Suction hoses
Connection 1:	metric nut thread
Sealing form 1:	24° outer cone with O-ring
Series:	light
Material:	Steel
Surface protection:	electro galvanised
Standard:	ISO 8434-1

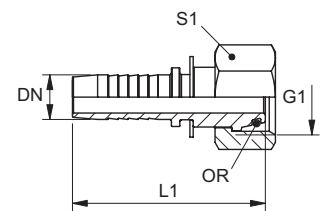
Note:
Choose the appropriate ferrule based on the hose type.



Swage nipple, DKOL, light series, union nut, straight, steel

www...PNAOL

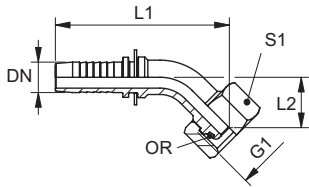
DN	Size	Inch	G1	Working pressure bar	For pipe outside Ø mm	L1 mm	S1	OR	Item no.
5	3	3/16"	M 12 x 1.5	415	6	45.5	14	4.0 x 1.5	PN04AOL
5	3	3/16"	M 14 x 1.5	450	8	45.5	17	6.0 x 1.5	PN04AOL06
5	3	3/16"	M 16 x 1.5	420	10	46.0	19	7.5 x 1.5	PN04AOL08
5	3	3/16"	M 18 x 1.5	385	12	46.2	22	9.0 x 1.5	PN04AOL10
6	4	1/4"	M 12 x 1.5	415	6	46.5	14	4.0 x 1.5	PN06AOL04
6	4	1/4"	M 14 x 1.5	450	8	52.0	17	6.0 x 1.5	PN06AOL
6	4	1/4"	M 16 x 1.5	420	10	52.0	19	7.5 x 1.5	PN06AOL08
6	4	1/4"	M 18 x 1.5	385	12	53.0	22	9.0 x 1.5	PN06AOL10
8	5	5/16"	M 14 x 1.5	450	8	47.0	17	6.0 x 1.5	PN08AOL06
8	5	5/16"	M 16 x 1.5	420	10	52.0	19	7.5 x 1.5	PN08AOL
8	5	5/16"	M 18 x 1.5	385	12	53.0	22	9.0 x 1.5	PN08AOL10
8	5	5/16"	M 22 x 1.5	420	15	58.0	27	12.0 x 2.0	PN08AOL13
10	6	3/8"	M 14 x 1.5	450	8	50.5	17	6.0 x 1.5	PN10AOL06
10	6	3/8"	M 16 x 1.5	420	10	51.5	19	7.5 x 1.5	PN10AOL08
10	6	3/8"	M 18 x 1.5	385	12	54.5	22	9.0 x 1.5	PN10AOL
10	6	3/8"	M 22 x 1.5	420	15	56.5	27	12.0 x 2.0	PN10AOL13
12	8	1/2"	M 18 x 1.5	385	12	54.5	22	9.0 x 1.5	PN13AOL10
12	8	1/2"	M 22 x 1.5	420	15	57.5	27	12.0 x 2.0	PN13AOL
12	8	1/2"	M 26 x 1.5	350	18	59.0	32	15.0 x 2.0	PN13AOL16
16	10	5/8"	M 22 x 1.5	420	15	58.0	27	12.0 x 2.0	PN16AOL13
16	10	5/8"	M 26 x 1.5	350	18	64.0	32	15.0 x 2.0	PN16AOL
16	10	5/8"	M 30 x 2	380	22	64.5	36	20.0 x 2.0	PN16AOL20
19	12	3/4"	M 26 x 1.5	350	18	66.5	32	15.0 x 2.0	PN20AOL16
19	12	3/4"	M 30 x 2	380	22	71.0	36	20.0 x 2.0	PN20AOL
19	12	3/4"	M 36 x 2	280	28	73.0	41	26.0 x 2.0	PN20AOL25
25	16	1"	M 30 x 2	380	22	75.5	36	20.0 x 2.0	PN25AOL20
25	16	1"	M 36 x 2	280	28	81.0	41	26.0 x 2.0	PN25AOL
25	16	1"	M 45 x 2	210	35	85.5	50	32.0 x 2.5	PN25AOL32
31	20	1.1/4"	M 36 x 2	280	28	87.0	41	26.0 x 2.0	PN32AOL25
31	20	1.1/4"	M 45 x 2	210	35	94.5	50	32.0 x 2.5	PN32AOL
31	20	1.1/4"	M 52 x 2	160	42	94.5	60	38.0 x 2.5	PN32AOL40
38	24	1.1/2"	M 45 x 2	210	35	94.0	50	32.0 x 2.5	PN40AOL32
38	24	1.1/2"	M 52 x 2	160	42	98.0	60	38.0 x 2.5	PN40AOL
51	32	2"	M 52 x 2	160	42	112.5	60	38.0 x 2.5	PN50AOL40



2

Product versions:

Swage nipple, DKOL, light series, union nut, straight, stainless steel, PN AOL VA ...PNAOLVA



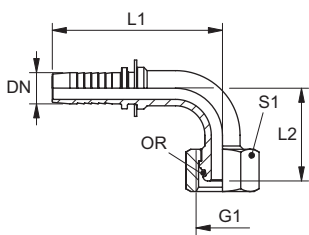
Swage nipple, DKOL, light series, union nut, angle 45°, steel

www.hansa-flex.com ...PNAOL45

DN	Size	Inch	G1	Working pressure	For pipe outside Ø	L1	L2	S1	OR	Item no.
				bar	mm					
5	3	3/16"	M 12 x 1.5	415	6	56.0	15.0	14	4.0 x 1.5	PN04AOL45
5	3	3/16"	M 14 x 1.5	450	8	57.0	15.0	17	6.0 x 1.5	PN04AOL0645
5	3	3/16"	M 16 x 1.5	420	10	58.5	17.0	19	7.5 x 1.5	PN04AOL0845
5	3	3/16"	M 18 x 1.5	385	12	65.0	20.0	22	9.0 x 1.5	PN04AOL1045
6	4	1/4"	M 12 x 1.5	415	6	62.0	17.0	14	4.0 x 1.5	PN06AOL0445
6	4	1/4"	M 14 x 1.5	450	8	63.0	15.0	17	6.0 x 1.5	PN06AOL45
6	4	1/4"	M 16 x 1.5	420	10	64.5	17.0	19	7.5 x 1.5	PN06AOL0845
6	4	1/4"	M 18 x 1.5	385	12	71.0	19.5	22	9.0 x 1.5	PN06AOL1045
8	5	5/16"	M 14 x 1.5	450	8	62.0	16.5	17	6.0 x 1.5	PN08AOL0645
8	5	5/16"	M 16 x 1.5	420	10	66.0	16.5	19	7.5 x 1.5	PN08AOL45
8	5	5/16"	M 18 x 1.5	385	12	71.0	19.5	22	9.0 x 1.5	PN08AOL1045
8	5	5/16"	M 22 x 1.5	420	15	79.5	20.0	27	12.0 x 2.0	PN08AOL1345
10	6	3/8"	M 16 x 1.5	420	10	74.0	22.0	19	7.5 x 1.5	PN10AOL0845
10	6	3/8"	M 18 x 1.5	385	12	72.5	19.5	22	9.0 x 1.5	PN10AOL45
10	6	3/8"	M 22 x 1.5	420	15	80.0	20.0	27	12.0 x 2.0	PN10AOL1345
12	8	1/2"	M 18 x 1.5	385	12	80.0	24.5	22	9.0 x 1.5	PN13AOL1045
12	8	1/2"	M 22 x 1.5	420	15	81.0	20.0	27	12.0 x 2.0	PN13AOL45
12	8	1/2"	M 26 x 1.5	350	18	91.5	24.5	32	15.0 x 2.0	PN13AOL1645
16	10	5/8"	M 22 x 1.5	420	15	84.5	24.5	27	12.0 x 2.0	PN16AOL1345
16	10	5/8"	M 26 x 1.5	350	18	96.0	24.5	32	15.0 x 2.0	PN16AOL45
16	10	5/8"	M 30 x 2	380	22	99.5	27.0	36	20.0 x 2.0	PN16AOL2045
19	12	3/4"	M 26 x 1.5	350	18	101.5	27.0	32	15.0 x 2.0	PN20AOL1645
19	12	3/4"	M 30 x 2	380	22	106.0	27.0	36	20.0 x 2.0	PN20AOL45
19	12	3/4"	M 36 x 2	280	28	124.0	29.5	41	26.0 x 2.0	PN20AOL2545
25	16	1"	M 30 x 2	380	22	113.0	29.5	36	20.0 x 2.0	PN25AOL2045
25	16	1"	M 36 x 2	280	28	132.0	29.5	41	26.0 x 2.0	PN25AOL45
25	16	1"	M 45 x 2	210	35	150.0	38.5	50	32.0 x 2.5	PN25AOL3245
31	20	1.1/4"	M 36 x 2	280	28	140.0	38.5	41	26.0 x 2.0	PN32AOL2545
31	20	1.1/4"	M 45 x 2	210	35	159.0	38.5	50	32.0 x 2.5	PN32AOL45
38	24	1.1/2"	M 52 x 2	160	42	181.5	42.5	60	38.0 x 2.5	PN40AOL45

Product versions:

Swage nipple, DKOL, light series, union nut, angle 45°, stainless steel, PN AOL 45 VA ...PNAOL45VA



Swage nipple, DKOL, light series, union nut, angle 90°, steel

www.hansa-flex.com ...PNAOL90

DN	Size	Inch	G1	Working pressure	For pipe outside Ø	L1	L2	S1	OR	Item no.
				bar	mm					
5	3	3/16"	M 12 x 1.5	415	6	48.5	29.0	14	4.0 x 1.5	PN04AOL90
5	3	3/16"	M 14 x 1.5	450	8	49.0	33.0	17	6.0 x 1.5	PN04AOL0690
5	3	3/16"	M 16 x 1.5	420	10	49.0	33.0	19	7.5 x 1.5	PN04AOL0890
5	3	3/16"	M 18 x 1.5	385	12	54.0	35.0	22	9.0 x 1.5	PN04AOL1090
6	4	1/4"	M 12 x 1.5	415	6	57.0	30.5	14	4.0 x 1.5	PN06AOL0490
6	4	1/4"	M 14 x 1.5	450	8	55.0	30.5	17	6.0 x 1.5	PN06AOL90
6	4	1/4"	M 14 x 1.5	450	8	55.0	50.0	17	6.0 x 1.5	PN06AOL90L50
6	4	1/4"	M 14 x 1.5	450	8	55.0	55.0	17	6.0 x 1.5	PN06AOL90L55
6	4	1/4"	M 16 x 1.5	420	10	55.0	33.0	19	7.5 x 1.5	PN06AOL0890
6	4	1/4"	M 16 x 1.5	420	10	55.0	60.0	19	7.5 x 1.5	PN06AOL0890L60
6	4	1/4"	M 18 x 1.5	385	12	62.5	32.0	22	9.0 x 1.5	PN06AOL1090
8	5	5/16"	M 14 x 1.5	450	8	54.0	31.5	17	6.0 x 1.5	PN08AOL0690
8	5	5/16"	M 16 x 1.5	420	10	58.0	31.5	19	7.5 x 1.5	PN08AOL90
8	5	5/16"	M 16 x 1.5	420	10	58.0	36.0	19	7.5 x 1.5	PN08AOL90L36
8	5	5/16"	M 16 x 1.5	420	10	58.0	42.0	19	7.5 x 1.5	PN08AOL90L42
8	5	5/16"	M 18 x 1.5	385	12	58.0	32.5	22	9.0 x 1.5	PN08AOL1090





DN	Size	Inch	G1	Working pressure	For pipe outside Ø	L1	L2	S1	OR	Item no.
				bar	mm					
8	5	5/16"	M 18 x 1.5	385	12	58.0	55.0	22	9.0 x 1.5	PN08AOL1090L55
8	5	5/16"	M 22 x 1.5	420	15	71.0	41.5	27	12.0 x 2.0	PN08AOL1390
10	6	3/8"	M 16 x 1.5	420	10	63.0	40.5	19	7.5 x 1.5	PN10AOL0890
10	6	3/8"	M 18 x 1.5	385	12	64.0	37.0	22	9.0 x 1.5	PN10AOL90
10	6	3/8"	M 18 x 1.5	385	12	64.0	50.0	22	9.0 x 1.5	PN10AOL90L50
10	6	3/8"	M 18 x 1.5	385	12	64.0	60.0	22	9.0 x 1.5	PN10AOL90L60
10	6	3/8"	M 18 x 1.5	385	12	64.0	70.0	22	9.0 x 1.5	PN10AOL90L70
10	6	3/8"	M 18 x 1.5	385	12	64.0	75.0	22	9.0 x 1.5	PN10AOL90L75
10	6	3/8"	M 22 x 1.5	420	15	71.5	41.5	27	12.0 x 2.0	PN10AOL1390
12	8	1/2"	M 18 x 1.5	385	12	71.5	50.5	22	9.0 x 1.5	PN13AOL1090
12	8	1/2"	M 22 x 1.5	420	15	72.5	41.5	27	12.0 x 2.0	PN13AOL90
12	8	1/2"	M 22 x 1.5	420	15	88.0	60.0	27	12.0 x 2.0	PN13AOL90L60
12	8	1/2"	M 22 x 1.5	420	15	72.5	77.0	27	12.0 x 2.0	PN13AOL90L77
12	8	1/2"	M 26 x 1.5	350	18	83.5	50.5	32	15.0 x 2.0	PN13AOL1690
16	10	5/8"	M 22 x 1.5	420	15	87.0	50.5	27	12.0 x 2.0	PN16AOL1390
16	10	5/8"	M 26 x 1.5	350	18	88.0	50.5	32	15.0 x 2.0	PN16AOL90
16	10	5/8"	M 26 x 1.5	350	18	88.0	60.0	32	15.0 x 2.0	PN16AOL90L60
16	10	5/8"	M 26 x 1.5	350	18	88.0	75.0	32	15.0 x 2.0	PN16AOL90L75
16	10	5/8"	M 30 x 2	380	22	93.0	54.5	36	20.0 x 2.0	PN16AOL2090
19	12	3/4"	M 26 x 1.5	350	18	93.5	66.0	32	15.0 x 2.0	PN20AOL1690
19	12	3/4"	M 30 x 2	380	22	99.5	54.5	36	20.0 x 2.0	PN20AOL90
19	12	3/4"	M 30 x 2	380	22	109.0	60.0	36	20.0 x 2.0	PN20AOL90L60
19	12	3/4"	M 30 x 2	380	22	111.0	75.0	36	20.0 x 2.0	PN20AOL90L75
19	12	3/4"	M 30 x 2	380	22	111.0	80.0	36	20.0 x 2.0	PN20AOL90L80
19	12	3/4"	M 30 x 2	380	22	109.0	100.0	36	20.0 x 2.0	PN20AOL90L100
19	12	3/4"	M 30 x 2	380	22	111.0	120.0	36	20.0 x 2.0	PN20AOL90L120
19	12	3/4"	M 36 x 2	280	28	119.0	66.0	41	26.0 x 2.0	PN20AOL2590
25	16	1"	M 30 x 2	380	22	106.5	66.0	36	20.0 x 2.0	PN25AOL2090
25	16	1"	M 36 x 2	280	28	127.0	66.0	41	26.0 x 2.0	PN25AOL90
25	16	1"	M 36 x 2	280	28	125.0	72.0	41	26.0 x 2.0	PN25AOL90L72
25	16	1"	M 36 x 2	280	28	125.0	100.0	41	26.0 x 2.0	PN25AOL90L100
25	16	1"	M 36 x 2	280	28	125.0	150.0	41	26.0 x 2.0	PN25AOL90L150
25	16	1"	M 45 x 2	210	35	142.5	82.0	50	32.0 x 2.5	PN25AOL3290
31	20	1.1/4"	M 36 x 2	280	28	135.0	82.0	41	26.0 x 2.0	PN32AOL2590
31	20	1.1/4"	M 45 x 2	210	35	151.5	82.0	50	32.0 x 2.5	PN32AOL90
31	20	1.1/4"	M 45 x 2	210	35	144.0	98.0	50	32.0 x 2.5	PN32AOL90L98
31	20	1.1/4"	M 52 x 2	160	42	173.0	95.0	60	38.0 x 2.5	PN32AOL4090
38	24	1.1/2"	M 45 x 2	210	35	154.0	95.0	50	32.0 x 2.5	PN40AOL3290
38	24	1.1/2"	M 52 x 2	160	42	176.5	95.0	60	38.0 x 2.5	PN40AOL90

Product versions:

Swage nipple, DKOL, light series, union nut, angle 90°, stainless steel, PN AOL 90 VA ...PNAOL90VA



Swage nipple, DKOS, 24°, metric, heavy series, union nut

Application: Swage nipple for
 HD 100
 HD 200
 KP 100 to KP 600
 TE hoses
 NY hoses
 TF hoses
 Suction hoses

Connection 1: metric nut thread

Sealing form 1: 24° outer cone with O-ring

Series: heavy

Material: Steel

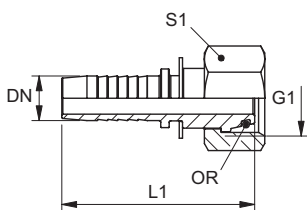
Surface protection: electro galvanised

Standard: ISO 8434-1

Short code: DKOS

Note:
 Choose the appropriate ferrule based on the hose type.

2



Swage nipple, DKOS, heavy series, union nut, straight, steel

www.PNAOS

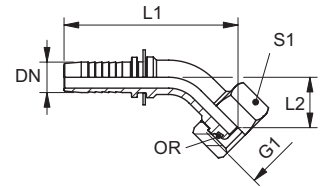
	Inch	G1	Working pressure	For pipe outside Ø	L1	OR	Additional feature	Item no.	
			bar	mm	mm				
5	3	3/16"	M 16 x 1.5	630	8	47.5	19	6.0 x 1.5	PN04AOS
5	3	3/16"	M 18 x 1.5	630	10	48.0	22	7.5 x 1.5	PN04AOS06
6	4	1/4"	M 14 x 1.5	630	6	53.0	17	4.0 x 1.5	PN06AOS03
6	4	1/4"	M 16 x 1.5	630	8	54.0	19	6.0 x 1.5	PN06AOS04
6	4	1/4"	M 16 x 1.5	630	8	54.0	19	6.0 x 1.5	PN06AOS04H
6	4	1/4"	M 18 x 1.5	630	10	55.0	22	7.5 x 1.5	PN06AOS
6	4	1/4"	M 20 x 1.5	630	12	55.0	24	9.0 x 1.5	PN06AOS08
8	5	5/16"	M 18 x 1.5	630	10	54.0	22	7.5 x 1.5	PN08AOS06
8	5	5/16"	M 20 x 1.5	630	12	55.0	24	9.0 x 1.5	PN08AOS
10	6	3/8"	M 18 x 1.5	630	10	54.0	22	7.5 x 1.5	PN10AOS06
10	6	3/8"	M 20 x 1.5	630	12	56.5	24	9.0 x 1.5	PN10AOS08
10	6	3/8"	M 22 x 1.5	630	14	60.0	27	10.0 x 2.0	PN10AOS
10	6	3/8"	M 24 x 1.5	420	16	61.0	30	12.0 x 2.0	PN10AOS13
12	8	1/2"	M 22 x 1.5	420	14	56.0	27	10.0 x 2.0	PN13AOS10
12	8	1/2"	M 24 x 1.5	420	16	61.0	30	12.0 x 2.0	PN13AOS
12	8	1/2"	M 30 x 2	420	20	66.5	36	16.0 x 2.5	PN13AOS16
16	10	5/8"	M 24 x 1.5	420	16	60.5	30	12.0 x 2.0	PN16AOS13
16	10	5/8"	M 30 x 2	420	20	71.0	36	16.0 x 2.5	PN16AOS
16	10	5/8"	M 36 x 2	420	25	74.5	46	20.0 x 2.5	PN16AOS20
16	10	5/8"	M 36 x 2	420	25	74.5	41	20.0 x 2.5	PN16AOS20SW41
19	12	3/4"	M 30 x 2	420	20	78.0	36	16.0 x 2.5	PN20AOS16
19	12	3/4"	M 36 x 2	420	25	81.0	46	20.0 x 2.5	PN20AOS
19	12	3/4"	M 36 x 2	420	25	81.0	41	20.0 x 2.5	PN20AOSSW41
19	12	3/4"	M 42 x 2	420	30	84.0	50	25.0 x 2.5	PN20AOS25
25	16	1"	M 36 x 2	420	25	89.0	46	20.0 x 2.5	PN25AOS20
25	16	1"	M 42 x 2	420	30	92.0	50	25.0 x 2.5	PN25AOS
25	16	1"	M 52 x 2	345	38	95.5	60	33.0 x 2.5	PN25AOS32
31	20	1.1/4"	M 42 x 2	420	30	92.5	50	25.0 x 2.5	PN32AOS25
31	20	1.1/4"	M 52 x 2	345	38		60	33.0 x 2.5	PN32AOS
38	24		M 52 x 2	345	38	107.0	60	33.0 x 2.5	PN40AOS32

Product versions:

Swage nipple, DKOS, heavy series, union nut, straight, stainless steel, PN AOS VA ...PNAOSVA

Swage nipple, DKOS, heavy series, union nut, angle 45°, steel

www PNAOS45



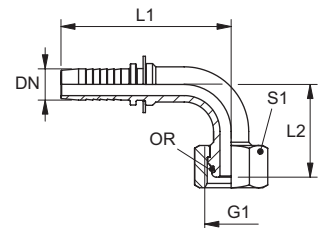
DN	Size	Inch	G1	Working pressure	For pipe outside Ø	L1	L2	S1	OR	Item no.
				bar	mm					
5	3	3/16"	M 16 x 1.5	630	8	56.5	15.5	19	6.0 x 1.5	PN04AOS45
5	3	3/16"	M 18 x 1.5	630	10	58.0	17.0	22	7.0 x 2.0	PN04AOS0645
6	4	1/4"	M 14 x 1.5	630	6	64.5	16.5	17	4.0 x 1.5	PN06AOS0345
6	4	1/4"	M 16 x 1.5	630	8	64.5	16.5	19	6.0 x 1.5	PN06AOS0445
6	4	1/4"	M 18 x 1.5	630	10	65.0	17.0	22	7.5 x 1.5	PN06AOS45
6	4	1/4"	M 20 x 1.5	630	12	67.5	18.0	24	9.0 x 1.5	PN06AOS0845
8	5	5/16"	M 18 x 1.5	630	10	64.0	17.0	22	7.5 x 1.5	PN08AOS0645
8	5	5/16"	M 20 x 1.5	630	12	67.5	18.0	24	9.0 x 1.5	PN08AOS45
10	6	3/8"	M 18 x 1.5	630	10	72.0	21.0	22	7.5 x 1.5	PN10AOS0645
10	6	3/8"	M 20 x 1.5	630	12	73.0	20.0	24	9.0 x 1.5	PN10AOS0845
10	6	3/8"	M 22 x 1.5	630	14	73.5	20.5	27	10.0 x 2.0	PN10AOS45
10	6	3/8"	M 24 x 1.5	420	16	81.0	21.0	30	12.0 x 2.0	PN10AOS1345
12	8	1/2"	M 22 x 1.5	420	14	81.0	27.5	27	10.0 x 2.0	PN13AOS1045
12	8	1/2"	M 24 x 1.5	420	16	82.0	21.0	30	12.0 x 2.0	PN13AOS45
16	10	5/8"	M 24 x 1.5	420	16	85.5	27.5	30	12.0 x 2.0	PN16AOS1345
16	10	5/8"	M 30 x 2	420	20	98.5	27.5	36	16.0 x 2.5	PN16AOS45
16	10	5/8"	M 36 x 2	420	25	103.0	30.5	46	20.0 x 2.5	PN16AOS2045
19	12	3/4"	M 30 x 2	420	20	109.0	30.0	36	16.0 x 2.5	PN20AOS1645
19	12	3/4"	M 36 x 2	420	25	109.5	30.5	46	20.0 x 2.5	PN20AOS45
19	12	3/4"	M 36 x 2	420	25	109.5	30.5	41	20.0 x 2.5	PN20AOS45SW41
25	16	1"	M 36 x 2	420	25	141.5	39.5	46	20.0 x 2.5	PN25AOS2045
25	16	1"	M 42 x 2	420	30	135.5	33.0	50	25.0 x 2.5	PN25AOS45
31	20	1.1/4"	M 52 x 2	345	38	161.5	40.5	60	33.0 x 2.5	PN32AOS45
38	24	1.1/2"	M 52 x 2	345	38	165.0	40.5	60	33.0 x 2.5	PN40AOS3245

Product versions:

Swage nipple, DKOL, heavy series, union nut, angle 45°, stainless steel, PN AOS 45 VA ...PNAOS45VA

Swage nipple, DKOS, heavy series, union nut, angle 90°, steel

www PNAOS90



DN	Size	Inch	G1	Working pressure	For pipe outside Ø	L1	L2	S1	OR	Item no.
				bar	mm					
5	3	3/16"	M 16 x 1.5	630	8	48.5	29.5	19	6.0 x 1.5	PN04AOS90
5	3	3/16"	M 16 x 1.5	630	8	48.5	37.0	19	6.0 x 1.5	PN04AOS90L37
6	4	1/4"	M 14 x 1.5	630	6	58.0	34.0	17	4.0 x 1.5	PN06AOS0390
6	4	1/4"	M 16 x 1.5	630	8	55.0	32.5	19	6.0 x 1.5	PN06AOS0490
6	4	1/4"	M 18 x 1.5	630	10	55.0	33.5	22	7.5 x 1.5	PN06AOS90
6	4	1/4"	M 20 x 1.5	630	12	58.0	34.0	24	9.0 x 1.5	PN06AOS0890
8	5	5/16"	M 18 x 1.5	630	10	61.5	38.5	22	7.5 x 1.5	PN08AOS0690
8	5	5/16"	M 20 x 1.5	630	12	58.0	34.0	24	9.0 x 1.5	PN08AOS90
8	5	5/16"	M 20 x 1.5	630	12	58.0	45.0	24	9.0 x 1.5	PN08AOS90L45
10	6	3/8"	M 18 x 1.5	630	10	63.0	38.5	22	7.5 x 1.5	PN10AOS0690
10	6	3/8"	M 20 x 1.5	630	12	64.0	37.5	24	9.0 x 1.5	PN10AOS0890
10	6	3/8"	M 22 x 1.5	630	14	64.0	38.5	27	10.0 x 2.0	PN10AOS90
10	6	3/8"	M 24 x 1.5	420	16	71.5	43.0	30	12.0 x 2.0	PN10AOS1390
12	8	1/2"	M 22 x 1.5	420	14	71.5	55.0	27	10.0 x 2.0	PN13AOS1090
12	8	1/2"	M 24 x 1.5	420	16	72.5	43.0	30	12.0 x 2.0	PN13AOS90
12	8	1/2"	M 24 x 1.5	420	16	72.5	55.0	30	12.0 x 2.0	PN13AOS90L55
12	8	1/2"	M 30 x 2	420	20	83.5	55.0	36	16.0 x 2.5	PN13AOS1690
16	10	5/8"	M 24 x 1.5	420	16	76.0	55.0	30	12.0 x 2.0	PN16AOS1390
16	10	5/8"	M 30 x 2	420	20	88.0	55.0	36	16.0 x 2.5	PN16AOS90
16	10	5/8"	M 30 x 2	420	20	88.0	100.0	36	16.0 x 2.5	PN16AOS90L100
16	10	5/8"	M 36 x 2	420	25	93.0	59.5	46	20.0 x 2.5	PN16AOS2090
19	12	3/4"	M 30 x 2	420	20	99.5	58.5	36	16.0 x 2.5	PN20AOS1690





DN	Size	Inch	G1	Working pressure	For pipe outside Ø	L1	L2	S1	OR	Item no.
				bar	mm	mm	mm			
19	12	3/4"	M 36 x 2	420	25	99.5	59.5	46	20.0 x 2.5	PN20AOS90
19	12	3/4"	M 36 x 2	420	25	99.5	59.5	41	20.0 x 2.5	PN20AOS90SW41
19	12	3/4"	M 36 x 2	420	25	99.5	110.0	46	20.0 x 2.5	PN20AOS90L110
19	12	3/4"	M 36 x 2	420	25	99.5	130.0	46	20.0 x 2.5	PN20AOS90L130
19	12	3/4"	M 36 x 2	420	25	99.5	150.0	46	20.0 x 2.5	PN20AOS90L150
19	12	3/4"	M 42 x 2	420	30	119.0	71.0	50	25.0 x 2.5	PN20AOS2590
25	16	1"	M 36 x 2	420	25	126.0	80.5	46	20.0 x 2.5	PN25AOS2090
25	16	1"	M 42 x 2	420	30	127.0	71.0	50	25.0 x 2.5	PN25AOS90
31	20	1.1/4"	M 42 x 2	345	30	135.0	85.0	50	25.0 x 2.5	PN32AOS2590
31	20	1.1/4"	M 52 x 2	345	38	151.5	85.0	60	33.0 x 2.5	PN32AOS90
38	24	1.1/2"	M 52 x 2	345	38	155.0	95.0	60	33.0 x 2.5	PN40AOS3290

Product versions:

Swage nipple, DKOL, heavy series, union nut, angle 90°, stainless steel, PN AOS 90 VA ...PNAOS90VA

2



Swage nipple, CEL, light series, male thread, straight, steel

Application: Swage nipple for
 HD 100
 HD 200
 KP 100 to KP 600
 TE hoses
 NY hoses
 TF hoses
 Suction hoses

Note:
 Choose the appropriate ferrule based on the hose type.

Connection 1: metric cylindrical outer thread

Sealing form 1: 24° inner cone

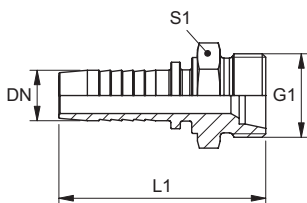
Series: light

Material: Steel

Surface protection: electro galvanised

Standard: ISO 8434-1

Short code: CEL



DN	Size	Inch	G1	Working pressure	For pipe outside Ø	L1	S1	Item no.
				bar	mm	mm		
5	3	3/16"	M 12 x 1.5	415	6	43.0	14	PN04HL
6	4	1/4"	M 12 x 1.5	415	6	49.0	14	PN06HL04
6	4	1/4"	M 14 x 1.5	450	8	49.0	17	PN06HL
6	4	1/4"	M 16 x 1.5	420	10	50.0	17	PN06HL08
6	4	1/4"	M 18 x 1.5	385	12	51.0	19	PN06HL10
8	5	5/16"	M 14 x 1.5	450	8	49.0	17	PN08HL06
8	5	5/16"	M 16 x 1.5	420	10	50.0	17	PN08HL
8	5	5/16"	M 18 x 1.5	385	12	51.0	19	PN08HL10
8	5	5/16"	M 22 x 1.5	420	15	52.0	24	PN08HL13
10	6	3/8"	M 16 x 1.5	420	10	52.5	17	PN10HL08
10	6	3/8"	M 18 x 1.5	385	12	52.5	19	PN10HL
10	6	3/8"	M 22 x 1.5	420	15	53.5	24	PN10HL13
12	8	1/2"	M 18 x 1.5	385	12	53.5	22	PN13HL10
12	8	1/2"	M 22 x 1.5	420	15	54.5	24	PN13HL
12	8	1/2"	M 26 x 1.5	350	18	55.5	27	PN13HL16
16	10	5/8"	M 22 x 1.5	420	15	59.0	24	PN16HL13
16	10	5/8"	M 26 x 1.5	350	18	60.0	27	PN16HL
16	10	5/8"	M 30 x 2	380	22	62.0	32	PN16HL20
19	12	3/4"	M 26 x 1.5	350	18	66.5	27	PN20HL16
19	12	3/4"	M 30 x 2	380	22	68.5	32	PN20HL





DN	Size	Inch	G1	Working pressure	For pipe outside Ø	L1	S1	Item no.
				bar	mm	mm		
19	12	3/4"	M 36 x 2	280	28	70.0	41	PN20HL25
25	16	1"	M 36 x 2	280	28	77.5	41	PN25HL
31	20	1.1/4"	M 45 x 2	210	35	91.0	46	PN32HL
38	24	1.1/2"	M 52 x 2	160	42	95.5	55	PN40HL

Product versions:

Swage nipple, CEL, light series, male thread, straight, stainless steel, PN HL VA

...PNHLVA

Swage nipple, CES, heavy series, male thread, straight, steel

Application: Swage nipple for
HD 100
HD 200
KP 100 to KP 600
TE hoses
NY hoses
TF hoses
Suction hoses

Connection 1: metric cylindrical outer thread

Sealing form 1: 24° inner cone

Series: heavy

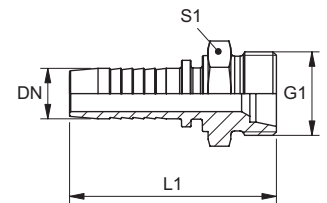
Material: Steel

Surface protection: electro galvanised

Standard: ISO 8434-1

Short code: CES

Note:
Choose the appropriate ferrule based on the hose type.



www.Q...PNHS

DN	Size	Inch	G1	Working pressure	For pipe outside Ø	L1	S1	Item no.
				bar	mm	mm		
5	3	3/16"	M 16 x 1.5	630	8	48.0	17	PN04HS
6	4	1/4"	M 14 x 1.5	630	6	52.0	14	PN06HS03
6	4	1/4"	M 16 x 1.5	630	8	54.0	17	PN06HS04
6	4	1/4"	M 18 x 1.5	630	10	54.0	19	PN06HS
8	5	5/16"	M 18 x 1.5	630	10	54.0	19	PN08HS06
8	5	5/16"	M 20 x 1.5	630	12	56.0	22	PN08HS
8	5	5/16"	M 24 x 1.5	420	16	58.0	27	PN08HS13
10	6	3/8"	M 18 x 1.5	630	10	55.5	19	PN10HS06
10	6	3/8"	M 20 x 1.5	630	12	57.5	22	PN10HS08
10	6	3/8"	M 22 x 1.5	630	14	59.5	24	PN10HS
10	6	3/8"	M 24 x 1.5	420	16	59.5	27	PN10HS13
12	8	1/2"	M 22 x 1.5	420	14	60.5	24	PN13HS10
12	8	1/2"	M 24 x 1.5	420	16	60.5	27	PN13HS
12	8	1/2"	M 30 x 2	420	20	64.5	32	PN13HS16
16	10	5/8"	M 30 x 2	420	20	69.0	32	PN16HS
19	12	3/4"	M 30 x 2	420	20	75.5	32	PN20HS16
19	12	3/4"	M 36 x 2	420	25	79.5	36	PN20HS
25	16	1"	M 36 x 2	420	25	87.5	36	PN25HS20
25	16	1"	M 42 x 2	420	30	89.5	46	PN25HS
31	20	1.1/4"	M 52 x 2	345	38	104.0	55	PN32HS
38	24	1.1/2"	M 52 x 2	345	38	107.5	55	PN40HS32

Product versions:

Swage nipple, CES, heavy series, male thread, straight, stainless steel, PN HS VA

...PNHSVA



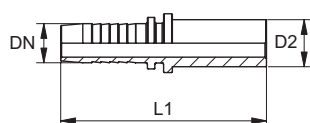
Swage nipple, BEL, light series, standpipe

Application: Swage nipple for
 HD 100
 HD 200
 KP 100 to KP 600
 TE hoses
 NY hoses
 TF hoses
 Suction hoses

Connection 1: Standpipe
Sealing form 1: cutting ring connection
Series: light
Material: Steel
Surface protection: electro galvanised
Standard: ISO 8434-1
Short code: BEL

Note:
 Final cutting ring assembly must be carried out in the hardened pre-assembly socket (VOM...).
 Do not use for new designs we recommend depending on design: PN...AOL, PN...AOL 45, PN...AOL 90.
 Choose the appropriate ferrule based on the hose type.

2



Swage nipple, BEL, light series, standpipe, straight, steel

[www](http://www.hansa-flex.com) ...PNFL

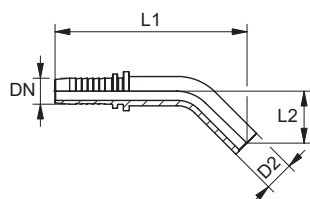
DN	Size	Inch	Working pressure	D2	L1	Item no.
			bar			
5	3	3/16"	250	6.0	50.5	PN04FL
6	4	1/4"	250	6.0	57.5	PN06FL04
6	4	1/4"	250	8.0	58.5	PN06FL
8	5	5/16"	250	8.0	58.0	PN08FL06
8	5	5/16"	250	10.0	59.5	PN08FL
10	6	3/8"	250	10.0	62.0	PN10FL08
10	6	3/8"	250	12.0	62.5	PN10FL
10	6	3/8"	250	15.0	61.0	PN10FL13
12	8	1/2"	250	12.0	60.0	PN13FL10
12	8	1/2"	250	15.0	63.0	PN13FL
12	8	1/2"	160	18.0	65.0	PN13FL16
16	10	5/8"	160	18.0	69.5	PN16FL
16	10	5/8"	160	22.0	71.5	PN16FL20
19	12	3/4"	160	18.0	74.5	PN20FL16
19	12	3/4"	160	22.0	79.0	PN20FL
19	12	3/4"	100	28.0	79.0	PN20FL25
25	16	1"	100	28.0	87.0	PN25FL
31	20	1.1/4"	100	35.0	103.0	PN32FL
38	24	1.1/2"	100	42.0	110.5	PN40FL

Product versions:

Swage nipple, BEL, light series, standpipe, straight, stainless steel, PN FL VA ...PNFLVA

Additional elements:

Pre-assembly socket, VOM ...VOM



Swage nipple, BEL, light series, standpipe, angle 45°, steel

[www](http://www.hansa-flex.com) ...PNFL45

DN	Size	Inch	Working pressure	D2	L1	L2	Item no.
			bar				
5	3	3/16"	250	6.0	68.5	19.0	PN04FL45
6	4	1/4"	250	6.0	77.0	19.0	PN06FL0445
6	4	1/4"	250	8.0	71.5	19.0	PN06FL45





DN	Size	Inch	Working pressure	D2	L1	L2	Item no.
			bar	mm	mm	mm	
8	5	5/16"	250	8.0	77.0	20.0	PN08FL0645
8	5	5/16"	250	10.0	80.5	23.0	PN08FL45
10	6	3/8"	250	10.0	88.0	25.0	PN10FL0845
10	6	3/8"	250	12.0	88.0	25.0	PN10FL45
10	6	3/8"	250	15.0	89.0	24.5	PN10FL1345
12	8	1/2"	250	12.0	87.0	22.0	PN13FL1045
12	8	1/2"	250	15.0	98.0	27.0	PN13FL45
12	8	1/2"	160	18.0	95.5	26.0	PN13FL1645
16	10	5/8"	160	22.0	107.0	29.0	PN16FL2045
19	12	3/4"	160	18.0	108.5	41.5	PN20FL1645
19	12	3/4"	160	22.0	112.0	29.0	PN20FL45
25	16	1"	100	28.0	130.0	34.0	PN25FL45
31	20	1.1/4"	100	35.0	155.5	41.0	PN32FL45
38	24	1.1/2"	100	42.0	174.5	44.0	PN40FL45

Product versions:

Swage nipple, BEL, light series, standpipe, angle 45°, stainless steel, PN FL 45 VA ...PNFL45VA

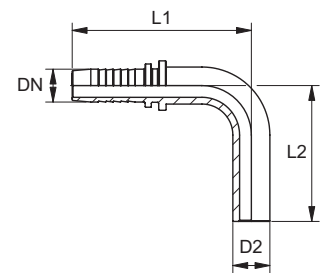
Additional elements:

Pre-assembly socket, VOM ...VOM

Swage nipple, BEL, light series, standpipe, angle 90°, steel


...PNFL90

DN	Size	Inch	Working pressure	D2	L1	L2	Item no.
			bar	mm	mm	mm	
5	3	3/16"	250	6.0	47.5	41.5	PN04FL90
6	4	1/4"	250	6.0	56.5	42.5	PN06FL0490
6	4	1/4"	250	8.0	56.5	43.5	PN06FL90
8	5	5/16"	250	8.0	56.5	43.5	PN08FL0690
8	5	5/16"	250	10.0	58.5	44.0	PN08FL90
10	6	3/8"	250	10.0	61.5	53.5	PN10FL0890
10	6	3/8"	250	12.0	62.0	52.5	PN10FL90
10	6	3/8"	250	15.0	77.5	48.0	PN10FL1390
12	8	1/2"	250	12.0	62.0	52.5	PN13FL1090
12	8	1/2"	250	15.0	72.5	55.0	PN13FL90
12	8	1/2"	160	18.0	72.5	58.5	PN13FL1690
16	10	5/8"	160	18.0	83.0	70.0	PN16FL90
16	10	5/8"	160	22.0	83.0	74.0	PN16FL2090
19	12	3/4"	160	18.0	88.0	70.0	PN20FL1690
19	12	3/4"	160	22.0	100.0	73.5	PN20FL90
25	16	1"	100	28.0	127.5	84.5	PN25FL90
31	20	1.1/4"	100	35.0	149.5	106.0	PN32FL90
38	24	1.1/2"	100	42.0	167.0	99.0	PN40FL90

**Product versions:**

Swage nipple, BEL, light series, standpipe, angle 90°, stainless steel, PN FL 90 VA ...PNFL90VA

Additional elements:

Pre-assembly socket, VOM ...VOM



Swage nipple, BES, heavy series, standpipe

Application: Swage nipple for
 HD 100
 HD 200
 KP 100 to KP 600
 TE hoses
 NY hoses
 TF hoses
 Suction hoses

Connection 1: Standpipe

Sealing form 1: cutting ring connection

Series: heavy

Material: Steel

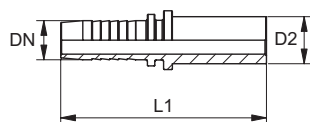
Surface protection: electro galvanised

Standard: ISO 8434-1

Short code: BES

Note:
 Final cutting ring assembly must be carried out in the hardened pre-assembly socket (VOM...).
 Do not use for new designs; recommended for each types:
 PN...AOS, PN...AOS 45, PN...AOS 90.
 Choose the appropriate ferrule based on the hose type.

2



Swage nipple, BES, heavy series, standpipe, straight, steel



DN	Size	Inch	Working pressure		D2	L1	Item no.
			bar	mm			
5	3	3/16"	630	8.0	51.5	PN04FS	
6	4	1/4"	630	10.0	60.5	PN06FS	
6	4	1/4"	630	12.0	59.5	PN06FS08	
8	5	5/16"	630	12.0	60.0	PN08FS	
10	6	3/8"	630	14.0	66.0	PN10FS	
10	6	3/8"	400	16.0	70.0	PN10FS13	
12	8	1/2"	400	12.0	61.5	PN13FS08	
12	8	1/2"	400	14.0	67.0	PN13FS10	
12	8	1/2"	400	16.0	70.0	PN13FS	
16	10	5/8"	400	16.0	74.5	PN16FS13	
16	10	5/8"	400	20.0	78.5	PN16FS	
16	10	5/8"	400	25.0	85.0	PN16FS20	
19	12	3/4"	400	16.0	79.5	PN20FS13	
19	12	3/4"	400	20.0	86.0	PN20FS16	
19	12	3/4"	400	25.0	90.0	PN20FS	
25	16	1"	250	25.0	97.0	PN25FS20	
25	16	1"	250	30.0	102.0	PN25FS	
25	16	1"	250	38.0	109.5	PN25FS32	
31	20	1.1/4"	250	30.0	113.0	PN32FS25	
31	20	1.1/4"	250	38.0	117.0	PN32FS	
38	24	1.1/2"	250	38.0	120.5	PN40FS32	

Product versions:

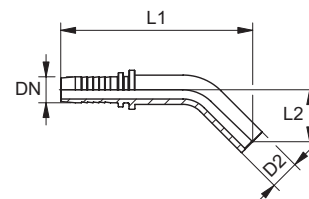
Swage nipple, BES, heavy series, standpipe, straight, stainless steel, PN FS VA ...PNFSVA

Additional elements:

Pre-assembly socket, VOM ...VOM

Swage nipple, BES, heavy series, standpipe, angle 45°, steel

www Q ...PNFS45



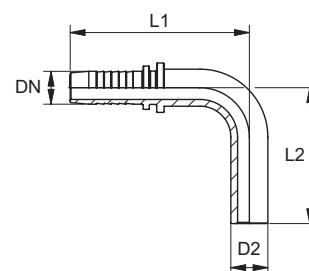
DN	Size	Inch	Working pressure	D2	L1	L2	Item no.
			bar				
5	3	3/16"	630	8.0	59.0	20.0	PN04FS45
6	4	1/4"	630	10.0	80.0	23.5	PN06FS45
6	4	1/4"	630	12.0	82.5	22.0	PN06FS0845
8	5	5/16"	630	12.0	90.0	25.0	PN08FS45
10	6	3/8"	630	14.0	82.5	27.0	PN10FS45
12	8	1/2"	400	14.0	82.5	27.0	PN13FS1045
12	8	1/2"	400	16.0	97.0	30.0	PN13FS45
16	10	5/8"	400	16.0	101.5	30.0	PN16FS1345
16	10	5/8"	400	20.0	106.0	34.0	PN16FS45
19	12	3/4"	400	20.0	113.0	34.0	PN20FS1645
19	12	3/4"	400	25.0	126.0	39.0	PN20FS45
25	16	3/4"	250	25.0	135.0	39.0	PN25FS2045
25	16	1"	250	30.0	146.0	44.0	PN25FS45
31	20	1.1/4"	250	30.0	153.5	44.0	PN32FS2545
31	20	1.1/4"	250	38.0	172.5	51.0	PN32FS45
38	24	1.1/2"	250	38.0	176.5	51.0	PN40FS3245

Product versions:

Swage nipple, BES, heavy series, standpipe, angle 45°, stainless steel, PN FS 45 VA ...PNFS45VA

Swage nipple, BES, heavy series, standpipe, angle 90°, steel

www Q ...PNFS90



DN	Size	Inch	Working pressure	D2	L1	L2	Item no.
			bar				
5	3	3/16"	630	8.0	59.0	37.0	PN04FS90
6	4	1/4"	630	8.0	56.5	43.5	PN06FS0490
6	4	1/4"	630	10.0	56.5	44.5	PN06FS90
6	4	1/4"	630	12.0	56.5	44.5	PN06FS0890
8	5	5/16"	630	12.0	57.0	46.5	PN08FS90
10	6	3/8"	630	14.0	58.5	60.5	PN10FS90
12	8	1/2"	400	12.0	58.5	46.5	PN13FS0890
12	8	1/2"	400	14.0	70.5	61.5	PN13FS1090
12	8	1/2"	400	16.0	71.5	63.5	PN13FS90
16	10	5/8"	400	16.0	76.0	63.5	PN16FS1390
16	10	5/8"	400	20.0	83.0	80.5	PN16FS90
19	12	3/4"	400	25.0	100.0	85.5	PN20FS90
25	16	1"	250	25.0	127.5	94.5	PN25FS2090
25	16	1"	250	30.0	127.5	99.5	PN25FS90
31	20	1.1/4"	250	30.0	135.0	99.5	PN32FS2590
31	20	1.1/4"	250	38.0	156.0	105.0	PN32FS90
38	24	1.1/2"	250	38.0	159.5	105.0	PN40FS3290

Product versions:

Swage nipple, BES, heavy series, standpipe, angle 90°, stainless steel, PN FS 90 VA ...PNFS90VA



Swage nipple, DKM, universal, metric, union nut

Application: Swage nipple for
 HD 100
 HD 200
 KP 100 to KP 600
 TE hoses
 NY hoses
 TF hoses
 Suction hoses

Connection 1: metric nut thread

Sealing form 1: 60° sealing head

Material: Steel

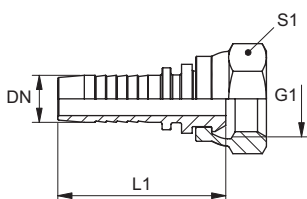
Surface protection: electro galvanised

Standard: DIN 3863

Short code: DKM

Note:
 Choose the appropriate ferrule based on the hose type.

2



Swage nipple, DKM, union nut, straight, steel

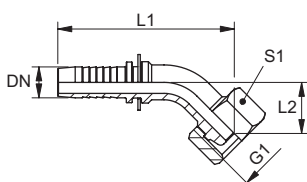
www.Q...PNA

DN	Size	Inch	G1	Working pressure	L1	S1	Item no.
				bar	mm		
19	12	3/4"	M 30 x 1.5	63	65.5	36	PN20A
25	16	1"	M 38 x 1.5	63	75.5	46	PN25A
25	16	1"	M 45 x 1.5	63	76.0	50	PN25A32
31	20	1.1/4"	M 45 x 1.5	63	85.0	50	PN32A
38	24	1.1/2"	M 52 x 1.5	63	89.0	60	PN40A
51	32	2"	M 65 x 2	40	107.0	75	PN50A
60	40	2.3/8"	M 78 x 2	40	112.0	90	PN60A

Product versions:

Swage nipple, DKM, union nut, straight, stainless steel, PN A VA

...PNAVA



Swage nipple, DKM, union nut, angle 45°, steel

www.Q...PNA45

DN	Size	Inch	G1	Working pressure	L1	L2	S1	Item no.
				bar	mm	mm		
19	12	3/4"	M 30 x 1.5	63	119.0	29.0	36	PN20A45
25	16	1"	M 38 x 1.5	63	148.0	39.0	46	PN25A45
31	20	1.1/4"	M 45 x 1.5	63	165.0	43.0	50	PN32A45
38	24	1.1/2"	M 52 x 1.5	63	172.0	44.0	60	PN40A45
51	32	2"	M 65 x 2	40	209.0	53.0	75	PN50A45

Product versions:

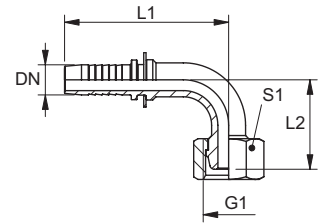
Swage nipple, DKM, union nut, angle 45°, stainless steel, PN A 45 VA

...PNA45VA

Swage nipple, DKM, union nut, angle 90°, steel

www Q ...PNA90

DN	Size	Inch	G1	Working pressure	L1	L2	S1	Item no.
				bar				
19	12	3/4"	M 30 x 1.5	63	109.0	61.0	36	PN20A90
25	16	1"	M 38 x 1.5	63	125.0	71.0	46	PN25A90
25	16	1"	M 45 x 1.5	63	125.0	74.0	50	PN25A3290
31	20	1.1/4"	M 45 x 1.5	63	144.0	83.0	50	PN32A90
38	24	1.1/2"	M 52 x 1.5	63	159.0	94.0	60	PN40A90
51	32	2"	M 65 x 2	40	199.0	118.0	75	PN50A90



Product versions:

Swage nipple, DKM, union nut, angle 90°, stainless steel, PN A 90 VA

...PNA90VA

Swage nipple, DKM flat seal, union nut, straight, steel

Application: Swage nipple for
HD 100
HD 200
KP 100 to KP 600
TE hoses
NY hoses
TF hoses
Suction hoses

Connection 1: metric nut thread

Sealing form 1: flat seal

Material: Steel

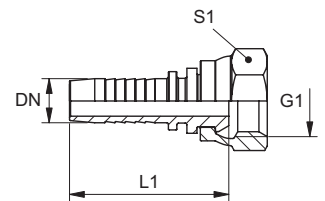
Surface protection: electro galvanised

Short code: DKM flat seal

Note:
Choose the appropriate ferrule based on the hose type.



2



www Q ...PNAM

DN	Size	Inch	G1	Working pressure	L1	S1	Item no.
				bar			
12	8	1/2"	M 22 x 1.5	250	55.0	27	PN13AM



Swage nipple, AGM, metric, male thread

Application: Swage nipple for
 HD 100
 HD 200
 KP 100 to KP 600
 TE hoses
 NY hoses
 TF hoses
 Suction hoses

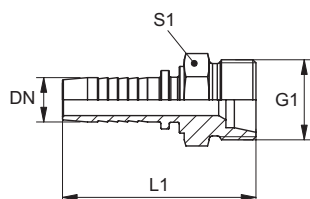
Connection 1: metric cylindrical outer thread

Material: Steel

Surface protection: electro galvanised

Note:
 Choose the appropriate ferrule based on the hose type.

2

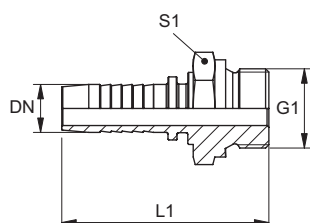


Swage nipple, AGM, male thread, straight, steel

Sealing form 1: 60° inner cone
Short code: AGM



DN	Size	Inch	G1	Working pressure	L1	S1	Item no.
				bar	mm		
19	12	3/4"	M 30 x 1.5	63	72.5	32	PN20H



Swage nipple, AGM flat seal, male thread, straight, steel

Sealing form 1: flat seal
Standard: DIN 3852
Short code: AGM-Flat seal



DN	Size	Inch	G1	Working pressure	L1	S1	Item no.
				bar	mm		
6	4	1/4"	M 10 x 1	250	50.5	14	PN06HM02
6	4	1/4"	M 14 x 1.5	250	53.0	19	PN06HM
8	5	5/16"	M 16 x 1.5	250	54.5	22	PN08HM
8	5	5/16"	M 18 x 1.5	250	56.0	24	PN08HM10
10	6	3/8"	M 16 x 1.5	250	55.5	22	PN10HM08
10	6	3/8"	M 18 x 1.5	250	57.0	24	PN10HM
12	8	1/2"	M 22 x 1.5	250	59.5	27	PN13HM
16	10	5/8"	M 26 x 1.5	160	65.0	32	PN16HM
19	12	3/4"	M 30 x 1.5	160	74.5	36	PN20HM
25	16	1"	M 38 x 1.5	100	83.0	46	PN25HM
31	20	1.1/4"	M 45 x 1.5	100	95.0	55	PN32HM
38	24	1.1/2"	M 45 x 2	100	101.0	60	PN40HM

Swage nipple, DKR, 60°, BSP, union nut

Application:	Swage nipple for HD 100 HD 200 KP 100 to KP 600 TE hoses NY hoses TF hoses Suction hoses
Connection 1:	BSP nut thread
Sealing form 1:	60° outer cone
Material:	Steel
Surface protection:	electro galvanised
Standard:	ISO 8434-6 BS 5200
Short code:	DKR

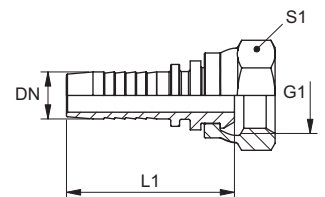
Note:
Choose the appropriate ferrule based on the hose type.



2

Swage nipple, DKR, union nut, straight, steel

www...PNAB

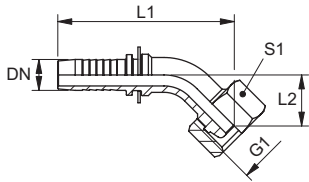


DN	Size	Inch	G1	Working pressure	L1	S1	Item no.
				bar	mm		
5	3	3/16"	G 1/8" -28	350	37.0	14	PN04AB
5	3	3/16"	G 1/4" -19	400	37.5	19	PN04AB06
6	4	1/4"	G 1/8" -28	350	43.0	14	PN06AB02
6	4	1/4"	G 1/4" -19	400	44.5	19	PN06AB
6	4	1/4"	G 3/8" -19	400	46.5	22	PN06AB10
8	5	5/16"	G 1/4" -19	400	45.0	19	PN08AB06
8	5	5/16"	G 3/8" -19	400	47.0	22	PN08AB10
8	5	5/16"	G 1/2" -14	350	48.5	27	PN08AB13
10	6	3/8"	G 1/4" -19	400	46.5	19	PN10AB06
10	6	3/8"	G 3/8" -19	400	48.0	22	PN10AB
10	6	3/8"	G 1/2" -14	350	49.5	27	PN10AB13
12	8	1/2"	G 3/8" -19	350	48.0	22	PN13AB10
12	8	1/2"	G 1/2" -14	350	50.5	27	PN13AB
12	8	1/2"	G 5/8" -14	350	49.5	30	PN13AB16
12	8	1/2"	G 3/4" -14	315	52.0	32	PN13AB20
16	10	5/8"	G 1/2" -14	350	55.0	27	PN16AB13
16	10	5/8"	G 5/8" -14	350	54.0	30	PN16AB
16	10	5/8"	G 3/4" -14	315	57.0	32	PN16AB20
16	10	5/8"	G 1" -11	250	62.0	38	PN16AB25
19	12	3/4"	G 1/2" -14	315	62.0	27	PN20AB13
19	12	3/4"	G 5/8" -14	315	61.0	30	PN20AB16
19	12	3/4"	G 3/4" -14	315	64.0	32	PN20AB
19	12	3/4"	G 1" -11	250	67.0	38	PN20AB25
25	16	1"	G 1" -11	250	75.0	38	PN25AB
25	16	1"	G 1.1/4" -11	250	80.5	50	PN25AB32
31	20	1.1/4"	G 1.1/4" -11	250	88.0	50	PN32AB
38	24	1.1/2"	G 1.1/2" -11	210	92.0	55	PN40AB
51	32	2"	G 2" -11	210	110.5	70	PN50AB
60	40	2.3/8"	G 2.1/2"	90	176.0	90	PN60AB
76	48	3"	G 3"	45	179.2	110	PN76AB

Product versions:

Swage nipple, DKR, union nut, straight, stainless steel, PN AB VA

...PNABVA



Swage nipple, DKR, union nut, angle 45°, steel

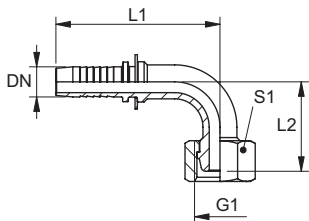
www Q ...PNAB45

DN	Size	Inch	G1	Working pressure	L1	L2	S1	Item no.
				bar	mm	mm		
5	3	3/16"	G 1/8" -28	400	54.0	14.0	14	PN04AB45
5	3	3/16"	G 1/4" -19	350	54.5	12.5	19	PN04AB0645
6	4	1/4"	G 1/8" -28	350	62.5	14.0	14	PN06AB0245
6	4	1/4"	G 1/4" -19	400	60.5	12.5	19	PN06AB45
6	4	1/4"	G 3/8" -19	400	62.0	14.0	22	PN06AB1045
8	5	5/16"	G 1/4" -19	400	64.0	14.5	17	PN08AB0645
8	5	5/16"	G 3/8" -19	400	64.0	14.5	22	PN08AB1045
10	6	3/8"	G 1/4" -19	400	69.5	16.5	19	PN10AB0645
10	6	3/8"	G 3/8" -19	400	69.5	16.5	22	PN10AB45
10	6	3/8"	G 1/2" -14	350	70.5	17.5	27	PN10AB1345
12	8	1/2"	G 3/8" -19	350	78.5	17.5	22	PN13AB1045
12	8	1/2"	G 1/2" -14	350	78.5	17.5	27	PN13AB45
12	8	1/2"	G 5/8" -14	315	80.5	20.5	30	PN13AB1645
12	8	1/2"	G 3/4" -14	315	82.5	22.5	32	PN13AB2045
16	10	5/8"	G 5/8" -14	315	96.0	24.5	30	PN16AB45
16	10	5/8"	G 3/4" -14	315	97.5	26.0	32	PN16AB2045
19	12	3/4"	G 3/4" -14	315	108.0	28.5	32	PN20AB45
19	12	3/4"	G 1" -11	250	111.0	31.5	38	PN20AB2545
25	16	1"	G 1" -11	250	137.0	35.0	38	PN25AB45
25	16	1"	G 1.1/4" -11	250	134.5	32.0	50	PN25AB3245
31	20	1.1/4"	G 1.1/4" -11	250	165.0	45.5	50	PN32AB45
51	32	2"	G 2" -11	210	231.5	67.0	70	PN50AB45

Product versions:

Swage nipple, DKR, union nut, angle 45°, stainless steel, PN AB 45 VA

...PNAB45VA



Swage nipple, DKR, union nut, angle 90°, steel

www Q ...PNAB90

DN	Size	Inch	G1	Working pressure	L1	L2	S1	Item no.
				bar	mm	mm		
5	3	3/16"	G 1/8" -28	350	47.5	27.5	14	PN04AB90
5	3	3/16"	G 1/4" -19	350	49.0	27.0	19	PN04AB0690
6	4	1/4"	G 1/8" -28	250	57.0	27.5	14	PN06AB0290
6	4	1/4"	G 1/4" -19	400	55.0	27.0	19	PN06AB90
6	4	1/4"	G 3/8" -19	400	56.0	29.0	22	PN06AB1090
8	5	5/16"	G 1/4" -19	400	55.0	31.0	17	PN08AB0690
8	5	5/16"	G 3/8" -19	400	58.0	29.0	22	PN08AB1090
8	5	5/16"	G 1/2" -14	240	62.5	34.0	27	PN08AB1390
10	6	3/8"	G 1/4" -19	400	64.0	36.5	19	PN10AB0690
10	6	3/8"	G 3/8" -19	400	64.0	33.0	22	PN10AB90
10	6	3/8"	G 1/2" -14	240	64.0	34.0	27	PN10AB1390
12	8	1/2"	G 3/8" -19	240	72.5	40.0	22	PN13AB1090
12	8	1/2"	G 1/2" -14	240	72.5	38.0	27	PN13AB90
12	8	1/2"	G 5/8" -14	350	71.5	42.5	30	PN13AB1690
12	8	1/2"	G 3/4" -14	315	71.5	45.5	32	PN13AB2090
16	10	5/8"	G 5/8" -14	350	87.0	52.5	30	PN16AB90
16	10	5/8"	G 3/4" -14	315	87.0	55.0	32	PN16AB2090
19	12	3/4"	G 3/4" -14	315	99.0	58.0	32	PN20AB90
19	12	3/4"	G 1" -11	250	99.0	62.0	38	PN20AB2590
25	16	1"	G 1" -11	250	126.0	74.0	38	PN25AB90
25	16	1"	G 1.1/4" -11	250	127.0	69.5	50	PN25AB3290
31	20	1.1/4"	G 1.1/4" -11	250	150.5	92.0	50	PN32AB90
60	40	2.3/8"	G 2.1/2"	90	237.0	143.5	90	PN60AB90
76	48	3"	G 3"	45	223.5	146.0	110	PN76AB90



**Product versions:**

Swage nipple, DKR, union nut, angle 90°, stainless steel, PN AB 90 VA

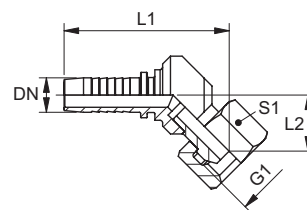
...PNAB90VA

Swage nipple, DKR, union nut, angle 45°, compact, steel

Application: Swage nipple for
HD 100
HD 200
KP 100 to KP 600
TE hoses
NY hoses
TF hoses
Suction hoses

Connection 1: BSP nut thread**Sealing form 1:** 60° outer cone**Construction type addition:** compact form**Material:** Steel**Surface protection:** electro galvanised**Standard:** BS 5200
ISO 8434-6**Short code:** DKR**Note:**

Choose the appropriate ferrule based on the hose type.



2

[www](http://www.hansa-flex.de) ...PNABK45

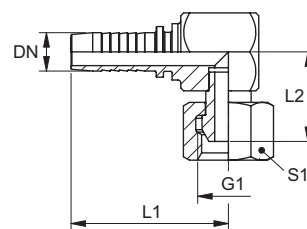
DN	Size	Inch	G1	Working pressure	L1	L2	S1	Item no.
				bar				
6	4	1/4"	G 1/4" -19	400	65.0	12.0	19	PN06ABK45
10	6	3/8"	G 3/8" -19	400	60.0	19.0	22	PN10ABK45
12	8	1/2"	G 1/2" -14	350	74.0	15.0	27	PN13ABK45
16	10	5/8"	G 5/8" -14	350	83.0	19.0	30	PN16ABK45
19	12	3/4"	G 3/4" -14	315	97.5	22.5	32	PN20ABK45
25	16	1"	G 1" -11	250	117.5	25.5	38	PN25ABK45

Swage nipple, DKR, union nut, angle 90°, compact, steel

Application: Swage nipple for
HD 100
HD 200
KP 100 to KP 600
TE hoses
NY hoses
TF hoses
Suction hoses

Connection 1: BSP nut thread**Sealing form 1:** 60° outer cone**Construction type addition:** compact form**Material:** Steel**Surface protection:** electro galvanised**Standard:** BS 5200
ISO 8434-6**Short code:** DKR**Note:**

Choose the appropriate ferrule based on the hose type.





www ...PNABK90

DN	Size	Inch	G1	Working pressure	L1	L2	S1	Item no.
				bar	mm	mm		
5	3	3/16"	G 1/8" -28	350	47.0	17.0	14	PN04ABK90
6	4	1/4"	G 1/4" -19	400	50.0	20.0	19	PN06ABK90
6	4	1/4"	G 3/8" -19	400	53.5	23.0	22	PN06ABK1090
8	5	5/16"	G 3/8" -19	400	54.0	23.0	22	PN08ABK1090
10	6	3/8"	G 1/4" -19	400	52.0	20.0	19	PN10ABK0690
10	6	3/8"	G 3/8" -19	400	55.5	23.0	22	PN10ABK90
10	6	3/8"	G 1/2" -14	350	57.6	26.0	27	PN10ABK1390
12	8	1/2"	G 1/2" -14	350	59.6	26.0	27	PN13ABK90
16	10	5/8"	G 5/8" -14	350	64.1	27.0	30	PN16ABK90
19	12	3/4"	G 3/4" -14	315	74.8	32.0	32	PN20ABK90
25	16	1"	G 1" -11	250	92.2	36.0	38	PN25ABK90

2



Swage nipple, DKOR, 60°, BSP, with O-ring, union nut

Application: Swage nipple for
 HD 100
 HD 200
 KP 100 to KP 600
 TE hoses
 NY hoses
 TF hoses
 Suction hoses

Connection 1: BSP nut thread

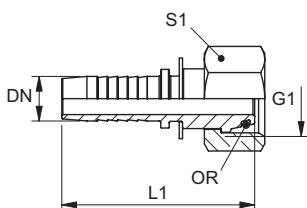
Sealing form 1: 60° outer cone with O-ring

Material: Steel

Surface protection: electro galvanised

Short code: DKOR

Note:
 Choose the appropriate ferrule based on the hose type.



Swage nipple, DKOR, union nut, straight, steel

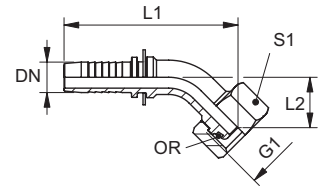
Standard: BS 5200
 ISO 8434-6

www ...PNAOB

DN	Size	Inch	G1	Working pressure	L1	S1	OR	Item no.
				bar	mm			
6	4	1/4"	G 1/4" -19	400	44.5	19	6.0 x 1.0	PN06AOB
10	6	3/8"	G 3/8" -19	400	48.5	22	8.1 x 1.6	PN10AOB
12	8	1/2"	G 1/2" -14	350	51.0	27	12.1 x 1.6	PN13AOB
16	10	5/8"	G 5/8" -14	350	54.0	30	13.1 x 1.6	PN16AOB
19	12	3/4"	G 3/4" -14	315	63.5	32	17.1 x 1.6	PN20AOB
25	16	1"	G 1" -11	250	75.5	38	22.1 x 1.6	PN25AOB
25	16	1"	G 1.1/4" -11	250	78.0	50	29.1 x 1.6	PN25AOB32
31	20	1.1/4"	G 1.1/4" -11	250	87.0	50	29.1 x 1.6	PN32AOB
31	20	1.1/4"	G 1.1/2" -11	210	88.5	55	35.1 x 1.6	PN32AOB40
38	24	1.1/2"	G 1.1/2" -11	210	92.0	55	35.1 x 1.6	PN40AOB
38	24	1.1/2"	G 2" -11	210	97.0	70	48.1 x 1.6	PN40AOB50
51	32	2"	G 2" -11	210	110.0	70	48.1 x 1.6	PN50AOB

Swage nipple, DKOR, union nut, angle 45°, steel

Standard: ISO 8434-6
BS 5200



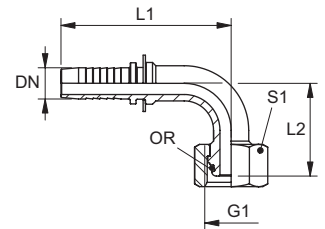
www.hansa-flex.de ...PNAOB45

DN	Size	Inch	G1	Working pressure	L1	L2	S1	OR	Item no.
				bar					
6	4	1/4"	G 1/4" -19	400	60.5	12.5	19	6.0 x 1.0	PN06AOB45
10	6	3/8"	G 3/8" -19	400	69.5	16.5	22	8.1 x 1.6	PN10AOB45
12	8	1/2"	G 1/2" -14	350	78.5	17.5	27	12.1 x 1.6	PN13AOB45
16	10	5/8"	G 5/8" -14	350	96.0	24.5	30	13.1 x 1.6	PN16AOB45
19	12	3/4"	G 3/4" -14	315	108.0	28.5	32	17.1 x 1.6	PN20AOB45
25	16	1"	G 1" -11	250	137.0	35.0	38	22.1 x 1.6	PN25AOB45
25	16	1"	G 1.1/4" -11	250	134.5	32.0	50	29.1 x 1.6	PN25AOB3245
31	20	1.1/4"	G 1.1/4" -11	250	165.0	45.5	50	29.1 x 1.6	PN32AOB45
31	20	1.1/4"	G 1.1/2" -11	210	165.0	45.0	55	35.1 x 1.6	PN32AOB4045
38	24	1.1/2"	G 1.1/2" -11	210	187.5	49.5	55	35.1 x 1.6	PN40AOB45
38	24	1.1/2"	G 2" -11	210	189.5	51.5	70	48.1 x 1.6	PN40AOB5045
51	32	2"	G 2" -11	210	231.5	67.0	70	48.1 x 1.6	PN50AOB45

2

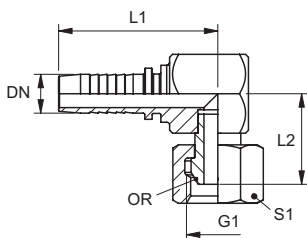
Swage nipple, DKOR, union nut, angle 90°, steel

Standard: ISO 8434-6
BS 5200



www.hansa-flex.de ...PNAOB90

DN	Size	Inch	G1	Working pressure	L1	L2	S1	OR	Item no.
				bar					
6	4	1/4"	G 1/4" -19	400	55.0	27.0	19	6.0 x 1.0	PN06AOB90
10	6	3/8"	G 3/8" -19	400	64.0	33.0	22	8.1 x 1.6	PN10AOB90
12	8	1/2"	G 1/2" -14	350	72.5	38.0	27	12.1 x 1.6	PN13AOB90
16	10	5/8"	G 5/8" -14	350	87.0	52.5	30	13.1 x 1.6	PN16AOB90
19	12	3/4"	G 3/4" -14	315	99.0	58.0	32	17.1 x 1.6	PN20AOB90
25	16	1"	G 1" -11	250	126.0	74.0	38	22.1 x 1.6	PN25AOB90
25	16	1"	G 1.1/4" -11	250	127.0	69.5	50	29.1 x 1.6	PN25AOB3290
31	20	1.1/4"	G 1.1/4" -11	250	150.5	92.0	50	29.1 x 1.6	PN32AOB90
31	20	1.1/4"	G 1.1/2" -11	210	150.5	91.5	55	35.1 x 1.6	PN32AOB4090
38	24	1.1/2"	G 1.1/2" -11	210	175.5	105.0	55	35.1 x 1.6	PN40AOB90
38	24	1.1/4"	G 2" -11	210	175.5	105.0	70	48.1 x 1.6	PN40AOB5090
51	32	2"	G 2" -11	210	216.5	135.5	70	48.1 x 1.6	PN50AOB90



Swage nipple, DKOR, union nut, angle 90°, compact, steel

Application: Swage nipple for
 HD 100
 HD 200
 KP 100 to KP 600
 TE hoses
 NY hoses
 TF hoses
 Suction hoses

Connection 1: BSP nut thread
Sealing form 1: 60° outer cone with O-ring
Construction type addition: compact form

Material: Steel
Surface protection: electro galvanised

Standard: BS 5200
 ISO 8434-6

Short code: DKOR

Note:
 Choose the appropriate ferrule based on the hose type.

2

[www](http://www.hansa-flex.com) **...PNAOBK90**

DN	Size	Inch	G1	Working pressure	L1	L2	S1	OR	Item no.
				bar					
6	4	1/4"	G 1/4" -19	400	51.0	20.0	19	6.0 x 1.0	PN06AOBK90
10	6	3/8"	G 3/8" -19	400	56.5	23.0	22	8.1 x 1.6	PN10AOBK90
12	8	1/2"	G 1/2" -14	350	61.5	26.0	27	12.1 x 1.6	PN13AOBK90
16	10	5/8"	G 5/8" -14	350	65.5	27.0	30	14.1 x 1.6	PN16AOBK90
19	12	3/4"	G 3/4" -14	315	76.0	32.0	32	22.1 x 1.6	PN20AOBK90
25	16	1"	G 1" -11	250	93.5	36.0	38	22.1 x 1.6	PN25AOBK90

Swage nipple, AGR, 60° BSP, male thread

Application: Swage nipple for
HD 100
HD 200
KP 100 to KP 600
TE hoses
NY hoses
TF hoses
Suction hoses

Material: Steel

Surface protection: electro galvanised

Standard: BS 5200
ISO 8434-6

Note:
Choose the appropriate ferrule based on the hose type.

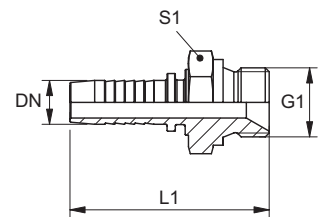


Swage nipple, AGR, male thread, straight, steel

Connection 1: BSP cylindrical external threads

Sealing form 1: 60° inner cone

Short code: AGR

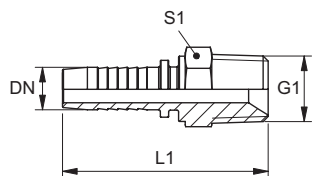


www.Q...PNHB

DN	Size	Inch	G1	Working pressure	L1	S1	Item no.
				bar			
5	3	3/16"	G 1/8" -28	350	42.5	14	PN04HB
5	3	3/16"	G 1/4" -19	350	46.0	19	PN04HB06
6	4	1/4"	G 1/8" -28	350	48.5	14	PN06HB02
6	4	1/4"	G 1/4" -19	400	52.0	19	PN06HB
6	4	1/4"	G 3/8" -19	400	54.0	22	PN06HB10
6	4	1/4"	G 1/2" -14	350	57.5	27	PN06HB13
8	5	5/16"	G 1/4" -19	400	52.0	19	PN08HB06
8	5	5/16"	G 3/8" -19	400	54.0	22	PN08HB10
8	5	5/16"	G 1/2" -14	350	57.5	27	PN08HB13
10	6	3/8"	G 1/8" -28	350	50.0	17	PN10HB02
10	6	3/8"	G 1/4" -19	400	53.5	19	PN10HB06
10	6	3/8"	G 3/8" -19	400	55.5	22	PN10HB
10	6	3/8"	G 1/2" -14	350	59.5	27	PN10HB13
12	8	1/2"	G 3/8" -19	350	56.5	22	PN13HB10
12	8	1/2"	G 1/2" -14	350	60.5	27	PN13HB
12	8	1/2"	G 5/8" -14	350	62.5	30	PN13HB16
12	8	1/2"	G 3/4" -14	250	62.5	32	PN13HB20
16	10	5/8"	G 1/2" -14	350	65.0	27	PN16HB13
16	10	5/8"	G 5/8" -14	350	67.0	30	PN16HB
16	10	5/8"	G 3/4" -14	315	67.0	32	PN16HB20
19	12	3/4"	G 3/4" -14	315	73.5	32	PN20HB
19	12	3/4"	G 1" -11	250	78.5	41	PN20HB25
25	16	1"	G 1" -11	250	86.5	41	PN25HB
25	16	1"	G 1.1/4" -11	250	87.5	50	PN25HB32
31	20	1.1/4"	G 1.1/4" -11	250	97.0	50	PN32HB
31	20	1.1/4"	G 1.1/2" -11	210	100.0	55	PN32HB40
38	24	1.1/2"	G 1.1/4" -11	210	100.5	50	PN40HB32
38	24	1.1/2"	G 1.1/2" -11	210	103.5	55	PN40HB
38	24	1.1/2"	G 2" -11	210	109.0	70	PN40HB50
51	32	2"	G 2" -11	210	124.5	70	PN50HB

Product versions:

Swage nipple, with hexagon, AGR, 60° inner cone and imperial cylindrical male thread, ...PNHBVA
stainless steel, PN HB VA



Swage nipple, AGR tapered, male thread, straight, steel

Connection 1: BSPT conical external threads
Sealing form 1: thread seal
Short code: AGR-K

www ...PNHBK

DN	Size	Inch	G1	Working pressure	L1	S1	Item no.
				bar			
5	3	3/16"	R 1/8" K	350	43.0	12	PN04HBK02
5	3	3/16"	R 1/4" K	350	47.5	14	PN04HBK06
6	4	1/4"	R 1/8" K	350	49.0	12	PN06HBK02
6	4	1/4"	R 1/4" K	400	53.5	14	PN06HBK
6	4	1/4"	R 3/8" K	400	54.0	19	PN06HBK10
8	5	5/16"	R 1/4" K	400	53.5	14	PN08HBK06
8	5	5/16"	R 3/8" K	400	54.0	19	PN08HBK10
10	6	3/8"	R 1/4" K	400	56.0	14	PN10HBK06
10	6	3/8"	R 3/8" K	400	56.5	19	PN10HBK
10	6	3/8"	R 1/2" K	350	61.0	22	PN10HBK13
12	8	1/2"	R 3/8" K	350	58.0	19	PN13HBK10
12	8	1/2"	R 1/2" K	350	62.0	22	PN13HBK
12	8	1/2"	R 3/4" K	315	64.5	27	PN13HBK20
16	10	5/8"	R 1/2" K	350	67.5	22	PN16HBK13
16	10	5/8"	R 5/8" K	350	70.5	24	PN16HBK
16	10	5/8"	R 3/4" K	315	69.0	27	PN16HBK20
19	12	3/4"	R 3/4" K	315	76.5	27	PN20HBK
19	12	3/4"	R 1" K	250	80.5	36	PN20HBK25
25	16	1"	R 1" K	250	88.5	36	PN25HBK
25	16	1"	R 1.1/4" K	250	91.5	46	PN25HBK32
31	20	1.1/4"	R 1.1/4" K	250	101.0	46	PN32HBK
31	20	1.1/4"	R 1.1/2" K	210	102.0	50	PN32HBK40
38	24	1.1/2"	R 1.1/2" K	210	105.5	50	PN40HBK
38	24	1.1/2"	R 2" K	210	113.0	65	PN40HBK50
51	32	2"	R 2" K	210	127.5	65	PN50HBK

Product versions:

Swage nipple, AGR tapered, straight, stainless steel, PN HBK VA

...PNHBKVA

Swage nipple, DKR flat seal, BSP, union nut

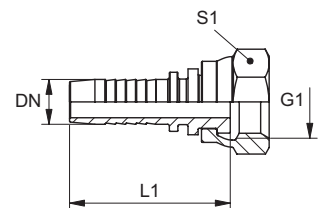
Application:	Swage nipple for HD 100 HD 200 KP 100 to KP 600 TE hoses NY hoses TF hoses Suction hoses
Connection 1:	BSP nut thread
Sealing form 1:	flat seal
Material:	Steel
Surface protection:	electro galvanised
Short code:	DKR flat seal



Swage nipple, DKR flat seal, union nut, straight, steel

www.PNAR

DN	Size	Inch	G1	Working pressure	L1	S1	Item no.
				bar	mm		
6	4	1/4"	G 1/8" -28	350	43.0	14	PN06AR02
6	4	1/4"	G 1/4" -19	350	43.5	19	PN06AR
6	4	1/4"	G 3/8" -19	350	44.5	22	PN06AR10
8	5	5/16"	G 1/4" -19	350	44.0	19	PN08AR06
8	5	5/16"	G 3/8" -19	350	44.5	22	PN08AR10
8	5	5/16"	G 1/2" -14	315	46.5	27	PN08AR13
10	6	3/8"	G 1/4" -19	350	46.0	19	PN10AR06
10	6	3/8"	G 3/8" -19	350	47.0	22	PN10AR
10	6	3/8"	G 1/2" -14	315	48.0	27	PN10AR13
10	6	3/8"	G 1/2" -14	315	48.0	27	PN10AR13LM
12	8	1/2"	G 3/8" -19	315	48.5	22	PN13AR10
12	8	1/2"	G 1/2" -14	315	50.0	27	PN13AR
12	8	1/2"	G 5/8" -14	315	49.5	30	PN13AR16
12	8	1/2"	G 3/4" -14	250	49.5	32	PN13AR20
16	10	5/8"	G 5/8" -14	315	55.0	30	PN16AR
16	10	5/8"	G 3/4" -14	250	54.0	32	PN16AR20
16	10	5/8"	G 1" -11	200	56.5	41	PN16AR25
19	12	3/4"	G 3/4" -14	250	61.5	32	PN20AR
19	12	3/4"	G 1" -11	200	63.0	41	PN20AR25
19	12	3/4"	G 1.1/4" -11	160	66.5	50	PN20AR32
25	16	1"	G 1" -11	200	72.0	38	PN25AR
25	16	1"	G 1.1/4" -11	160	74.5	50	PN25AR32
31	20	1.1/4"	G 1.1/4" -11	160	84.5	50	PN32AR
38	24	1.1/2"	G 1.1/2" -11	125	88.0	55	PN40AR

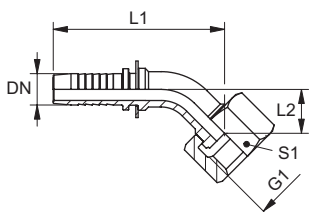


2

Product versions:

Swage nipple, DKR flat seal, union nut, straight, stainless steel, PN AR VA

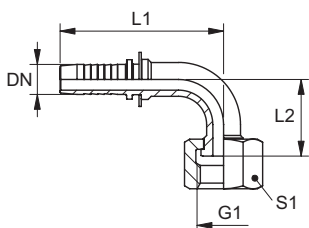
...PNARVA



Swage nipple, DKR flat seal, union nut, angle 45°, steel

www Q ...PNAR45

DN	Size	Inch	G1	Working pressure	L1	L2	S1	Item no.
				bar				
10	6	3/8"	G 1/2" -14	315	89.0	23.0	27	PN10AR1345
12	8	1/2"	G 1/2" -14	315	91.0	23.0	27	PN13AR45
16	10	5/8"	G 3/4" -14	250	98.0	25.0	32	PN16AR2045
19	12	3/4"	G 1" -11	200	121.0	31.0	41	PN20AR2545



Swage nipple, DKR flat seal, union nut, angle 90°, steel

www Q ...PNAR90

DN	Size	Inch	G1	Working pressure	L1	L2	S1	Item no.
				bar				
6	4	1/4"	G 1/4" -19	350	59.0	32.0	19	PN06AR90
10	6	3/8"	G 3/8" -19	350	67.0	31.0	22	PN10AR90
10	6	3/8"	G 1/2" -14	315	73.0	39.0	27	PN10AR1390
12	8	1/2"	G 1/2" -14	315	71.0	35.0	27	PN13AR90
12	8	1/2"	G 3/4" -14	250	87.0	54.0	32	PN13AR2090
16	10	5/8"	G 3/4" -14	250	91.0	54.0	32	PN16AR2090
19	12	3/4"	G 3/4" -14	250	98.0	54.0	32	PN20AR90
19	12	3/4"	G 1" -11	200	109.0	64.0	41	PN20AR2590
25	16	1"	G 1" -11	200	114.0	64.0	41	PN25AR90
31	20	1.1/4"	G 1.1/4" -11	160	132.0	74.0	50	PN32AR90

Product versions:

Swage nipple, DKR flat seal, union nut, angle 90°, stainless steel, PN AR 90 VA

...PNAR90VA

2



Swage nipple, AGR flat seal, male thread, straight, steel

Application: Swage nipple for
 HD 100
 HD 200
 KP 100 to KP 600
 TE hoses
 NY hoses
 TF hoses
 Suction hoses

Note:
 Choose the appropriate ferrule based on the hose type.

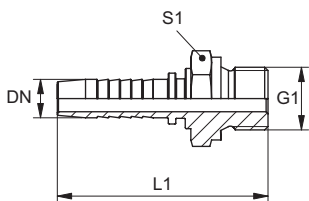
Connection 1: BSP cylindrical external threads

Sealing form 1: flat seal

Material: Steel

Surface protection: electro galvanised

Short code: AGR-Flat seal



www Q ...PNHR

DN	Size	Inch	G1	Working pressure	L1	S1	Item no.
				bar			
5	3	3/16"	G 1/8" -28	350	43.5	14	PN04HR
6	4	1/4"	G 1/4" -19	350	51.5	19	PN06HR
6	4	1/4"	G 3/8" -19	350	54.5	22	PN06HR10
8	5	5/16"	G 1/4" -19	350	52.0	19	PN08HR06
8	5	5/16"	G 3/8" -19	350	55.0	22	PN08HR10
10	6	3/8"	G 3/8" -19	350	56.0	22	PN10HR
10	6	3/8"	G 1/2" -14	315	61.0	27	PN10HR13





DN	Size	Inch	G1	Working pressure		L1	S1	Item no.
				bar	mm			
12	8	1/2"	G 3/8" -19	315	57.0	22	PN13HR10	
12	8	1/2"	G 1/2" -14	315	62.0	27	PN13HR	
12	8	1/2"	G 5/8" -14	315	63.0	30	PN13HR16	
12	8	1/2"	G 3/4" -14	250	66.0	32	PN13HR20	
16	10	5/8"	G 5/8" -14	315	67.5	30	PN16HR	
16	10	5/8"	G 3/4" -14	250	70.5	32	PN16HR20	
16	10	5/8"	G 1" -11	200	77.0	41	PN16HR25	
19	12	3/4"	G 3/4" -14	250	78.0	32	PN20HR	
19	12	3/4"	G 1" -11	200	84.5	41	PN20HR25	
19	12	3/4"	G 1.1/4" -11	160	90.5	50	PN20HR32	
25	16	1"	G 1" -11	200	92.0	41	PN25HR	
25	16	1"	G 1.1/4" -11	160	98.0	50	PN25HR32	
31	20	1.1/4"	G 1.1/4" -11	160	107.0	50	PN32HR	
38	24	1.1/2"	G 1.1/2" -11	125	112.5	55	PN40HR	
51	32	2"	G 2" -11	80	134.5	70	PN50HR	

Product versions:

Swage nipple, AGR flat seal, male thread, straight, stainless steel, PN HR VA

...PNHRVA

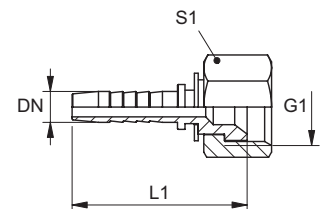
2

Swage nipple, NPT, union nut, straight, steel

Application:	Swage nipple for HD 100 HD 200 KP 100 to KP 600 TE hoses NY hoses TF hoses Suction hoses
Connection 1:	NPT nut thread (NPSM)
Sealing form 1:	60° outer cone
Material:	Steel
Surface protection:	electro galvanised
Standard:	ANSI B 1.20.0
Short code:	DKN

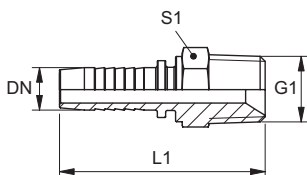
Note:

Choose the appropriate ferrule based on the hose type.



www.Q...PNAN

DN	Size	Inch	G1	Working pressure		L1	S1	Item no.
				bar	mm			
6	4	1/4"	1/4" -18 NPT	345	45.5	19	PN06AN	
10	6	3/8"	3/8" -18 NPT	275	49.5	22	PN10AN	
12	8	1/2"	1/2" -14 NPT	240	51.0	27	PN13AN	
19	12	3/4"	3/4" -14 NPT	210	64.5	32	PN20AN	
25	16	1"	1" -11,5 NPT	170	75.0	41	PN25AN	



Swage nipple, AGN, male thread, straight, steel

Application: Swage nipple for
 HD 100
 HD 200
 KP 100 to KP 600
 TE hoses
 NY hoses
 TF hoses
 Suction hoses

Connection 1: NPT external threads
Sealing form 1: Thread seal, additional 60° inner cone.

Material: Steel
Surface protection: electro galvanised

Short code: AGN

Note:
 Choose the appropriate ferrule based on the hose type.



2

DN	Size	Inch	G1	Working pressure	L1	S1	Item no.
				bar			
5	3	3/16"	1/8"-27 NPT	350	44.0	12	PN04HN
5	3	3/16"	1/4"-18 NPT	350	47.5	14	PN04HN06
6	4	1/4"	1/8"-27 NPT	350	50.0	12	PN06HN02
6	4	1/4"	1/4"-18 NPT	350	53.5	14	PN06HN
6	4	1/4"	3/8"-18 NPT	275	54.0	19	PN06HN10
8	5	5/16"	1/4"-18 NPT	350	53.5	14	PN08HN06
8	5	5/16"	3/8"-18 NPT	275	54.0	19	PN08HN10
10	6	3/8"	1/4"-18 NPT	275	55.0	16	PN10HN06
10	6	3/8"	3/8"-18 NPT	275	56.5	19	PN10HN
10	6	3/8"	1/2"-14 NPT	240	61.0	22	PN10HN13
12	8	1/2"	3/8"-18 NPT	240	57.5	19	PN13HN10
12	8	1/2"	1/2"-14 NPT	240	62.0	22	PN13HN
12	8	1/2"	3/4"-14 NPT	210	64.5	27	PN13HN20
16	10	5/8"	1/2"-14 NPT	210	68.0	24	PN16HN13
16	10	5/8"	3/4"-14 NPT	210	68.0	27	PN16HN20
19	12	3/4"	1/2"-14 NPT	210	74.5	27	PN20HN13
19	12	3/4"	3/4"-14 NPT	210	76.5	27	PN20HN
19	12	3/4"	1"-11,5 NPT	170	80.5	36	PN20HN25
25	16	1"	3/4"-14 NPT	170	84.5	36	PN25HN20
25	16	1"	1"-11,5 NPT	170	88.5	36	PN25HN
25	16	1"	1.1/4"-11.5 NPT	150	91.5	46	PN25HN32
31	20	1.1/4"	1.1/4"-11.5 NPT	150	101.0	46	PN32HN
38	24	1.1/2"	1.1/2"-11.5 NPT	140	105.5	50	PN40HN
51	32	2"	2"-11,5 NPT	140	127.5	65	PN50HN

Product versions:

Swage nipple, AGN, male thread, straight, stainless steel, PN HN VA

...PNHNVA

Swage nipple, DKJ, 37°, UN/UNF, with union nut

Application:	Swage nipple for HD 100 HD 200 KP 100 to KP 600 TE hoses NY hoses TF hoses Suction hoses
Connection 1:	UN/UNF nut threads
Sealing form 1:	74° inner cone
Material:	Steel
Surface protection:	electro galvanised
Standard:	ISO 8434-2
Short code:	DKJ

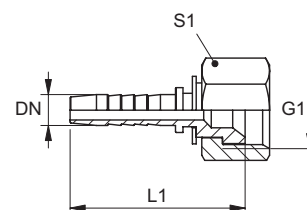
Note:
Choose the appropriate ferrule based on the hose type.



Swage nipple, DKJ with union nut, straight, steel

www Q ...PNAJ

DN	Size	Inch	G1	Working pressure	L1	S1	Item no.
				bar	mm		
5	3	3/16"	7/16" -20 UNF	410	36.0	14	PN04AJ06
6	4	1/4"	7/16" -20 UNF	410	42.0	14	PN06AJ
6	4	1/4"	1/2" -20 UNF	410	43.0	17	PN06AJ08
6	4	1/4"	9/16" -18 UNF	350	44.5	19	PN06AJ10
6	4	1/4"	3/8" -24 UNF	410	43.5	14	PN06AJ3/8
8	5	5/16"	1/2" -20 UNF	410	43.0	17	PN08AJ
8	5	5/16"	9/16" -18 UNF	350	45.0	19	PN08AJ10
8	5	5/16"	3/4" -16 UNF	345	46.5	24	PN08AJ13
10	6	3/8"	1/2" -20 UNF	350	47.0	17	PN10AJ08
10	6	3/8"	9/16" -18 UNF	350	46.0	19	PN10AJ
10	6	3/8"	3/4" -16 UNF	345	48.5	24	PN10AJ13
10	6	3/8"	7/8" -14 UNF	345	49.5	27	PN10AJ16
12	8	1/2"	9/16" -18 UNF	345	49.0	19	PN13AJ10
12	8	1/2"	3/4" -16 UNF	345	48.0	24	PN13AJ
12	8	1/2"	7/8" -14 UNF	345	50.5	27	PN13AJ16
12	8	1/2"	1.1/16" -12 UN	345	51.0	32	PN13AJ20
16	10	5/8"	7/8" -14 UNF	345	53.5	27	PN16AJ
16	10	5/8"	1.1/16" -12 UN	345	56.0	32	PN16AJ20
19	12	3/4"	1.3/16" -12 UN	345	64.0	36	PN20AJ14
19	12	3/4"	7/8" -14 UNF	345	62.5	27	PN20AJ16
19	12	3/4"	1.1/16" -12 UN	345	63.0	32	PN20AJ
19	12	3/4"	1.5/16" -12 UN	275	64.0	41	PN20AJ25
25	16	1"	1.1/16" -12 UN	275	71.0	32	PN25AJ20
25	16	1"	1.5/16" -12 UN	275	72.0	41	PN25AJ
25	16	1"	1.5/8" -12 UN	200	74.0	50	PN25AJ32
31	20	1.1/4"	1.5/16" -12 UN	200	83.5	41	PN32AJ25
31	20	1.1/4"	1.5/8" -12 UN	200	82.0	50	PN32AJ
31	20	1.1/4"	1.7/8" -12 UN	170	84.0	60	PN32AJ40
38	24	1.1/2"	1.5/8" -12 UN	170	88.0	50	PN40AJ32
38	24	1.1/2"	1.7/8" -12 UN	170	87.5	60	PN40AJ
51	32	2"	2.1/2" -12 UN	170	108.0	75	PN50AJ

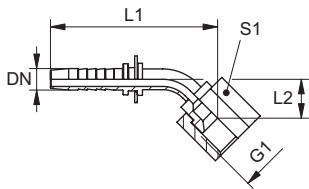


2

Product versions:

Swage nipple, DKJ with union nut, straight, stainless steel, PN AJ VA

...PNAJVA



Swage nipple, DKJ with union nut, angle 45°, steel

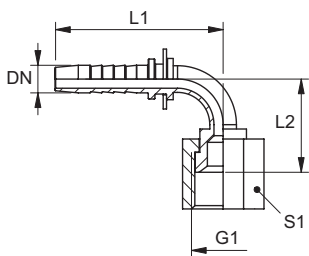
www Q ...PNAJ45

DN	Size	Inch	G1	Working pressure	L1	L2	S1	Item no.
				bar				
5	3	3/16"	7/16" -20 UNF	410	54.5	12.5	14	PN04AJ0645
6	4	1/4"	7/16" -20 UNF	410	61.5	14.0	14	PN06AJ45
6	4	1/4"	1/2" -20 UNF	410	62.0	13.5	17	PN06AJ0845
6	4	1/4"	9/16" -18 UNF	350	62.5	14.0	19	PN06AJ1045
8	5	5/16"	1/2" -20 UNF	410	68.5	18.5	17	PN08AJ45
8	5	5/16"	9/16" -18 UNF	350	64.0	15.0	19	PN08AJ1045
10	6	3/8"	1/2" -20 UNF	350	73.0	18.5	17	PN10AJ0845
10	6	3/8"	9/16" -18 UNF	350	70.5	17.5	19	PN10AJ45
10	6	3/8"	3/4" -16 UNF	345	72.0	19.0	24	PN10AJ1345
10	6	3/8"	7/8" -14 UNF	345	72.5	19.5	27	PN10AJ1645
12	8	1/2"	3/4" -16 UNF	345	80.5	20.5	24	PN13AJ45
12	8	1/2"	7/8" -14 UNF	345	81.5	21.5	27	PN13AJ1645
12	8	1/2"	1.1/16" -12 UN	345	82.5	22.5	32	PN13AJ2045
16	10	5/8"	1.3/16" -12 UN	345	93.5	30.0	36	PN16AJ1445
16	10	5/8"	7/8" -14 UNF	345	96.5	25.5	27	PN16AJ45
16	10	5/8"	1.1/16" -12 UN	345	97.0	26.0	32	PN16AJ2045
19	12	3/4"	1.3/16" -12 UN	345	108.5	29.0	36	PN20AJ1445
19	12	3/4"	1.1/16" -12 UN	345	108.0	28.5	32	PN20AJ45
19	12	3/4"	1.5/16" -12 UN	275	108.5	29.0	41	PN20AJ2545
25	16	1"	1.3/16" -12 UN	275	117.5	32.5	36	PN25AJ1445
25	16	1"	1.5/16" -12 UN	275	134.5	32.5	41	PN25AJ45
25	16	1"	1.5/8" -12 UN	200	135.5	34.0	50	PN25AJ3245
31	20	1.1/4"	1.5/8" -12 UN	200	161.0	41.0	50	PN32AJ45
31	20	1.1/4"	1.7/8" -12 UN	170	162.0	42.0	60	PN32AJ4045
38	24	1.1/2"	1.7/8" -12 UN	170	184.5	46.5	60	PN40AJ45
51	32	2"	2.1/2" -12 UN	170	231.0	67.0	75	PN50AJ45

Product versions:

Swage nipple, DKJ with union nut, angle 45°, stainless steel, PN AJ 45 VA

...PNAJ45VA



Swage nipple, DKJ with union nut, angle 90°, steel

www Q ...PNAJ90

DN	Size	Inch	G1	Working pressure	L1	L2	S1	Item no.
				bar				
5	3	3/16"	7/16" -20 UNF	410	47.5	26.0	14	PN04AJ0690
6	4	1/4"	7/16" -20 UNF	410	57.0	26.0	14	PN06AJ90
6	4	1/4"	1/2" -20 UNF	410	57.0	27.0	17	PN06AJ0890
6	4	1/4"	9/16" -18 UNF	350	57.0	28.0	19	PN06AJ1090
8	5	5/16"	1/2" -20 UNF	410	56.5	33.0	17	PN08AJ90
8	5	5/16"	9/16" -18 UNF	350	57.5	30.5	19	PN08AJ1090
10	6	3/8"	1/2" -20 UNF	350	66.5	37.5	17	PN10AJ0890
10	6	3/8"	9/16" -18 UNF	350	63.0	35.0	19	PN10AJ90
10	6	3/8"	3/4" -16 UNF	345	63.0	37.0	24	PN10AJ1390
10	6	3/8"	7/8" -14 UNF	345	63.0	38.0	27	PN10AJ1690
12	8	1/2"	3/4" -16 UNF	345	71.5	42.5	24	PN13AJ90
12	8	1/2"	7/8" -14 UNF	345	71.5	43.5	27	PN13AJ1690
12	8	1/2"	1.1/16" -12 UN	345	71.5	45.0	32	PN13AJ2090
16	10	5/8"	7/8" -14 UNF	345	87.0	54.0	27	PN16AJ90
16	10	5/8"	1.1/16" -12 UN	345	87.0	54.5	32	PN16AJ2090
16	10	5/8"	1.1/16" -12 UN	345	87.0	105.0	32	PN16AJ2090L105
19	12	3/4"	1.3/16" -12 UN	345	108.5	69.5	36	PN20AJ1490
19	12	3/4"	1.1/16" -12 UN	345	99.0	57.5	32	PN20AJ90
19	12	3/4"	1.1/16" -12 UN	345	99.0	100.0	32	PN20AJ90L100
19	12	3/4"	1.5/16" -12 UN	275	99.0	58.5	41	PN20AJ2590





DN	Size	Inch	G1	Working pressure	L1	L2	S1	Item no.
				bar	mm	mm		
25	16	1"	1.3/16" -12 UN	275	108.5	69.5	36	PN25AJ1490
25	16	1"	1.5/16" -12 UN	275	126.0	70.5	41	PN25AJ90
25	16	1"	1.5/8" -12 UN	200	126.0	72.5	50	PN25AJ3290
31	16	1.1/4"	1.5/8" -12 UN	200	150.5	86.0	50	PN32AJ90
31	20	1.1/4"	1.7/8" -12 UN	170	150.5	87.0	60	PN32AJ4090
38	24	1.1/2"	1.7/8" -12 UN	170	175.5	100.5	60	PN40AJ90
51	32	2"	2.1/2" -12 UN	170	216.5	135.0	75	PN50AJ90

Product versions:

Swage nipple, DKJ with union nut, angle 90°, stainless steel, PN AJ 90 VA

...PNAJ90VA

Swage nipple, DKJ with union nut, angle 90°, compact, steel

Application: Swage nipple for
HD 100
HD 200
KP 100 to KP 600
TE hoses
NY hoses
TF hoses
Suction hoses

Connection 1: UN/UNF nut threads

Sealing form 1: 74° inner cone

Construction type addition: compact form

Material: Steel

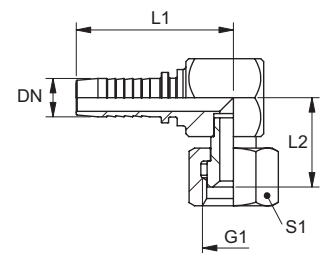
Surface protection: electro galvanised

Standard: ISO 8434-2

Short code: DKJ-K

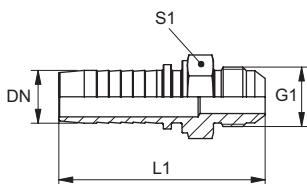
Note:

Choose the appropriate ferrule based on the hose type.



www ...PNAJK90

DN	Size	Inch	G1	L1	L2	S1	Item no.
				mm	mm		
6	4	1/4"	7/16" -20 UNF	50.0	17.0	14	PN06AJK90
6	4	1/4"	1/2" -20 UNF	51.1	19.0	17	PN06AJK0890
6	4	1/4"	9/16" -18 UNF	53.5	20.0	19	PN06AJK1090
8	5	5/16"	9/16" -18 UNF	54.0	20.0	19	PN08AJK1090
10	6	3/8"	9/16" -18 UNF	55.5	20.0	19	PN10AJK90
10	6	3/8"	3/4" -16 UNF	57.6	21.0	24	PN10AJK1390
12	8	1/2"	3/4" -16 UNF	59.6	21.0	24	PN13AJK90
12	8	1/2"	7/8" -14 UNF	59.6	25.0	27	PN13AJK1690
16	10	5/8"	7/8" -14 UNF	64.1	25.0	27	PN16AJK90
16	10	5/8"	1.1/16" -12 UN	69.8	28.0	32	PN16AJK2090
19	12	3/4"	1.1/16" -12 UN	74.8	28.0	32	PN20AJK90
25	16	1"	1.5/16" -12 UN	92.2	34.0	41	PN25AJK90



Swage nipple, AGJ, male thread, straight, steel

Application: Swage nipple for
 HD 100
 HD 200
 KP 100 to KP 600
 TE hoses
 NY hoses
 TF hoses
 Suction hoses

Connection 1: UN/UNF external threads

Sealing form 1: 74° outer cone

Material: Steel

Surface protection: electro galvanised

Standard: ISO 8434-2

Short code: AGJ

Note:
 Choose the appropriate ferrule based on the hose type.

2



DN	Size	Inch	G1	Working pressure	L1	S1	Item no.
				bar			
5	3	3/16"	7/16"-20 UNF	410	47.5	14	PN04HJ06
6	4	1/4"	7/16"-20 UNF	410	53.5	14	PN06HJ
6	4	1/4"	1/2"-20 UNF	410	54.0	17	PN06HJ08
6	4	1/4"	9/16"-18 UNF	350	53.5	17	PN06HJ10
8	5	5/16"	1/2"-20 UNF	410	53.5	14	PN08HJ
8	5	5/16"	9/16"-18 UNF	350	53.5	19	PN08HJ10
8	5	5/16"	3/4"-16 UNF	345	58.5	22	PN08HJ13
10	6	3/8"	1/2"-20 UNF	350	55.0	17	PN10HJ08
10	6	3/8"	9/16"-18 UNF	350	55.5	19	PN10HJ
10	6	3/8"	3/4"-16 UNF	345	59.0	22	PN10HJ13
10	6	3/8"	7/8"-14 UNF	345	62.5	24	PN10HJ16
12	8	1/2"	3/4"-16 UNF	345	60.0	22	PN13HJ
12	8	1/2"	7/8"-14 UNF	345	63.5	24	PN13HJ16
12	8	1/2"	1.1/16"-12 UN	345	67.5	27	PN13HJ20
16	10	5/8"	1.3/16"-12 UN	345	74.5	36	PN16HJ14
16	10	5/8"	7/8"-14 UNF	345	68.0	24	PN16HJ
16	10	5/8"	1.1/16"-12 UN	345	72.0	32	PN16HJ20
19	12	3/4"	1.3/16"-12 UN	345	79.5	32	PN20HJ14
19	12	3/4"	7/8"-14 UNF	345	77.0	27	PN20HJ16
19	12	3/4"	1.1/16"-12 UN	345	79.0	27	PN20HJ
19	12	3/4"	1.5/16"-12 UN	275	80.0	34	PN20HJ25
25	16	1"	1.3/16"-12 UN	275	89.0	36	PN25HJ14
25	16	1"	1.1/16"-12 UN	275	87.0	34	PN25HJ20
25	16	1"	1.5/16"-12 UN	275	88.5	36	PN25HJ
25	16	1"	1.5/8"-12 UN	200	90.0	42	PN25HJ32
31	20	1.1/4"	1.5/8"-12 UN	200	100.5	46	PN32HJ
31	20	1.1/4"	1.7/8"-12 UN	170	105.0	50	PN32HJ40
38	24	1.1/2"	1.7/8"-12 UN	170	109.0	50	PN40HJ
51	32	2"	2.1/2"-12 UN	170	133.5	65	PN50HJ

Product versions:

Swage nipple, AGJ, male thread, straight, stainless steel, PN HJ VA

...PNHJVA

Swage nipple, JIS 60°, metric, union nut, Komatsu

Application:	Swage nipple for HD 100 HD 200 KP 100 to KP 600 TE hoses NY hoses TF hoses Suction hoses
Connection 1:	metric nut thread
Sealing form 1:	60° inner cone
Material:	Steel
Surface protection:	electro galvanised
Standard:	JIS 8363
Suitable for:	Komatsu

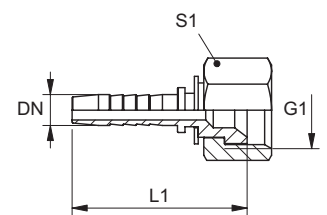
Note:
Choose the appropriate ferrule based on the hose type.



Swage nipple, JIS 60° metric, union nut, Komatsu, straight, steel

www ...PNALI

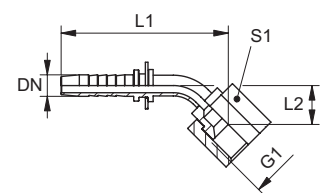
DN	Size	Inch	G1	Working pressure	L1	S1	Item no.
				bar			
6	4	1/4"	M 14 x 1.5	345	44.0	19	PN06ALI
6	4	1/4"	M 16 x 1.5	345	45.0	22	PN06ALI08
8	5	5/16"	M 16 x 1.5	345	44.0	22	PN08ALI
10	6	3/8"	M 14 x 1.5	345	48.0	19	PN10ALI06
10	6	3/8"	M 16 x 1.5	345	47.5	22	PN10ALI08
10	6	3/8"	M 18 x 1.5	345	47.8	24	PN10ALI
12	8	1/2"	M 22 x 1.5	345	50.5	27	PN13ALI
12	8	1/2"	M 24 x 1.5	275	50.5	30	PN13ALI16
16	10	5/8"	M 24 x 1.5	275	55.0	30	PN16ALI
19	12	3/4"	M 30 x 1.5	275	63.0	36	PN20ALI
25	16	1"	M 33 x 1.5	205	71.6	41	PN25ALI
31	20	1.1/4"	M 36 x 1.5	170	84.0	46	PN32ALI
38	24	1.1/2"	M 42 x 1.5	170	90.5	50	PN40ALI

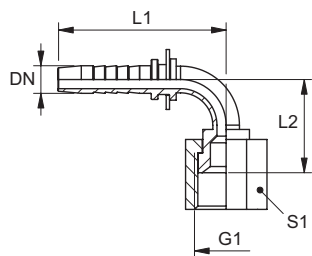


Swage nipple, JIS 60° metric, union nut, Komatsu, angle 45°, steel

www ...PNALI45

DN	Size	Inch	G1	Working pressure	L1	L2	S1	Item no.
				bar				
10	6	3/8"	M 14 x 1.5	345	77.0	18.0	19	PN10ALI0645
10	6	3/8"	M 16 x 1.5	345	90.0	25.0	22	PN10ALI0845
10	6	3/8"	M 18 x 1.5	345	91.0	25.0	22	PN10ALI45
12	8	1/2"	M 22 x 1.5	345	99.0	29.0	27	PN13ALI45
16	10	5/8"	M 24 x 1.5	275	102.0	28.0	30	PN16ALI45
19	12	3/4"	M 30 x 1.5	275	124.0	34.0	36	PN20ALI45
25	16	1"	M 33 x 1.5	205	146.0	41.0	41	PN25ALI45





Swage nipple, JIS 60° metric, union nut, Komatsu, angle 90°, steel

www.Q...PNALI90

DN	Size	Inch	G1	Working pressure	L1	L2	S1	Item no.
				bar				
6	4	1/4"	M 14 x 1.5	345	63.0	31.0	17	PN06ALI90
8	5	5/16"	M 16 x 1.5	345	70.0	42.0	19	PN08ALI90
10	6	3/8"	M 14 x 1.5	345	64.0	31.0	19	PN10ALI0690
10	6	3/8"	M 16 x 1.5	345	72.0	42.0	22	PN10ALI0890
10	6	3/8"	M 18 x 1.5	345	73.0	42.0	22	PN10ALI90
10	6	3/8"	M 22 x 1.5	345	89.0	58.0	27	PN10ALI1390
12	8	1/2"	M 22 x 1.5	345	88.0	58.0	27	PN13ALI90
16	10	5/8"	M 24 x 1.5	275	92.0	58.0	30	PN16ALI90
19	12	3/4"	M 30 x 1.5	275	109.0	67.0	36	PN20ALI90
25	16	1"	M 33 x 1.5	205	118.0	70.0	41	PN25ALI90

2

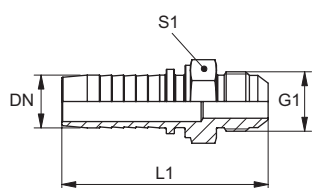


Swage nipple, JIS 60° metric, male thread, Komatsu, straight, steel

Application: Swage nipple for
 HD 100
 HD 200
 KP 100 to KP 600
 TE hoses
 NY hoses
 TF hoses
 Suction hoses

Note:
 Choose the appropriate ferrule based on the hose type.

Connection 1: metric cylindrical outer thread
Sealing form 1: 60° outer cone
Material: Steel
Surface protection: electro galvanised
Standard: JIS 8363
Suitable for: Komatsu



www.Q...PNHJL

DN	Size	Inch	G1	Working pressure	L1	S1	Item no.
				bar			
6	4	1/4"	M 14 x 1.5	345	57.0	14	PN06HJL
6	4	1/4"	M 16 x 1.5	345	58.0	17	PN06HJL08
10	6	3/8"	M 16 x 1.5	345	60.0	17	PN10HJL08
10	6	3/8"	M 18 x 1.5	345	61.5	19	PN10HJL
12	8	1/2"	M 22 x 1.5	345	66.5	22	PN13HJL
12	8	1/2"	M 24 x 1.5	275	68.5	24	PN13HJL16
16	10	5/8"	M 24 x 1.5	275	73.0	24	PN16HJL
19	12	3/4"	M 30 x 1.5	275	86.0	30	PN20HJL
25	16	1"	M 33 x 1.5	205	100.5	36	PN25HJL
31	20	1.1/4"	M 36 x 1.5	170	112.0	46	PN32HJL
38	24	1.1/2"	M 42 x 1.5	170	119.0	46	PN40HJL

Swage nipple, JIS 60°, BSP, union nut, Toyota

Application:	Swage nipple for HD 100 HD 200 KP 100 to KP 600 TE hoses NY hoses TF hoses Suction hoses
Connection 1:	BSP nut thread
Sealing form 1:	60° inner cone
Material:	Steel
Surface protection:	electro galvanised
Standard:	JIS 8363
Suitable for:	Toyota

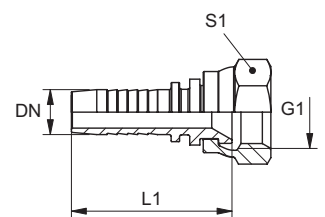
Note:
Choose the appropriate ferrule based on the hose type.



Swage nipple, JIS 60° BSP, union nut, Toyota, straight, steel

www.hansa-flex.de ...PNARI

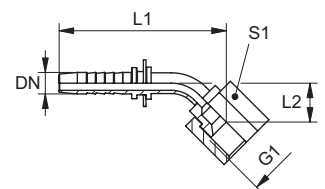
DN	Size	Inch	G1	Working pressure		L1	S1	Item no.
				bar	mm			
6	4	1/4"	G 1/8" -28	345	41.5	14	PN06ARI02	
6	4	1/4"	G 1/4" -19	345	42.5	19	PN06ARI	
8	5	5/16"	G 1/4" -19	345	42.5	19	PN08ARI06	
8	5	5/16"	G 3/8" -19	345	43.0	22	PN08ARI10	
10	6	3/8"	G 3/8" -19	345	45.5	22	PN10ARI	
12	8	1/2"	G 1/2" -14	345	48.0	27	PN13ARI	
19	12	3/4"	G 3/4" -14	275	60.0	32	PN20ARI	
25	16	1"	G 1" -11	205	71.0	38	PN25ARI	
31	20	1.1/4"	G 1.1/4" -11	170	84.0	50	PN32ARI	
38	24	1.1/2"	G 1.1/2" -11	105	88.5	55	PN40ARI	



Swage nipple, JIS 60° BSP, union nut, Toyota, angle 45°, steel

www.hansa-flex.de ...PNARI45

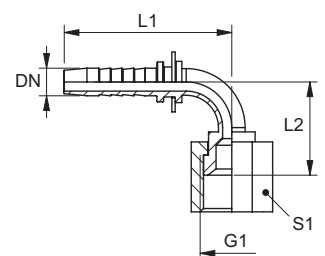
DN	Size	Inch	G1	Working pressure			S1	Item no.
				bar	mm	mm		
6	4	1/4"	G 1/4" -19	345	80.0	23.0	19	PN06ARI45
8	5	5/16"	G 3/8" -19	345	70.0	50.0	22	PN08ARI1045
12	8	1/2"	G 1/2" -14	345	93.0	25.0	27	PN13ARI45



Swage nipple, JIS 60° BSP, union nut, Toyota, angle 90°, steel

www.hansa-flex.de ...PNARI90

DN	Size	Inch	G1	Working pressure			S1	Item no.
				bar	mm	mm		
6	4	1/4"	G 1/4" -19	345	63.0	37.0	19	PN06ARI90
8	5	5/16"	G 3/8" -19	345	70.0	41.0	22	PN08ARI1090
12	8	1/2"	G 1/2" -14	345	73.0	40.0	27	PN13ARI90





Swage nipple, JIS 60°, BSP, male thread, Toyota

Application: Swage nipple for
 HD 100
 HD 200
 KP 100 to KP 600
 TE hoses
 NY hoses
 TF hoses
 Suction hoses

Connection 1: BSP cylindrical external threads

Sealing form 1: 60° outer cone

Material: Steel

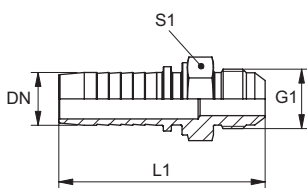
Surface protection: electro galvanised

Standard: JIS 8363

Suitable for: Toyota

Note:
 Choose the appropriate ferrule based on the hose type.

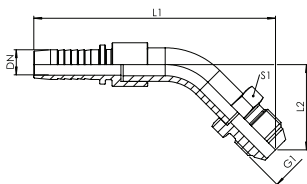
2



Swage nipple, JIS 60° BSP, male thread, Toyota, straight, steel

[www](http://www.hansa-flex.com) ...PNHJR

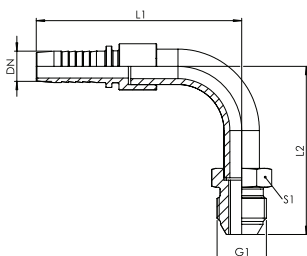
DN	Size	Inch	G1	Working pressure	L1	S1	Item no.
				bar			
6	4	1/4"	G 1/4" -19	345	56.0	17	PN06HJR
8	5	5/16"	G 3/8" -19	345	58.5	19	PN08HJR10
10	6	3/8"	G 3/8" -19	345	60.0	19	PN10HJR
12	8	1/2"	G 1/2" -14	345	63.5	22	PN13HJR
19	12	3/4"	G 3/4" -14	275	78.0	30	PN20HJR



Swage nipple, JIS 60° BSP, male thread, Toyota, angle 45°, steel

[www](http://www.hansa-flex.com) ...PNHJR45

DN	Size	Inch	G1	Working pressure	L1	L2	S1	Item no.
				bar				
6	4	1/4"	G 1/4" -19	345	86.5	29.0	17	PN06HJR45
8	5	5/16"	G 3/8" -19	345	103.0	36.0	19	PN08HJR1045
10	6	3/8"	G 3/8" -19	345	101.0	36.0	19	PN10HJR45
12	8	1/2"	G 1/2" -14	345	107.5	37.5	22	PN13HJR45
19	12	3/4"	G 3/4" -14	275	132.5	42.5	30	PN20HJR45



Swage nipple, JIS 60° BSP, male thread, Toyota, angle 90°, steel

[www](http://www.hansa-flex.com) ...PNHJR90

DN	Size	Inch	G1	Working pressure	L1	L2	S1	Item no.
				bar				
6	4	1/4"	G 1/4" -19	345	62.5	46.0	17	PN06HJR90
8	5	5/16"	G 3/8" -19	345	74.0	57.5	19	PN08HJR1090
10	6	3/8"	G 3/8" -19	345	72.5	57.5	19	PN10HJR90
12	8	1/2"	G 1/2" -14	345	87.0	70.0	22	PN13HJR90
19	12	3/4"	G 3/4" -14	275	109.0	79.0	30	PN20HJR90

Swage nipple, DKSAE, 45°, UN/UNF union nut

Application: Swage nipple for
 HD 100
 HD 200
 KP 100 to KP 600
 TE hoses
 NY hoses
 TF hoses
 Suction hoses

Connection 1: UN/UNF nut threads

Sealing form 1: 45° inner cone

Material: Steel

Surface protection: electro galvanised

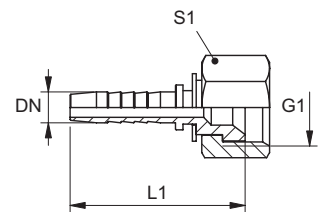
Note:
 Choose the appropriate ferrule based on the hose type.



Swage nipple, DKSAE, steel

www ...PNASA

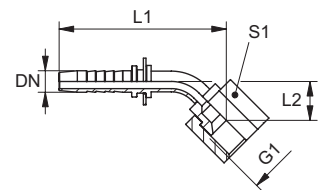
DN	Size	Inch	G1	Working pressure		L1	S1	Item no.
				bar	mm			
6	4	1/4"	5/8" -18 UNF	345	43.7	22		PN06ASA10
10	6	3/8"	5/8" -18 UNF	345	45.7	22		PN10ASA



Swage nipple, DKSAE, angle 45°, steel

www ...PNASA45

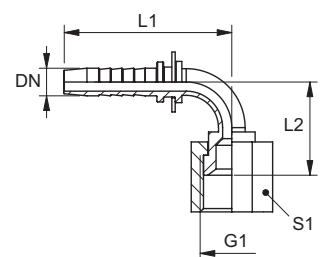
DN	Size	Inch	G1	Working pressure			S1	Item no.
				bar	mm	mm		
10	6	3/8"	5/8" -18 UNF	345	88.0	23.0	22	PN10ASA45



Swage nipple, DKSAE, angle 90°, steel

www ...PNASA90

DN	Size	Inch	G1	Working pressure			S1	Item no.
				bar	mm	mm		
10	6	3/8"	5/8" -18 UNF	345	72.0	40.0	22	PN10ASA90





Swage nipple, ORFS, flat seal, UN/UNF, union nut

Application: Swage nipple for
 HD 100
 HD 200
 KP 100 to KP 600
 TE hoses
 NY hoses
 TF hoses
 Suction hoses

Connection 1: UN/UNF nut threads

Sealing form 1: flat seal

Material: Steel

Surface protection: electro galvanised

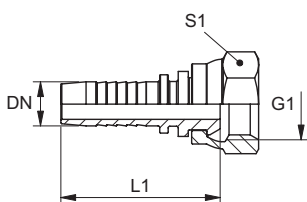
Standard: ISO 8434-3

Short code: ORFS

Note:
 Choose the appropriate ferrule based on the hose type.



2



Swage nipple, ORFS, union nut, straight, steel

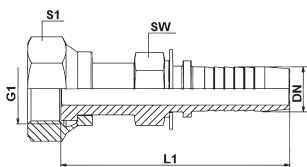
www.Q...PNAJF

DN	Size	Inch	G1	Working pressure	L1	S1	Item no.
				bar			
6	4	1/4"	9/16" -18 UNF	413	49.5	17	PN06AJF
6	4	1/4"	11/16" -16 UN	413	51.5	22	PN06AJF10
8	5	5/16"	11/16" -16 UN	413	51.5	22	PN08AJF10
10	6	3/8"	11/16" -16 UN	413	53.0	22	PN10AJF
10	6	3/8"	13/16" -16 UN	413	56.0	24	PN10AJF13
12	8	1/2"	13/16" -16 UN	413	57.0	24	PN13AJF
12	8	1/2"	1" -14 UNS	413	61.0	30	PN13AJF16
12	8	1/2"	1.3/16" -12 UN	413	65.5	36	PN13AJF20
16	10	5/8"	1" -14 UNS	413	65.5	30	PN16AJF
16	10	5/8"	1.3/16" -12 UN	413	70.0	36	PN16AJF20
19	12	3/4"	1" -14 UNS	413	76.0	30	PN20AJF16
19	12	3/4"	1.3/16" -12 UN	413	74.5	36	PN20AJF
19	12	3/4"	1.7/16" -12 UN	413	77.5	41	PN20AJF25
25	16	1"	1.7/16" -12 UN	413	83.5	41	PN25AJF
31	20	1.1/4"	1.11/16" -12 UN	275	92.5	50	PN32AJF
38	24	1.1/2"	2" -12 UN	275	96.0	60	PN40AJF

Product versions:

Swage nipple, ORFS, union nut, straight, stainless steel, PN AJF VA

...PNAJFVA



Swage nipple, ORFS, union nut, hexagon, straight, steel

Special features: with holder hexagon

www.Q...PNAJFSK

DN	Size	Inch	G1	Working pressure	L1	S1	AF	Item no.
				bar				
6	4	1/4"	9/16" -18 UNF	413	58.0	19	14	PN06AJFSK
6	4	1/4"	11/16" -16 UN	413	61.5	22	17	PN06AJF10SK
8	5	5/16"	11/16" -16 UN	413	61.5	22	17	PN08AJF10SK
10	6	3/8"	11/16" -16 UN	413	65.0	22	17	PN10AJFSK
10	6	3/8"	13/16" -16 UN	413	67.5	27	19	PN10AJF13SK
12	8	1/2"	11/16" -16 UN	413	74.0	19	22	PN13AJF10SK
12	8	1/2"	13/16" -16 UN	413	68.5	27	19	PN13AJFSK
12	8	1/2"	1" -14 UNS	413	74.0	30	24	PN13AJF16SK





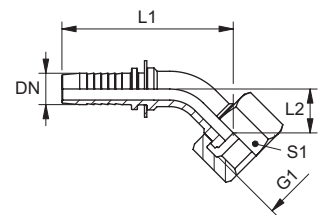
DN	Size	Inch	G1	Working pressure	L1	S1	AF	Item no.
				bar				
12	8	1/2"	1.3/16" -12 UN	413	79.5	36	30	PN13AJF20SK
16	10	5/8"	1" -14 UNS	413	78.5	30	24	PN16AJFSK
16	10	5/8"	1.3/16" -12 UN	413	83.5	36	30	PN16AJF20SK
19	12	3/4"	1" -14 UNS	413	89.0	30	27	PN20AJF16SK
19	12	3/4"	1.3/16" -12 UN	413	88.5	36	30	PN20AJFSK
19	12	3/4"	1.7/16" -12 UN	413	91.5	41	36	PN20AJF25SK
25	16	1"	1.3/16" -12 UN	413	111.5	36	36	PN25AJF20SK
25	16	1"	1.7/16" -12 UN	413	97.5	41	36	PN25AJFSK
25	16	1"	1.11/16" -12 UN	275	111.5	41	50	PN25AJF32SK
31	20	1.1/4"	1.7/16" -12 UN	275	106.5	41	41	PN32AJF25SK
31	20	1.1/4"	1.11/16" -12 UN	275	107.0	50	41	PN32AJFSK
38	24	1.1/2"	2" -12 UN	275	115.5	60	50	PN40AJFSK

2

Swage nipple, ORFS, union nut, angle 45°, steel

www.hansa-flex.de ...PNAJF45

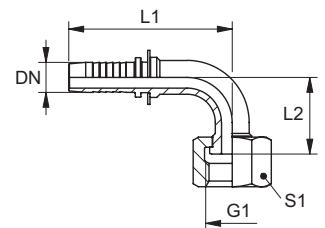
DN	Size	Inch	G1	Working pressure	L1	L2	S1	Item no.
				bar				
6	4	1/4"	9/16" -18 UNF	413	60.0	12.0	17	PN06AJF45
6	4	1/4"	9/16" -18 UNF	413	60.0	10.0	17	PN06AJF45L10
6	4	1/4"	11/16" -16 UN	413	61.0	13.5	22	PN06AJF1045
8	5	5/16"	11/16" -16 UN	413	80.0	21.0	22	PN08AJF1045
8	5	5/16"	11/16" -16 UN	413	80.0	11.0	22	PN08AJF1045L11
10	6	3/8"	11/16" -16 UN	413	69.0	16.0	22	PN10AJF45
10	6	3/8"	11/16" -16 UN	413	69.0	11.0	22	PN10AJF45L11
10	6	3/8"	13/16" -16 UN	413	69.5	16.5	24	PN10AJF1345
12	8	1/2"	11/16" -16 UN	413	78.0	13.0	22	PN13AJF1045L13
12	8	1/2"	13/16" -16 UN	413	78.0	17.0	24	PN13AJF45
12	8	1/2"	13/16" -16 UN	413	78.0	15.0	24	PN13AJF45L15
12	8	1/2"	1" -14 UNS	413	80.5	19.5	30	PN13AJF1645
16	10	5/8"	1" -14 UNS	413	93.5	22.5	30	PN16AJF45
16	10	5/8"	1" -14 UNS	413	93.5	16.0	30	PN16AJF45L16
19	12	3/4"	1" -14 UNS	413	104.0	21.0	30	PN20AJF1645L21
19	12	3/4"	1.3/16" -12 UN	413	104.0	25.0	36	PN20AJF45
19	12	3/4"	1.3/16" -12 UN	413	104.0	21.0	36	PN20AJF45L21
19	12	3/4"	1.7/16" -12 UN	413	104.0	21.0	41	PN20AJF2545L21
25	16	1"	1.7/16" -12 UN	413	130.5	27.5	41	PN25AJF45
25	16	1"	1.7/16" -12 UN	413	130.5	24.0	41	PN25AJF45L24
31	20	1.1/4"	1.11/16" -12 UN	275	155.0	34.0	50	PN32AJF45
38	24	1.1/2"	2" -12 UN	275	177.0	38.0	60	PN40AJF45



Swage nipple, ORFS, union nut, angle 90°, steel

www.hansa-flex.de ...PNAJF90

DN	Size	Inch	G1	Working pressure	L1	L2	S1	Item no.
				bar				
6	4	1/4"	9/16" -18 UNF	413	55.0	26.5	17	PN06AJF90
6	4	1/4"	9/16" -18 UNF	413	55.0	21.0	17	PN06AJF90L21
6	4	1/4"	9/16" -18 UNF	413	55.0	58.0	17	PN06AJF90L58
6	4	1/4"	11/16" -16 UN	413	55.0	28.0	22	PN06AJF1090
6	4	1/4"	11/16" -16 UN	413	58.0	23.0	22	PN06AJF1090L23
8	5	5/16"	11/16" -16 UN	413	58.0	28.0	22	PN08AJF1090





DN	Size	Inch	G1	Working pressure	L1	L2	S1	Item no.
				bar				
8	5	5/16"	11/16" -16 UN	413	58.0	23.0	22	PN08AJF1090L23
10	6	3/8"	11/16" -16 UN	413	64.0	32.0	22	PN10AJF90
10	6	3/8"	11/16" -16 UN	413	64.0	23.0	22	PN10AJF90L23
10	6	3/8"	11/16" -16 UN	413	64.0	38.0	22	PN10AJF90L38
10	6	3/8"	11/16" -16 UN	413	64.0	69.0	22	PN10AJF90L69
10	6	3/8"	13/16" -16 UN	413	64.0	33.0	24	PN10AJF1390
12	8	1/2"	11/16" -16 UN	413	72.5	30.0	22	PN13AJF1090L30
12	8	1/2"	13/16" -16 UN	413	72.5	37.0	24	PN13AJF90
12	8	1/2"	13/16" -16 UN	413	72.5	29.0	24	PN13AJF90L29
12	8	1/2"	13/16" -16 UN	413	72.5	82.0	24	PN13AJF90L82
12	8	1/2"	1" -14 UNS	413	72.5	41.0	30	PN13AJF1690
12	8	1/2"	1.3/16" -12 UN	413	71.5	43.5	36	PN13AJF2090
12	8	1/2"	1.3/16" -12 UN	413	72.5	38.0	36	PN13AJF2090L38
16	10	5/8"	1" -14 UNS	413	88.0	47.5	30	PN16AJF90
16	10	5/8"	1" -14 UNS	413	88.0	32.0	30	PN16AJF90L32
16	10	5/8"	1" -14 UNS	413	88.0	94.0	30	PN16AJF90L94
16	10	5/8"	1.3/16" -12 UN	413	89.5	49.0	36	PN16AJF2090
19	12	3/4"	1.3/16" -12 UN	413	99.5	52.0	36	PN20AJF90
19	12	3/4"	1.3/16" -12 UN	413	99.5	48.0	36	PN20AJF90L48
19	12	3/4"	1.3/16" -12 UN	413	99.5	96.0	36	PN20AJF90L96
19	12	3/4"	1.7/16" -12 UN	413	98.5	56.0	41	PN20AJF2590
25	16	1"	1.3/16" -12 UN	413	127.0	51.0	36	PN25AJF2090L51
25	16	1"	1.7/16" -12 UN	413	127.0	63.5	41	PN25AJF90
25	16	1"	1.7/16" -12 UN	413	127.0	56.0	41	PN25AJF90L56
25	16	1"	1.7/16" -12 UN	413	127.0	114.0	41	PN25AJF90L114
31	20	1.1/4"	1.11/16" -12 UN	275	151.5	76.0	50	PN32AJF90
31	20	1.1/4"	1.11/16" -12 UN	275	151.5	64.0	50	PN32AJF90L64
31	20	1.1/4"	1.11/16" -12 UN	275	151.5	129.0	50	PN32AJF90L129
38	24	1.1/2"	2" -12 UN	275	176.5	89.0	60	PN40AJF90
38	24	1.1/2"	2" -12 UN	275	176.5	146.0	60	PN40AJF90L146

2

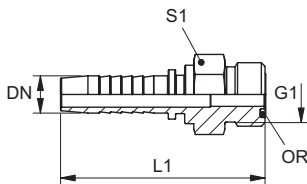


Swage nipple, AG ORFS, steel

Application: Swage nipple for
 HD 100
 HD 200
 KP 100 to KP 600
 TE hoses
 NY hoses
 TF hoses
 Suction hoses

Note:
 Choose the appropriate ferrule based on the hose type.

Connection 1: UN/UNF external threads
Sealing form 1: flat seal with O-ring
Material: Steel
Surface protection: electro galvanised
Standard: ISO 8434-3
Short code: ORFS



www.Q...PNHJOF

DN	Size	Inch	G1	Working pressure	L1	S1	OR	Item no.
				bar				
6	4	1/4"	9/16" -18 UNF	413	52.5	17	7.65 x 1.78	PN06HJOF
6	4	1/4"	11/16" -16 UN	413	54.0	19	9.25 x 1.78	PN06HJOF10
8	5	5/16"	11/16" -16 UN	413	54.0	19	9.25 x 1.78	PN08HJOF10
10	6	3/8"	11/16" -16 UN	413	56.0	19	9.25 x 1.78	PN10HJOF
10	6	3/8"	13/16" -16 UN	413	58.5	22	12.42 x 1.78	PN10HJOF13





DN	Size	Inch	G1	Working pressure	L1	S1	OR	Item no.
				bar	mm			
10	6	3/8"	1" -14 UNS	413	62.0	27	15.60 x 1.78	PN10HJOF16
12	8	1/2"	13/16" -16 UN	413	60.0	22	12.42 x 1.78	PN13HJOF
12	8	1/2"	1" -14 UNS	413	63.5	27	15.60 x 1.78	PN13HJOF16
12	8	1/2"	1.3/16" -12 UN	413	66.5	32	18.77 x 1.78	PN13HJOF20
16	10	5/8"	1" -14 UNS	413	68.0	27	15.60 x 1.78	PN16HJOF
16	10	5/8"	1.3/16" -12 UN	413	71.0	32	18.77 x 1.78	PN16HJOF20
19	12	3/4"	1.3/16" -12 UN	413	78.0	32	18.77 x 1.78	PN20HJOF
19	12	3/4"	1.7/16" -12 UN	413	82.5	41	23.53 x 1.78	PN20HJOF25
25	16	1"	1.7/16" -12 UN	413	90.5	41	23.53 x 1.78	PN25HJOF
31	20	1.1/4"	1.11/16" -12 UN	275	101.5	46	29.87 x 1.78	PN32HJOF
38	24	1.1/2"	2" -12 UN	275	109.0	55	37.82 x 1.78	PN40HJOF

Swage nipple, SFL, SAE flange 3000 PSI

Application: Swage nipple for
 HD 100
 HD 200
 KP 100 to KP 600
 TE hoses
 NY hoses
 TF hoses
 Suction hoses

Connection 1: SAE flange connection 3000 PSI

Sealing form 1: flat seal with SF O-ring

Material: Steel

Surface protection: electro galvanised

Standard: SAE J 518
 ISO 6162-1

Short code: SFL

Note:
 Choose the appropriate ferrule based on the hose type.

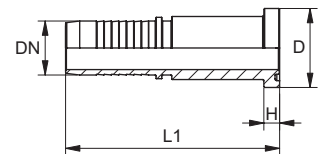


2

Swage nipple, SFL 3000 PSI, straight, steel

www.Q...PNSF

DN	Flange size	Size	Inch	Working pressure	D	H	L1	Item no.
				bar				
12	1/2"	8	1/2"	350	30.2	6.80	80.5	PN13SF
12	3/4"	8	1/2"	350	38.1	6.80	85.5	PN13SF20
16	1/2"	10	5/8"	350	30.2	6.80	85.0	PN16SF13
16	3/4"	10	5/8"	350	38.1	6.80	90.0	PN16SF20
16	1"	10	5/8"	320	44.4	8.10	97.5	PN16SF25
19	1/2"	12	3/4"	350	30.2	6.80	91.0	PN20SF13
19	3/4"	12	3/4"	350	38.1	6.80	96.5	PN20SF
19	1"	12	3/4"	320	44.4	8.10	99.5	PN20SF25
25	3/4"	16	1"	320	38.1	6.80	104.5	PN25SF20
25	1"	16	1"	320	44.4	8.10	110.5	PN25SF
25	1.1/4"	16	1"	280	50.8	8.10	113.5	PN25SF32
31	1"	20	1.1/4"	280	44.4	8.10	118.0	PN32SF25
31	1.1/4"	20	1.1/4"	280	50.8	8.10	125.5	PN32SF
31	1.1/2"	20	1.1/4"	210	60.3	8.10	128.5	PN32SF40
38	1.1/4"	24	1.1/2"	210	50.8	8.10	129.0	PN40SF32
38	1.1/2"	24	1.1/2"	210	60.3	8.10	135.0	PN40SF
38	2"	24	1.1/2"	210	71.4	9.60	138.0	PN40SF50
51	1.1/2"	32	2"	210	60.3	8.10	149.5	PN50SF40





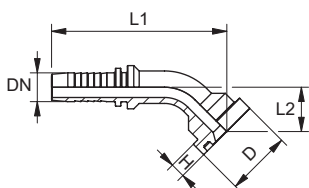
DN	Flange size	Size	Inch	Working pressure	D	H	L1	Item no.
				bar				
51	2"	32	2"	210	71.4	9.60	153.0	PN50SF
51	2.1/2"	32	2"	175	84.0	9.60	156.0	PN50SF60
60	2"	40	2.3/8"	175	71.4	9.60	155.5	PN60SF50
60	2.1/2"	40	2.3/8"	175	84.1	9.60	158.5	PN60SF
76	2.1/2"	48	3"	160	84.0	9.53	166.0	PN76SF60
76	3"	48	3"	160	101.6	9.53	150.0	PN76SF

Product versions:

Swage nipple, SFL 3000 PSI, straight, stainless steel, PN SF VA

...PNSFVA

2



Swage nipple, SFL 3000 PSI, angle 45°, steel

www.Q...PNSF45

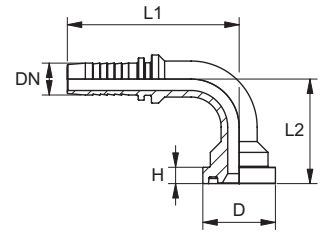
DN	Flange size	Size	Inch	Working pressure	D	H	L1	L2	Item no.
				bar					
12	1/2"	8	1/2"	350	30.2	6.80	81.0	21.0	PN13SF45
12	3/4"	8	1/2"	350	38.1	6.80	84.5	24.5	PN13SF2045
16	1/2"	10	5/8"	350	30.2	6.80	100.0	26.5	PN16SF1345
16	3/4"	10	5/8"	350	38.1	6.80	96.5	27.5	PN16SF2045
19	3/4"	12	3/4"	350	38.1	6.80	107.5	28.0	PN20SF45
19	1"	12	3/4"	320	44.4	8.10	109.5	30.0	PN20SF2545
25	3/4"	16	1"	320	38.1	6.70	128.0	30.0	PN25SF2045
25	1"	16	1"	320	44.4	8.00	132.0	30.5	PN25SF45
25	1.1/4"	16	1"	280	50.8	8.10	134.0	32.0	PN25SF3245
31	1"	20	1.1/4"	280	44.4	8.10	156.0	41.0	PN32SF2545
31	1.1/4"	20	1.1/4"	280	50.8	8.10	156.0	36.0	PN32SF45
31	1.1/2"	20	1.1/4"	210	60.3	8.10	160.0	40.0	PN32SF4045
38	1.1/2"	24	1.1/2"	210	60.3	8.10	184.0	46.0	PN40SF45
38	2"	24	1.1/2"	210	71.4	9.60	184.0	46.0	PN40SF5045
51	1.1/2"	32	2"	210	60.3	8.10	182.0	42.0	PN50SF4045
51	2"	32	2"	210	71.4	9.60	219.0	50.0	PN50SF45
51	2.1/2"	32	2"	175	84.0	9.60	212.0	57.0	PN50SF6045
60	2.1/2"	40	2.3/8"	175	84.0	9.60	237.0	50.0	PN60SF45
76	3"	48	3"	160	101.6	9.53	228.0	55.0	PN76SF45
76	2.1/2"	48	3"	160	84.0	9.53	230.0	56.3	PN76SF6045

Product versions:

Swage nipple, SFL 3000 PSI, angle 45°, stainless steel, PN SF 45 VA

...PNSF45VA

Swage nipple, SFL 3000 PSI, angle 90°, steel

www  ...PNSF90

DN	Flange size	Size	Inch	Working pressure		D	H	L1	L2	Item no.
				bar	mm					
12	1/2"	8	1/2"	350	30.2	6.80	71.5	43.5	PN13SF90	
12	3/4"	8	1/2"	350	38.1	6.80	71.5	48.5	PN13SF2090	
12	1"	8	1/2"	320	44.5	8.10	94.0	65.0	PN13SF2590	
16	1/2"	10	5/8"	350	30.2	6.80	91.0	56.0	PN16SF1390	
16	3/4"	10	5/8"	350	38.1	6.80	87.0	55.0	PN16SF2090	
16	1"	10	5/8"	320	44.5	8.10	106.0	66.0	PN16SF2590	
19	3/4"	12	3/4"	350	38.1	6.80	99.0	57.0	PN20SF90	
19	1"	12	3/4"	320	44.5	8.10	99.0	60.0	PN20SF2590	
19	1.1/4"	12	3/4"	280	50.8	8.10	121.0	74.0	PN20SF3290	
25	3/4"	16	1"	320	38.1	6.80	115.0	66.0	PN25SF2090	
25	1"	16	1"	320	44.5	8.10	126.0	67.5	PN25SF90	
25	1"	16	1"	320	44.5	8.10	126.0	142.0	PN25SF90L142	
25	1.1/4"	16	1"	280	50.8	8.10	126.0	70.0	PN25SF3290	
25	1.1/2"	16	1"	210	60.3	8.10	148.0	95.0	PN25SF4090	
31	1"	20	1.1/4"	280	44.5	8.10	134.0	74.0	PN32SF2590	
31	1.1/4"	20	1.1/4"	280	50.8	8.10	150.5	79.0	PN32SF90	
31	1.1/4"	20	1.1/4"	280	50.8	8.10	150.5	88.0	PN32SF90L88	
31	1.1/4"	20	1.1/4"	280	50.8	8.10	150.5	120.0	PN32SF90L120	
31	1.1/4"	20	1.1/4"	280	50.8	8.10	150.5	155.0	PN32SF90L155	
31	1.1/2"	20	1.1/4"	210	60.3	8.10	150.5	84.5	PN32SF4090	
38	1.1/2"	24	1.1/2"	210	60.3	8.10	169.0	99.0	PN40SF90	
38	1.1/2"	24	1.1/2"	210	60.3	8.10	169.0	80.0	PN40SF90L80	
38	1.1/2"	24	1.1/2"	210	60.3	8.10	169.0	124.0	PN40SF90L124	
38	1.1/2"	24	1.1/2"	210	60.3	8.10	169.0	144.0	PN40SF90L144	
38	1.1/2"	24	1.1/2"	210	60.3	8.10	169.0	150.0	PN40SF90L150	
38	2"	24	1.1/2"	210	71.4	9.60	175.5	100.0	PN40SF5090	
38	2"	24	1.1/2"	210	71.4	9.60	175.5	150.0	PN40SF5090L150	
51	1.1/2"	32	2"	210	60.3	8.10	197.0	116.0	PN50SF4090	
51	2"	32	2"	210	71.4	9.60	219.5	115.5	PN50SF90	
51	2"	32	2"	210	71.4	9.60	219.5	120.0	PN50SF90L120	
51	2"	32	2"	210	71.4	9.60	219.5	140.0	PN50SF90L140	
51	2"	32	2"	210	71.4	9.60	219.5	160.0	PN50SF90L160	
51	2"	32	2"	210	71.4	9.60	219.5	170.0	PN50SF90L170	
51	2"	32	2"	210	71.4	9.60	219.5	220.0	PN50SF90L220	
51	2.1/2"	32	2"	175	84.1	9.60	198.0	122.0	PN50SF6090	
51	2.1/2"	32	2"	175	84.1	9.60	197.5	200.0	PN50SF6090L200	
60	2"	40	2.3/8"	175	71.4	9.60	223.0	115.5	PN60SF5090	
60	2.1/2"	40	2.3/8"	175	84.1	9.60	237.0	128.0	PN60SF90	
60	2.1/2"	40	2.3/8"	175	84.1	9.60	237.0	118.0	PN60SF90L118	
76	3"	48	3"	160	101.6	9.53	230.0	135.0	PN76SF90	
76	3"	48	3"	160	101.6	9.53	240.0	120.0	PN76SF90L120	

Product versions:

Swage nipple, SFL 3000 PSI, angle 90°, stainless steel, PN SF 90 VA

...PNSF90VA



Swage nipple, SFS, SAE flange 6000 PSI

Application: Swage nipple for
 HD 100
 HD 200
 KP 100 to KP 600
 TE hoses
 NY hoses
 TF hoses
 Suction hoses

Connection 1: SAE flange connection 6000 PSI

Sealing form 1: flat seal with SF O-ring

Material: Steel

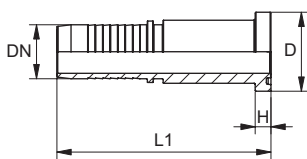
Surface protection: electro galvanised

Standard: SAE J 518
 ISO 6162-2

Short code: SFS

Note:
 Choose the appropriate ferrule based on the hose type.

2



Swage nipple, SFS 6000 PSI, straight, steel

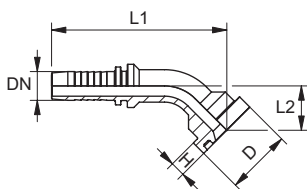
www.Q...PNSF6

DN	Flange size	Size	Inch	Working pressure	D	H	L1	Item no.
				bar				
12	1/2"	8	1/2"	420	31.8	7.8	81.5	PN13SF6
12	3/4"	8	1/2"	420	41.3	8.8	89.5	PN13SF620
16	1/2"	10	5/8"	420	31.8	7.8	86.0	PN16SF613
16	3/4"	10	5/8"	420	41.3	8.8	97.0	PN16SF620
16	1"	10	5/8"	420	47.6	9.6	104.0	PN16SF625
19	1/2"	12	3/4"	420	31.8	7.8	93.5	PN20SF613
19	3/4"	12	3/4"	420	41.3	8.8	104.5	PN20SF6
19	1"	12	3/4"	420	47.6	9.6	109.0	PN20SF625
25	3/4"	16	1"	420	41.3	8.8	112.5	PN25SF620
25	1"	16	1"	420	47.6	9.6	121.5	PN25SF6
25	1.1/4"	16	1"	420	54.0	10.4	126.0	PN25SF632
31	1"	20	1.1/4"	420	47.6	9.6	131.5	PN32SF625
31	1.1/4"	20	1.1/4"	420	54.0	10.4	138.0	PN32SF6
31	1.1/2"	20	1.1/4"	420	63.5	12.7	142.5	PN32SF640
38	1.1/4"	24	1.1/2"	420	54.0	10.4	141.5	PN40SF632
38	1.1/2"	24	1.1/2"	420	63.5	12.7	150.5	PN40SF6
38	2"	24	1.1/2"	420	79.4	12.7	155.0	PN40SF650
51	2"	32	2"	420	79.4	12.7	174.0	PN50SF6

Product versions:

Swage nipple, SFS 6000 PSI, straight, stainless steel, PN SF6 VA

...PNSF6VA



Swage nipple, SFS 6000 PSI, angle 45°, steel

www.Q...PNSF645

DN	Flange size	Size	Inch	Working pressure	D	H	L1	L2	Item no.
				bar					
12	1/2"	8	1/2"	420	31.8	7.8	82.0	22.0	PN13SF645
12	3/4"	8	1/2"	420	41.3	8.8	87.5	27.5	PN13SF62045
16	1/2"	10	5/8"	420	31.8	7.8	105.0	29.0	PN16SF61345
16	3/4"	10	5/8"	420	41.3	8.8	100.5	30.5	PN16SF62045
16	1"	10	5/8"	420	47.6	9.6	123.0	33.0	PN16SF62545
19	3/4"	12	3/4"	420	41.3	8.8	110.0	30.5	PN20SF645
19	1"	12	3/4"	420	47.6	9.6	114.5	35.0	PN20SF62545





DN	Flange size	Size	Inch	Working pressure	D	H	L1	L2	Item no.
				bar					
25	3/4"	16	1"	420	41.3	8.8	129.0	31.0	PN25SF62045
25	1"	16	1"	420	47.6	9.6	137.0	35.5	PN25SF645
25	1.1/4"	16	1"	420	54.0	10.4	142.0	40.5	PN25SF63245
31	1"	20	1.1/4"	420	47.6	9.6	145.0	34.0	PN32SF62545
31	1.1/4"	20	1.1/4"	420	54.0	10.4	164.0	44.0	PN32SF645
31	1.1/2"	20	1.1/4"	420	63.5	12.7	170.0	50.5	PN32SF64045
38	1.1/4"	24	1.1/2"	420	54.0	10.4	168.5	44.0	PN40SF63245
38	1.1/2"	24	1.1/2"	420	63.5	12.7	190.0	52.0	PN40SF645
38	2"	24	1.1/2"	420	79.4	12.7	201.0	63.5	PN40SF65045
51	2"	32	2"	420	79.4	12.7	236.0	67.5	PN50SF645

Product versions:

Swage nipple, SFS 6000 PSI, angle 45°, stainless steel, PN SF6 45 VA

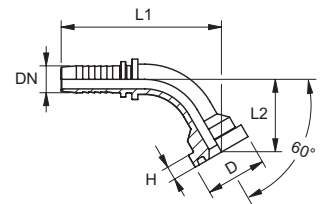
...PNSF645VA

2

Swage nipple, SFS 6000 PSI, angle 60°, length 80 mm, steel

...PNSF660

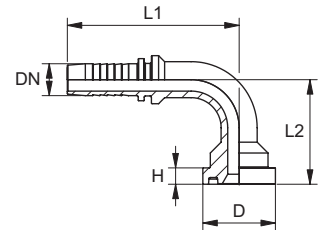
DN	Flange size	Size	Inch	Working pressure	D	H	L1	L2	Item no.
				bar					
19	1"	12	3/4"	420	47.6	9.5	141.0	80.0	PN20SF62560L80



Swage nipple, SFS 6000 PSI, angle 90°, steel

...PNSF690

DN	Flange size	Size	Inch	Working pressure	D	H	L1	L2	Item no.
				bar					
12	1/2"	8	1/2"	420	31.8	7.8	71.5	44.5	PN13SF690
12	3/4"	8	1/2"	420	41.3	8.8	71.5	52.5	PN13SF62090
16	1/2"	10	5/8"	420	31.8	7.8	91.0	60.0	PN16SF61390
16	3/4"	10	5/8"	420	41.3	8.8	87.0	59.0	PN16SF62090
16	1"	10	5/8"	420	47.6	9.6	106.0	72.0	PN16SF62590
19	1/2"	12	3/4"	420	31.8	7.8	97.0	61.0	PN20SF61390
19	3/4"	12	3/4"	420	41.3	8.8	99.0	61.0	PN20SF690
19	1"	12	3/4"	420	47.6	9.6	99.0	67.0	PN20SF62590
25	3/4"	16	1"	420	41.3	8.8	115.0	67.0	PN25SF62090
25	1"	16	1"	420	47.6	9.6	126.0	74.5	PN25SF690
25	1.1/4"	16	1"	420	54.0	10.4	126.0	81.5	PN25SF63290
31	1"	20	1.1/4"	420	47.6	9.6	134.0	79.0	PN32SF62590
31	1.1/4"	20	1.1/4"	420	54.0	10.4	150.5	90.5	PN32SF690
31	1.1/4"	20	1.1/4"	420	54.0	10.4	150.5	80.0	PN32SF690L80
31	1.1/2"	20	1.1/4"	420	63.5	12.7	150.5	99.0	PN32SF64090
38	1.1/4"	24	1.1/2"	420	54.0	10.4	155.0	120.0	PN40SF63290L120
38	1.1/2"	24	1.1/2"	420	63.5	12.7	175.5	108.5	PN40SF690
38	2"	24	1.1/2"	420	79.4	12.7	175.5	124.5	PN40SF65090
51	2"	32	2"	420	79.4	12.7	219.5	140.0	PN50SF690

**Product versions:**

Swage nipple, SFS 6000 PSI, angle 90°, stainless steel, PN SF6 90 VA

...PNSF690VA



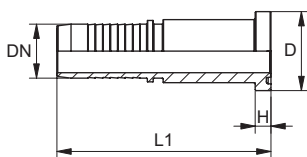
Swage nipple SFL, SAE flange 6000 PSI / 9000 PSI CAT

Application: Swage nipple for
 HD 100
 HD 200
 KP 100 to KP 600
 TE hoses
 NY hoses
 TF hoses
 Suction hoses

Note:
 Choose the appropriate
 ferrule based on the hose
 type.

Connection 1: SAE flange connection 6000 PSI
Sealing form 1: flat seal with SF O-ring
Material: Steel
Surface protection: electro galvanised
Short code: SFS-CAT
Suitable for: Caterpillar

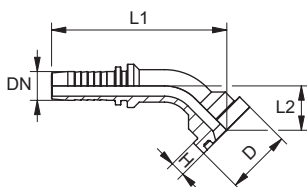
2



Swage nipple, SFS-CAT flange, straight, steel

[www](http://www.hansa-flex.com) ...PNSF9

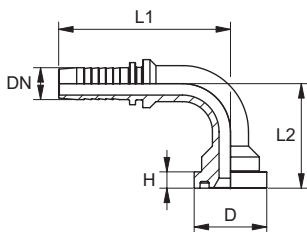
DN	Flange size	Size	Inch	Working pressure	D	H	L1	Item no.
				bar				
19	3/4"	12	3/4"	420	41.3	14.6	110.0	PN20SF9
19	1"	12	3/4"	420	47.6	14.6	114.5	PN20SF925
25	1"	16	1"	420	47.6	14.6	127.0	PN25SF9
25	1.1/4"	16	1"	420	54.0	14.6	131.5	PN25SF932
31	1.1/4"	20	1.1/4"	420	54.0	14.6	143.5	PN32SF9
31	1.1/2"	20	1.1/4"	420	63.5	14.6	148.0	PN32SF940
38	1.1/2"	24	1.1/2"	420	63.5	14.6	156.0	PN40SF9



Swage nipple, SFS-CAT flange, angle 45°, steel

[www](http://www.hansa-flex.com) ...PNSF945

DN	Flange size	Size	Inch	Working pressure	D	H	L1	L2	Item no.
				bar					
19	3/4"	12	3/4"	420	41.3	14.6	114.0	34.5	PN20SF945
19	1"	12	3/4"	420	47.6	14.6	118.0	38.5	PN20SF92545
25	1"	16	1"	420	47.6	14.6	140.5	38.5	PN25SF945
25	1.1/4"	16	1"	420	54.0	14.6	145.0	43.0	PN25SF93245
31	1.1/4"	20	1.1/4"	420	54.0	14.6	167.0	47.0	PN32SF945
31	1.1/2"	20	1.1/4"	420	63.5	14.6	171.0	51.5	PN32SF94045
38	1.1/2"	24	1.1/2"	420	63.5	14.6	191.0	53.0	PN40SF945



Swage nipple, SFS-CAT flange, angle 90°, steel

[www](http://www.hansa-flex.com) ...PNSF990

DN	Flange size	Size	Inch	Working pressure	D	H	L1	L2	Item no.
				bar					
19	3/4"	12	3/4"	420	41.3	14.6	99.0	66.5	PN20SF990
19	1"	12	3/4"	420	47.6	14.6	99.0	71.5	PN20SF92590
25	1"	16	1"	420	47.6	14.6	126.0	79.0	PN25SF990
25	1.1/4"	16	1"	420	54.0	14.6	126.0	85.5	PN25SF93290
31	1.1/4"	20	1.1/4"	420	54.0	14.6	150.5	94.5	PN32SF990
31	1.1/2"	20	1.1/4"	420	63.5	14.6	150.5	100.5	PN32SF94090
38	1.1/2"	24	1.1/2"	420	63.5	14.6	175.5	110.0	PN40SF990

Swage nipple, SFL 3000 PSI, Komatsu

Application: Swage nipple for
 HD 100
 HD 200
 KP 100 to KP 600
 TE hoses
 NY hoses
 TF hoses
 Suction hoses

Connection 1: SAE flange connection for Komatsu

Sealing form 1: flat seal with SF O-ring

Material: Steel

Surface protection: electro galvanised

Suitable for: Komatsu

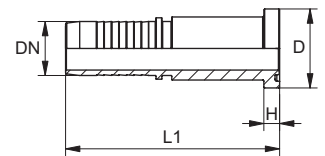
Note:
 Choose the appropriate ferrule based on the hose type.



Swage nipple, SFL 3000 PSI, Komatsu, straight, steel

www Q ...PNSFK

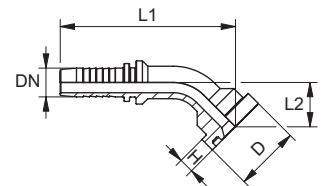
DN	Flange size	Size	Inch	Working pressure	D	H	L1	Item no.
				bar				
16	5/8"	10	5/8"	350	34.0	8.2	90.0	PN16SFK



Swage nipple, SFL-Komatsu, Komatsu, angle 45°, steel

www Q ...PNSFK45

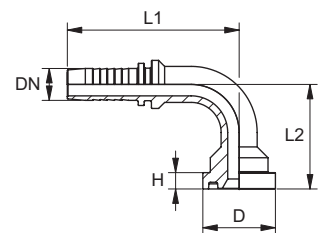
DN	Flange size	Size	Inch	Working pressure	D	H	L1	L2	Item no.
				bar					
16	5/8"	10	5/8"	350	34.0	8.1	100.0	27.0	PN16SFK45



Swage nipple, SFL-Komatsu, Komatsu, angle 90°, steel

www Q ...PNSFK90

DN	Flange size	Size	Inch	Working pressure	D	H	L1	L2	Item no.
				bar					
16	5/8"	10	5/8"	350	34.0	8.1	91.0	56.0	PN16SFK90





Swage nipple, AFLF/S 24° French, union nut

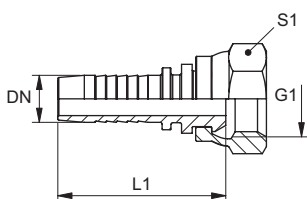
Application: Swage nipple for
 HD 100
 HD 200
 KP 100 to KP 600
 TE hoses
 NY hoses
 TF hoses
 Suction hoses

Note:
 Choose the appropriate
 ferrule based on the hose
 type.

Connection 1: metric nut thread
Sealing form 1: 24° outer cone for French series metric pipe.
Series: french (metric pipe)
Material: Steel
Surface protection: electro galvanised
Short code: DKFM



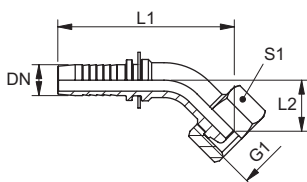
2



Swage nipple, DKFL, steel

[www.Q...PNAFLF/PNAFSF](#)

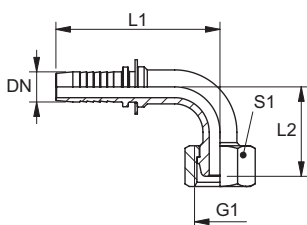
Series	DN	Size	Inch	G1	Working pressure	For pipe outside Ø	L1	S1	Item no.
							mm	mm	
L	16	10	5/8"	M 27 x 1.5	250	18	56.5	32	PN16AFLF
L	19	12	3/4"	M 30 x 1.5	250	22	66.0	36	PN20AFLF
S	16	10	5/8"	M 27 x 1.5	250	20	56.5	32	PN16AFSF
S	19	12	3/4"	M 33 x 1.5	250	25	66.0	41	PN20AFSF
S	25	16	1"	M 39 x 1.5	160	30	75.5	46	PN25AFSF



Swage nipple, AFLF/S, French, union nut, angle 45°, steel

[www.Q...PNAFLF45/PNAFSF45](#)

Series	DN	Size	Inch	G1	Working pressure	For pipe outside Ø	L1	L2	S1	Item no.
							mm	mm		
L	19	12	3/4"	M 30 x 1.5	250	22	123.0	33.0	36	PN20AFLF45
L	25	16	1"	M 36 x 1.5	160	28	148.0	39.0	46	PN25AFLF45
S	16	10	5/8"	M 27 x 1.5	250	20	100.0	27.0	36	PN16AFSF45
S	19	12	3/4"	M 30 x 1.5	250	25	123.0	33.0	41	PN20AFSF45
S	25	16	1"	M 39 x 1.5	160	30	149.0	40.0	46	PN25AFSF45



Swage nipple, AFLF/S, French, union nut, angle 90°, steel

[www.Q...PNAFLF90/PNAFSF90](#)

Series	DN	Size	Inch	G1	Working pressure	For pipe outside Ø	L1	L2	S1	Item no.
							mm	mm		
L	16	10	5/8"	M 27 x 1.5	250	18	91.0	57.0	32	PN16AFLF90
L	19	12	3/4"	M 30 x 1.5	250	22	108.0	65.0	36	PN20AFLF90
L	25	16	1"	M 36 x 1.5	160	28	125.0	73.0	46	PN25AFLF90
S	16	10	5/8"	M 27 x 1.5	250	20	91.0	57.0	46	PN16AFSF90
S	19	12	3/4"	M 30 x 1.5	250	25	109.0	66.0	41	PN20AFSF90
S	25	16	1"	M 39 x 1.5	160	30	125.0	63.0	46	PN25AFSF90

Swage nipple, CEFL/S, French, male thread, straight, steel

Application: Swage nipple for
HD 100
HD 200
KP 100 to KP 600
TE hoses
NY hoses
TF hoses
Suction hoses

Connection 1: metric cylindrical outer thread

Sealing form 1: 24° inner cone for French series metric pipe.

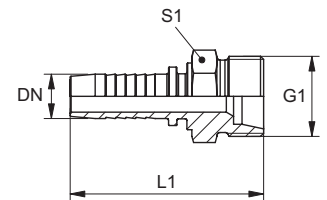
Series: french (metric pipe)

Material: Steel

Surface protection: electro galvanised

Short code: AGFM

Note:
Choose the appropriate ferrule based on the hose type.



www ...PNHLF/PNHSF

Series	DN	Size	Inch	G1	Working pressure	For pipe outside Ø	L1	S1	Item no.
L	16	10	5/8"	M 27 x 1.5	250	18	62.7	28	PN16HLF
L	19	12	3/4"	M 30 x 1.5	250	22	68.5	30	PN20HLF
L	25	16	1"	M 36 x 1.5	160	28	78.5	36	PN25HLF
S	16	10	5/8"	M 27 x 1.5	250	20	62.7	28	PN16HSF
S	19	12	3/4"	M 33 x 1.5	250	25	69.5	34	PN20HSF
S	25	16	1"	M 39 x 1.5	160	30	80.5	41	PN25HSF

Product versions:

Swage nipple, CEFL/S, French, male thread, straight, stainless steel, PN HLF VA

...PNHLFVA

Swage nipple, DKF, 24° French, union nut

Application: Swage nipple for
HD 100
HD 200
KP 100 to KP 600
TE hoses
NY hoses
TF hoses
Suction hoses

Connection 1: metric nut thread

Sealing form 1: 24° outer cone for French series imperial pipe.

Series: french (imperial pipe - Gas series)

Material: Steel

Surface protection: electro galvanised

Short code: DKF

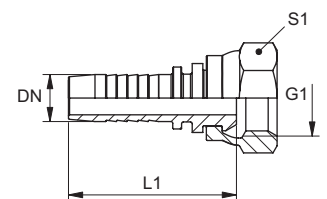
Note:
Choose the appropriate ferrule based on the hose type.



Swage nipple, DKF, steel

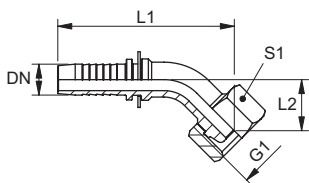
www ...PNAF

DN	Size	Inch	G1	Working pressure	For pipe outside Ø mm	L1	S1	Item no.
6	4	1/4"	M 20 x 1.5	400	13,25	51.5	24	PN06AF10
8	5	5/16"	M 20 x 1.5	400	13,25	51.5	24	PN08AF10
10	6	3/8"	M 20 x 1.5	400	13,25	53.0	24	PN10AF
10	6	3/8"	M 24 x 1.5	250	16,75	54.0	30	PN10AF13





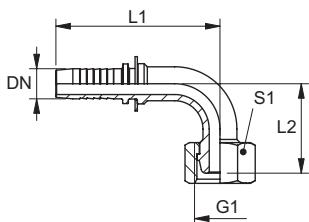
DN	Size	Inch	G1	Working pressure	For pipe outside Ø mm	L1	S1	Item no.	
				bar		mm			
12	8	1/2"	M 24 x 1.5	250	16,75	55.0	30	PN13AF	
12	8	1/2"	M 30 x 1.5	250	21,25	58.0	36	PN13AF16	
16	10	5/8"	M 30 x 1.5	250	21,25	62.5	36	PN16AF	
19	12	3/4"	M 36 x 1.5	250	26,75	70.0	41	PN20AF	
25	16	1"	M 45 x 1.5	160	33,50	80.0	50	PN25AF	



Swage nipple, DKF, angle 45°, steel

[www](http://www.hansa-flex.com) ...PNAF45

DN	Size	Inch	G1	Working pressure	For pipe outside Ø mm	L1	L2	S1	Item no.
				bar		mm	mm		
8	5	5/16"	M 20 x 1.5	400	13,25	92.0	25.0	24	PN08AF1045
10	6	3/8"	M 20 x 1.5	400	13,25	91.0	25.0	24	PN10AF45
10	6	3/8"	M 24 x 1.5	250	16,75	100.0	28.0	30	PN10AF1345
12	8	1/2"	M 24 x 1.5	250	16,75	98.0	28.0	30	PN13AF45
12	8	1/2"	M 30 x 1.5	250	21,25	89.0	21.0	36	PN13AF1645
16	10	5/8"	M 30 x 1.5	250	21,25	94.0	21.0	36	PN16AF45
19	12	3/4"	M 36 x 1.5	250	26,75	123.0	33.0	41	PN20AF45
25	16	1"	M 45 x 1.5	160	33,50	150.0	41.0	55	PN25AF45



Swage nipple, DKF, angle 90°, steel

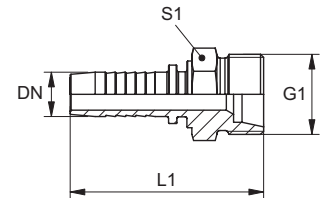
[www](http://www.hansa-flex.com) ...PNAF90

DN	Size	Inch	G1	Working pressure	For pipe outside Ø mm	L1	L2	S1	Item no.
				bar		mm	mm		
8	5	5/16"	M 20 x 1.5	400	13,25	74.0	42.0	24	PN08AF1090
10	6	3/8"	M 20 x 1.5	400	13,25	73.0	42.0	24	PN10AF90
10	6	3/8"	M 24 x 1.5	250	16,75	89.0	56.0	30	PN10AF1390
12	8	1/2"	M 24 x 1.5	250	16,75	88.0	56.0	30	PN13AF90
12	8	1/2"	M 30 x 1.5	250	21,25	87.0	57.0	37	PN13AF1690
16	10	5/8"	M 30 x 1.5	250	21,25	91.0	57.0	36	PN16AF90
19	12	3/4"	M 36 x 1.5	250	26,75	109.0	66.0	41	PN20AF90
25	16	1"	M 45 x 1.5	160	33,50	125.0	75.0	55	PN25AF90

Swage nipple, CEF, steel

Application:	Swage nipple for HD 100 HD 200 KP 100 to KP 600 TE hoses NY hoses TF hoses Suction hoses
Connection 1:	metric cylindrical outer thread
Sealing form 1:	24° inner cone for French series imperial pipe.
Series:	french (imperial pipe - Gas series)
Material:	Steel
Surface protection:	electro galvanised
Short code:	AGF

Note:
Choose the appropriate ferrule based on the hose type.



www Q ...PNHF

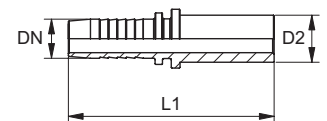
DN	Size	Inch	G1	Working pressure	For pipe outside Ø mm	L1	S1	Item no.
				bar		mm		
6	4	1/4"	M 20 x 1.5	400	13,25	53.0	22	PN06HF10
8	5	5/16"	M 20 x 1.5	400	13,25	55.0	22	PN08HF10
10	6	3/8"	M 20 x 1.5	400	13,25	56.5	22	PN10HF
10	6	3/8"	M 24 x 1.5	250	16,75	58.0	24	PN10HF13
12	8	1/2"	M 24 x 1.5	250	16,75	58.0	24	PN13HF
16	10	5/8"	M 30 x 1.5	250	21,25	65.7	30	PN16HF
19	12	3/4"	M 36 x 1.5	250	26,75	72.5	36	PN20HF
25	16	1"	M 45 x 1.5	160	33,50	85.5	46	PN25HF

2

Swage nipple, BEF, steel

Application:	Swage nipple for HD 100 HD 200 KP 100 to KP 600 TE hoses NY hoses TF hoses Suction hoses
Connection 1:	Standpipe
Sealing form 1:	cutting ring connection - French series.
Series:	french (imperial pipe - Gas series)
Material:	Steel
Surface protection:	electro galvanised
Short code:	BEF

Note:
Choose the appropriate ferrule based on the hose type.
Do not use for new designs we recommend: PN...AF.



www Q ...PNFF

DN	Size	Inch	Working pressure	D2	L1	Item no.
				bar	mm	mm
10	6	3/8"	400	13.25	62.5	PN10FF
12	8	1/2"	250	16.75	63.0	PN13FF
16	10	5/8"	250	21.25	69.5	PN16FF
19	12	3/4"	250	26.75	79.0	PN20FF
25	16	1"	160	33.50	87.0	PN25FF

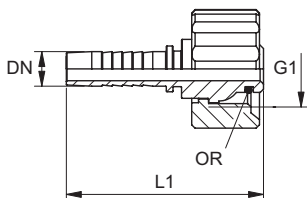


Swage nipple, DKO-KAE, straight, steel

Suitable for: Kärcher high pressure cleaners (from 12/1997)

Note:
Choose the appropriate ferrule based on the hose type.

www ...PNKAE97



DN	Size	Inch	G1	Working pressure	OR	Item no.
				bar		
6	4	1/4"	M 22 x 1.5	400	11.0 x 1.5	PN06KAE97
8	5	5/16"	M 22 x 1.5	400	11.0 x 1.5	PN08KAE97
10	6	3/8"	M 22 x 1.5	400	11.0 x 1.5	PN10KAE97

Product versions:

Swage nipple, DKO-KAE, straight, GKS-black, PN KAE GKS

...PNKAE97

2



Swage nipple, banjo, B, for hollow screw

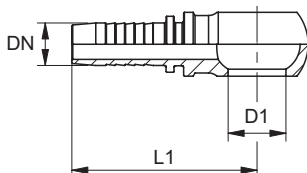
Application: Swage nipple for
HD 100
HD 200
KP 100 to KP 600
TE hoses
NY hoses
TF hoses
Suction hoses

Note:
Choose the appropriate ferrule based on the hose type.

Sealing form 1: sealed by copper ring

Material: Steel

Surface protection: electro galvanised



Swage nipple, metric banjo, steel

Connection 1: banjo for metric hollow screw

Standard: DIN 7642

Short code: RGN

www ...PNB

DN	For hollow screw	Size	Inch	Working pressure	D1	L1	Item no.
				bar	mm	mm	
5	M 10	3	3/16"	200	10.1	42.0	PN04B
6	M 8	4	1/4"	200	8.1	48.0	PN06B02
6	M 10	4	1/4"	200	10.1	48.0	PN06B04
6	M 12	4	1/4"	200	12.1	46.5	PN06B
6	M 14	4	1/4"	200	14.1	49.5	PN06B08
6	M 16	4	1/4"	200	16.1	52.5	PN06B10
8	M 10	5	5/16"	200	10.1	48.0	PN08B04
8	M 12	5	5/16"	200	12.1	54.5	PN08B06
8	M 14	5	5/16"	200	14.1	54.5	PN08B
8	M 16	5	5/16"	200	16.1	52.5	PN08B10
8	M 18	5	5/16"	200	18.1	55.5	PN08B13
10	M 14	6	3/8"	200	14.1	56.0	PN10B08
10	M 16	6	3/8"	200	16.1	54.0	PN10B
10	M 18	6	3/8"	200	18.1	57.0	PN10B13
12	M 18	8	1/2"	200	18.1	58.0	PN13B
12	M 22	8	1/2"	200	22.1	60.5	PN13B16





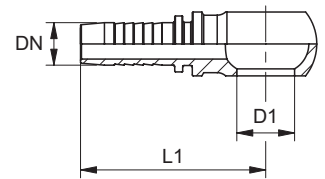
DN	For hollow screw	Size	Inch	Working pressure	D1	L1	Item no.
				bar			
16	M 18	10	5/8"	200	18.1	68.5	PN16B13
16	M 22	10	5/8"	200	22.1	69.5	PN16B
16	M 26	10	5/8"	200	26.1	72.0	PN16B20
19	M 22	12	3/4"	200	22.1	76.0	PN20B16
19	M 26	12	3/4"	200	26.1	78.5	PN20B
19	M 30	12	3/4"	200	30.1	82.0	PN20B25
25	M 30	16	1"	200	30.1	90.0	PN25B

Product versions:

Swage nipple, metric banjo, stainless steel, PN B VA

...PNBVA

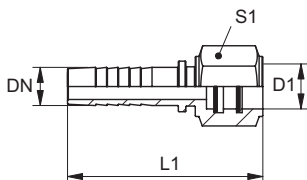
Swage nipple, imperial banjo, steel

Connection 1: banjo for imperial hollow screw**Short code:** RNR

2

[www](http://www.hansa-flex.de) ...PNBR

DN	For hollow screw	Size	Inch	Working pressure	D1	L1	Item no.
				bar			
5	R 1/8"	3	3/16"	200	10.1	42.5	PN04BR
5	R 1/4"	3	3/16"	200	13.2	43.5	PN04BR06
6	R 1/8"	4	1/4"	200	10.1	48.5	PN06BR02
6	R 1/4"	4	1/4"	200	13.2	49.5	PN06BR
6	R 3/8"	4	1/4"	200	16.7	52.5	PN06BR10
8	R 1/4"	5	5/16"	200	13.2	49.5	PN08BR06
8	R 3/8"	5	5/16"	200	16.7	52.5	PN08BR10
10	R 1/4"	6	3/8"	200	13.2	58.5	PN10BR06
10	R 3/8"	6	3/8"	200	16.7	54.0	PN10BR
10	R 1/2"	6	3/8"	200	21.0	59.5	PN10BR13
12	R 3/8"	8	1/2"	200	16.7	58.0	PN13BR10
12	R 1/2"	8	1/2"	200	21.0	60.5	PN13BR
12	R 5/8"	8	1/2"	200	23.0	63.0	PN13BR16
16	R 5/8"	10	5/8"	200	23.0	67.5	PN16BR
16	R 3/4"	10	5/8"	200	26.5	72.0	PN16BR20
19	R 3/4"	12	3/4"	200	26.5	78.5	PN20BR
19	R 1"	12	3/4"	200	33.3	87.0	PN20BR25
25	R 1"	16	1"	200	33.3	95.0	PN25BR



Swage nipple, WEO, plug-in socket, steel

Item description: Self-aligning to prevent torsional stress.
Application: Swage nipple for
 HD 100
 HD 200
 KP 100 to KP 600
 TE hoses
 NY hoses
 TF hoses
 Suction hoses
Connection 1: bushing
Sealing form 1: O-ring seal
Material: Steel
Surface protection: electro galvanised

Note:
 Choose the appropriate ferrule based on the hose type.

www Q ...PNWEOSB

Size	DN	Size	Inch	Working pressure	L1	Ø D1	S1	Item no.
				bar	mm	mm		
1/4"	6	4	1/4"	350	62.0	10.0	19	PN06WEO10SB
3/8"	10	6	3/8"	350	66.0	13.0	22	PN10WEO13SB
1/2"	12	8	1/2"	350	67.0	16.0	27	PN13WEO16SB
3/4"	19	12	3/4"	350	87.0	23.0	32	PN20WEO23SB
1"	25	16	1"	250	105.0	30.0	41	PN25WEO30SB

Spare parts:
 WEO sealing kit, WEO B DISA ...WEOBDISA

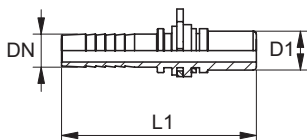
2



Swage nipple, WEO, plug-in socket

Item description: Self-aligning to prevent torsional stress.
Application: Swage nipple for
 HD 100
 HD 200
 KP 100 to KP 600
 TE hoses
 NY hoses
 TF hoses
 Suction hoses
Connection 1: WEO- plug
Sealing form 1: O-ring sealed pin
Material: Steel
Surface protection: electro galvanised

Note:
 Choose the appropriate ferrule based on the hose type.



Swage nipple, WEO, connectors, steel

www Q ...PNWEOS

Size	DN	Size	Inch	Working pressure	L1	Ø D1	Item no.
				bar	mm	mm	
3/16"	5	3	3/16"	100	54.5	10.0	PN04WEO10S
1/4"	6	4	1/4"	350	58.0	10.0	PN06WEO10S
3/8"	6	4	1/4"	350	61.0	13.0	PN06WEO13S
3/8"	8	5	5/16"	350	61.9	13.0	PN08WEO13S
3/8"	10	6	3/8"	350	63.0	13.0	PN10WEO13S
1/2"	10	6	3/8"	350	63.0	16.0	PN10WEO16S





Size	DN	Size	Inch	Working pressure	L1	Ø D1	Item no.
				bar	mm	mm	
1/2"	12	8	1/2"	350	64.0	16.0	PN13WEO16S
3/4"	12	8	1/2"	350	73.5	23.0	PN13WEO23S
3/4"	16	10	5/8"	350	77.5	23.0	PN16WEO23S
3/4"	19	12	3/4"	350	82.0	23.0	PN20WEO23S
1"	25	16	1"	250	100.5	30.0	PN25WEO30S

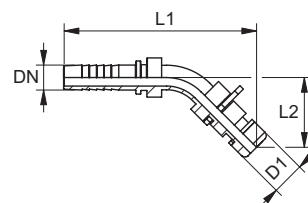
Spare parts:

WEO disassembly ring, plug, plastic, WEO S DEMORING	...WEOSEDEMORING
WEO stop ring, plug, plastic, WEO S M ANSCHLAG	...WEOSMANSCHLAG

Swage nipple, WEO, connectors, angle 45°, steel

[www](http://www.hansa-flex.de) ...PNWEO45

Size	DN	Size	Inch	Working pressure	L2	Ø D1	Item no.
				bar	mm	mm	
1/4"	6	4	1/4"	350	27.0	10.0	PN06WEO10S45
3/8"	6	4	1/4"	350	30.5	13.0	PN06WEO13S45
3/8"	8	5	5/16"	350	31.5	13.0	PN08WEO13S45
3/8"	10	6	3/8"	350	31.5	13.0	PN10WEO13S45
1/2"	10	6	3/8"	350	33.5	16.0	PN10WEO16S45
1/2"	12	8	1/2"	350	36.5	16.0	PN13WEO16S45
3/4"	12	8	1/2"	350	45.0	23.0	PN13WEO23S45
3/4"	16	10	5/8"	350	49.5	23.0	PN16WEO23S45
3/4"	19	12	3/4"	350	49.5	23.0	PN20WEO23S45



2

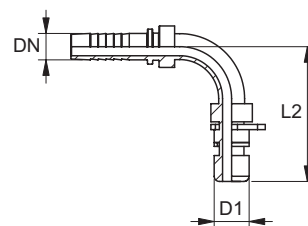
Spare parts:

WEO disassembly ring, plug, plastic, WEO S DEMORING	...WEOSEDEMORING
WEO stop ring, plug, plastic, WEO S M ANSCHLAG	...WEOSMANSCHLAG

Swage nipple, WEO, connectors, angle 90°, steel

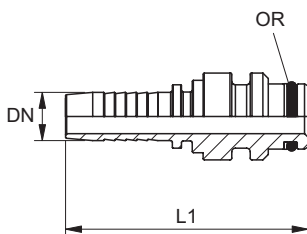
[www](http://www.hansa-flex.de) ...PNWEO90

Size	DN	Size	Inch	Working pressure	L2	Ø D1	Item no.
				bar	mm	mm	
1/4"	6	4	1/4"	350	48.5	10.0	PN06WEO10S90
3/8"	6	4	1/4"	350	54.0	13.0	PN06WEO13S90
3/8"	8	5	5/16"	350	58.0	13.0	PN08WEO13S90
3/8"	10	6	3/8"	350	58.0	13.0	PN10WEO13S90
1/2"	10	6	3/8"	350	59.5	16.0	PN10WEO16S90
1/2"	12	8	1/2"	350	68.0	16.0	PN13WEO16S90
3/4"	12	8	1/2"	350	82.0	23.0	PN13WEO23S90
3/4"	16	10	5/8"	350	100.0	23.0	PN16WEO23S90
3/4"	19	12	3/4"	350	100.0	23.0	PN20WEO23S90



Spare parts:

WEO disassembly ring, plug, plastic, WEO S DEMORING	...WEOSEDEMORING
WEO stop ring, plug, plastic, WEO S M ANSCHLAG	...WEOSMANSCHLAG



Swage nipple, plug-in connection, steel

Item description: Self-aligning to prevent torsional stress.
Application: Swage nipple for
 HD 100
 HD 200
 KP 100 to KP 600
 TE hoses
 NY hoses
 TF hoses
 Suction hoses
Connection 1: plug-in O port
Material: Steel
Surface protection: electro galvanised
Standard: DIN 20043

Note:
 Choose the appropriate ferrule based on the hose type.



DN	Size	Inch	Working pressure	L1	OR	Item no.
			bar			
6	4	1/4"	640	63.5	6.0 x 2.0	PN06SO
10	6	3/8"	530	65.5	10.0 x 2.0	PN10SO
12	8	1/2"	500	67.0	13.2 x 2.5	PN13SO
16	10	5/8"	450	71.5	16.0 x 2.5	PN16SO
19	12	3/4"	450	78.5	19.0 x 2.5	PN20SO
25	16	1"	400	92.5	25.0 x 2.5	PN25SO
31	20	1.1/4"	300	102.0	33.0 x 2.5	PN32SO
38	24	1.1/2"	145	110.5	40.0 x 3.0	PN40SO
51	32	2"	130	126.0	49.0 x 3.0	PN50SO

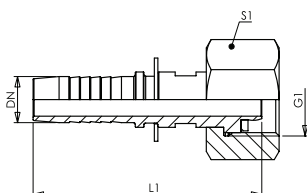
2



Swage nipple, ARG, gas connection, flat seal

Application: Swage nipple for
 HD 100
 HD 200
 KP 100 to KP 600
 TE hoses
 NY hoses
 TF hoses
 Suction hoses
Connection 1: gas connection nut thread
Sealing form 1: flat seal
Surface protection: electro galvanised

Note:
 Choose the appropriate ferrule based on the hose type.



Swage nipple, ARG, gas connection, steel

Special features: right-hand thread
Material: Nipple: Steel; Nut: Bronze
Suitable for: nitrogen



DN	Size	Inch	G1	Working pressure	For medium	Item no.
6	4	1/4"	G 3/4"			PN06ARG20
6	4	1/4"	W 21,80 x 1/14"	300	Argon / CO2	PN06ARG21
6	4	1/4"	W 24,32 x 1/14"		Nitrogen	PN06ARG24
10	6	3/8"	G 3/4"			PN10ARG20
10	6	3/8"	W 21,80 x 1/14"	300	Argon / CO2	PN10ARG21





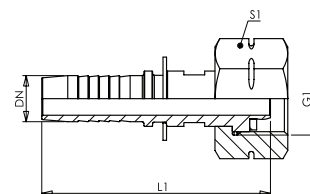
DN	Size	Inch	G1	Working pressure	For medium	Item no.
10	6	3/8"	W 24,32 x 1/14"		Nitrogen	PN10ARG24
12	8	1/2"	G 3/4"			PN13ARG20
12	8	1/2"	W 21,80 x 1/14"	300	Argon / CO2	PN13ARG21
12	8	1/2"	W 21,80 x 1/14"		Argon / CO2	PN13ARG21F
12	8	1/2"	W 24,32 x 1/14"		Nitrogen	PN13ARG24

Swage nipple, ARG-LH, gas connection, steel

Special features: left-hand thread

Material: Steel

www  ...PNARGLH



2

DN	Size	Inch	G1	Working pressure	Item no.
				bar	
6	4	1/4"	W 21,80 x 1/14"	300	PN06ARG21LH
10	6	3/8"	W 21,80 x 1/14"	300	PN10ARG21LH
12	8	1/2"	W 21,80 x 1/14"	300	PN13ARG21LH

Swage nipple, hose connectors, steel

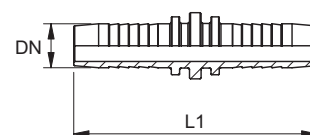
Application: Swage nipple for
HD 100
HD 200
KP 100 to KP 600
TE hoses
NY hoses
TF hoses
Suction hoses

Connection 1: hose connector

Material: Steel

Surface protection: electro galvanised

Note:
Choose the appropriate ferrule based on the hose type.



www  ...PNVB

DN	Size	Inch	Working pressure	L1	Item no.
			bar	mm	
5	3	3/16"	630	53.4	PN04VB
6	4	1/4"	630	67.5	PN06VB
8	5	5/16"	630	67.5	PN08VB
10	6	3/8"	630	71.0	PN10VB
12	8	1/2"	420	73.5	PN13VB
16	10	5/8"	420	83.0	PN16VB
19	12	3/4"	420	97.0	PN20VB
25	16	1"	420	113.0	PN25VB
31	20	1.1/4"	420	131.0	PN32VB
38	24	1.1/2"	420	139.0	PN40VB
51	32	2"	420	171.0	PN50VB

Product versions:

Swage nipple, hose connectors, stainless steel, PN VB VA

...PNVBVA

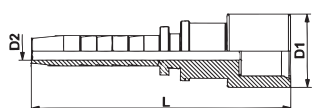


Swage nipple, SSKV, plug-in connection with clamp locking

Connection 2: hose connection
Material: Steel
Surface protection: electro galvanised



2



Swage nipple, 2ST - 4SP, SSKV female, straight, steel

Connection 1: plug in sleeve
Additional information: The connection is slim, short in length, and does not project outside the cross-section of the hose line. The connection is slim, short in length, and does not project outside the
 The positive locking of the clamping shell with the hose connection pieces ensures optimum power transfer.
 The hosing sections remain rotatable with or against each other, and thus prevent damage to hose lines from incorrect installation.
 The connection can no longer be broken by pressurisation, and accidents are prevented.
 Installation is simple, rapid, and does not require additional tools.
 Connection is simpler than with comparable systems.

www.hansa-flex.com ...PNSSKVM

DN*	Size	Inch	Max. working pressure bar	L mm	Ø D1 mm	Ø D2 mm	Item no.
6	4	1/4"	450	56.5	16.0	4.0	PN06SSKVM
8	5	5/16"	420	56.5	16.0	5.5	PN08SSKVM
10	6	3/8"	445	60.0	20.0	7.0	PN10SSKVM
12	8	1/2"	415	63.5	22.0	9.5	PN13SSKVM
16	10	5/8"	400	68.5	29.0	12.5	PN16SSKVM
19	12	3/4"	350	75.0	28.0	15.0	PN20SSKVM
25	16	1"	280	86.0	33.0	19.0	PN25SSKVM
31	20	1.1/4"	210	103.5	39.8	24.0	PN32SSKVM
38	24	1.1/2"	185	107.5	53.0	32.0	PN40SSKVM
51	32	2"	165	126.5	65.0	42.0	PN50SSKVM

* DN = Nominal diameter, nominal size

Swage nipple, 2ST - 4SP, SSKV connector, straight, steel

Connection 1: plug-in connection

Additional information: The connection is slim, short in length, and does not project outside the cross-section of the hose line. The connection is slim, short in length, and does not project outside the

The positive locking of the clamping shell with the hose connection pieces ensures optimum power transfer.

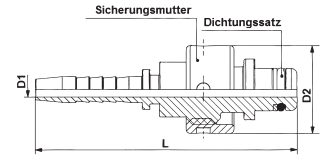
The hosing sections remain rotatable with or against each other, and thus prevent damage to hoses from incorrect installation.

The connection can no longer be broken by pressurisation, and accidents are prevented.

Installation is simple, rapid, and does not require additional tools.

There is no need to additionally provide separate fixing, connecting and sealing materials.

Connection is simpler than with comparable systems.



www  ...PNSSKVS

DN*	Size	Inch	Max. working pressure	L	Ø D1	Ø D2	Item no.
			bar				
6	4	1/4"	450	68.5	4.0	23.0	PN06SSKVS
8	5	5/16"	420	68.5	5.5	23.0	PN08SSKVS
10	6	3/8"	445	77.5	7.0	25.0	PN10SSKVS
12	8	1/2"	415	78.0	9.5	28.0	PN13SSKVS
16	10	5/8"	400	83.5	12.5	39.0	PN16SSKVS
19	12	3/4"	350	95.5	15.0	36.0	PN20SSKVS
25	16	1"	280	98.0	19.0	42.0	PN25SSKVS
31	20	1.1/4"	210	114.5	24.0	50.0	PN32SSKVS
38	24	1.1/2"	185	134.0	32.0	64.0	PN40SSKVS
51	32	2"	165	147.0	42.0	75.0	PN50SSKVS

* DN = Nominal diameter, nominal size



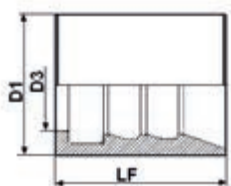
Swage ferrule, skive ferrule

Ferrule type: skive ferrule
Material: Steel
Surface protection: electro galvanised

Swage ferrule for braided hose, skive ferrule, steel

Suitable for: KP 100
 KP 100 S

[www](http://www.hansaflex.com) **...PHD100**



DN*	Size	Inch	D1 mm	D3 mm	LF mm	Item no.
5	3	3/16"	17	8.5	26.0	PHD104
6	4	1/4"	20	10.9	31.0	PHD106
8	5	5/16"	21	12.8	31.0	PHD108
10	6	3/8"	24	14.0	31.0	PHD110
12	8	1/2"	28	18.3	35.0	PHD113
16	10	5/8"	31	21.6	36.0	PHD116
19	12	3/4"	35	24.8	42.5	PHD120
25	16	1"	42	30.5	50.5	PHD125
31	20	1.1/4"	52	37.7	59.0	PHD132
38	24	1.1/2"	58	44.2	63.0	PHD140
51	32	2"	71	57.2	70.0	PHD150

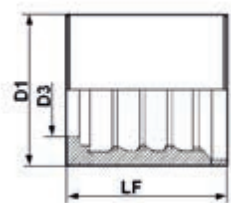
* DN = Nominal diameter, nominal size

Recommended use with:

Braided hose, single-layer, EN853 1SN, HD 100	Page 32
Braided hose, single-layer, EN853 1SN, high temperature resistance, HD 100 T	Page 33
Hot water hose, single-layer, blue, HF 100	Page 70
Hot water hose, single-layer, black, HW 100	Page 71
Braided hose, single-layer, EN857 1SC, KP 100	Page 34
Braided hose, single-layer, EN857 1SC, EN 45545-2 approved (railway), KP 100 RAIL	Page 35
Braided hose, single-layer, exceeds EN857 1SC, higher working pressures, smaller bend radius, KP 100 S	Page 35
Braided hose, two-layer, EN857 2SC, KP 200	Page 39
Braided hose, two-layer, EN857 2SC, higher ozone resistance, KP 200 NO	Page 40
Braided hose, two-layer, EN857 2SC, high abrasion resistant cover, KP 200 PRO	Page 40
Braided hose, two-layer, EN857 2SC, EN 45545-2 approved (railway), KP 200 RAIL	Page 41
Braided hose, two-layer, EN857 2SC, higher abrasion resistance, higher working pressures, smaller bend radius, KP 200 RM	Page 43
Braided hose, two-layer, exceeds EN857 2SC, higher working pressures, KP 200 S	Page 42

Swage ferrule for braided hose, skive ferrule, steel

[www](http://www.hansaflex.com) **...PHD200**



DN*	Size	Inch	D1 mm	D3 mm	LF mm	Item no.
5	3	3/16"	21	8.5	26.0	PHD204
6	4	1/4"	22	11.4	30.0	PHD206
8	5	5/16"	23	12.5	30.0	PHD208

* DN = Nominal diameter, nominal size





DN*	Size	Inch	D1 mm	D3 mm	LF mm	Item no.
10	6	3/8"	26	14.5	31.0	PHD210
12	8	1/2"	30	18.3	32.0	PHD213
19	12	3/4"	38	24.4	42.5	PHD220
25	16	1"	46	30.5	51.0	PHD225
31	20	1.1/4"	57	38.0	58.0	PHD232
38	24	1.1/2"	65	44.3	62.0	PHD240
51	32	2"	79	57.0	73.5	PHD250
60	40	2.3/8"	84	67.1	79.0	PHD260
76	48	3"	105	81.8	80.0	PHD276

* DN = Nominal diameter, nominal size

Recommended use with:

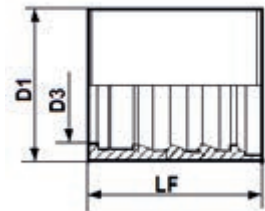
Braided hose, two-layer, EN853 2SN, HD 200	Page 36
Braided hose, two-layer, EN853 2SN, higher abrasion resistance, HD 200 RM	Page 37
Braided hose, two-layer, exceeds EN853 2SN, higher working pressures, HD 200 S	Page 38
Braided hose, two-layer, EN853 2SN, high temperature resistance, HD 200 T	Page 39
Hot water hose, two-layer, blue, HF 200	Page 70
Hot water hose, two-layer, black, HW 200	Page 71
Spiral hose, ISO18752-CC, KP 600	Page 47

Swage ferrule, skive ferrule, steel

www.hansa-flex.de ...PHD400

DN*	Size	Inch	D1 mm	D3 mm	LF mm	Item no.
16	10	5/8"	33	21.7	38.0	PHD416

* DN = Nominal diameter, nominal size



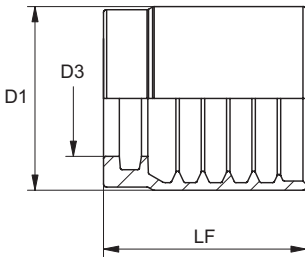
Recommended use with:

Braided hose, two-layer, EN853 2SN, HD 200	Page 36
Braided hose, two-layer, EN853 2SN, higher abrasion resistance, HD 200 RM	Page 37
Braided hose, two-layer, exceeds EN853 2SN, higher working pressures, HD 200 S	Page 38
Braided hose, two-layer, EN853 2SN, high temperature resistance, HD 200 T	Page 39
Spiral hose, ISO18752-CC, KP 600	Page 47



Swage ferrule, non-skive ferrule

Ferrule type: non-skive ferrule
Material: Steel
Surface protection: electro galvanised



Swage ferrule for braided hose, non-skive ferrule, steel

[www](http://www.hansa-flex.com) **...PHN100**

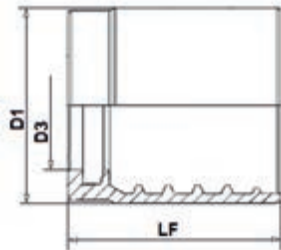
DN*	Size	Inch	D1 mm	D3 mm	LF mm	Item no.
6	4	1/4"	19.6	11.4	30.2	PHN106
8	5	5/16"	20.6	12.6	30.2	PHN108
10	6	3/8"	23.2	14.2	32.0	PHN110
12	8	1/2"	27.5	19.0	34.0	PHN113
16	10	5/8"	31.0	22.3	37.0	PHN116
19	12	3/4"	36.0	25.0	42.5	PHN120
25	16	1"	42.8	30.5	50.5	PHN125
31	20	1.1/4"	51.0	37.6	59.0	PHN132

* DN = Nominal diameter, nominal size

Recommended use with:

Braided hose, two-layer, exceeds EN857 2SC, higher working pressures, KP 200 S

Page 42



Swage ferrule for braided hose, non-skive ferrule, steel

[www](http://www.hansa-flex.com) **...PHN200**

DN*	Size	Inch	D1 mm	D3 mm	LF mm	Item no.
5	3	3/16"	21.0	9.5	23.5	PHN204
6	4	1/4"	23.0	11.4	30.0	PHN206
8	5	5/16"	24.0	13.2	30.0	PHN208
10	6	3/8"	26.0	14.5	31.0	PHN210
12	8	1/2"	29.0	18.3	32.0	PHN213
16	10	5/8"	33.0	21.6	36.0	PHN216
19	12	3/4"	37.0	24.4	42.5	PHN220
25	16	1"	46.0	31.0	51.0	PHN225
31	20	1.1/4"	59.0	38.3	57.5	PHN232
38	24	1.1/2"	67.0	44.0	60.5	PHN240
51	32	2"	80.0	57.0	74.0	PHN250

* DN = Nominal diameter, nominal size

Recommended use with:

Braided hose, single-layer, EN853 1SN, HD 100

Page 32

Braided hose, two-layer, EN853 2SN, HD 200

Page 36

Braided hose, two-layer, EN857 2SC, KP 200

Page 39

Swage ferrule for KP100 Pilot, non-skive ferrule, steel

Ferrule type: non-skive ferrule
Material: Steel
Surface protection: electro galvanised

Note:
The ferrule assignment depends on the hose type.

www.hansa-flex.de ...PKN100

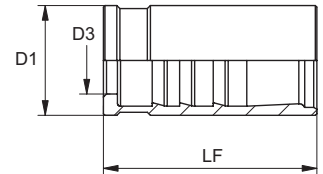
DN*	Size	Inch	D1	D3	LF	Item no.
			mm	mm		
6	4	1/4"	18.0	11.2	30.5	PKN106
8	5	5/16"	19.0	12.7	32.0	PKN108
10	6	3/8"	22.0	14.5	33.0	PKN110
12	8	1/2"	26.0	18.3	34.0	PKN113

* DN = Nominal diameter, nominal size

Recommended use with:

Braided hose, single-layer, smaller bend radius, KP 100 P


Page 34



Swage ferrule, non-skive ferrule

Ferrule type: non-skive ferrule
Material: Steel
Surface protection: electro galvanised
Suitable for: TE 200 B
 TE 200 RAIL

Note:
The ferrule assignment depends on the hose type.
 PHT204 for 2TE (TE200, TE200B)
 PHT304 for 3TE (TE300)



Swage ferrule for TE200, TE300, steel

www.hansa-flex.de ...PHT

DN*	Size	Inch	D1	D3	LF	Item no.
			mm	mm		
6	4	1/4"	19.0	11.6	28.0	PHT06
8	5	5/16"	22.3	12.6	30.2	PHT08
10	6	3/8"	23.0	14.9	29.5	PHT10
12	8	1/2"	27.0	18.5	31.0	PHT13
16	10	5/8"	32.0	21.8	33.0	PHT16
19	12	3/4"	35.0	24.6	37.5	PHT20
25	16	1"	42.0	30.8	45.5	PHT25
31	20	1.1/4"	48.0	37.9	55.0	PHT32
38	24	1.1/2"	57.2	44.2	63.2	PHT40
51	32	2"	76.0	56.8	78.5	PHT50

* DN = Nominal diameter, nominal size

Recommended use with:

Fuel hose with textile braiding, outer layer NBR / EPDM, smooth, SI 200 RME

...SI200RME

Textile hose, 2TE, EN854 2TE, TE 200 (2TE)

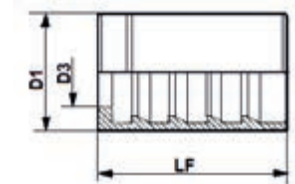
...TE200(2TE)

Textile hose, EN854 2TE, TE 200 B

Page 48

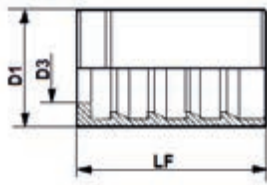
Textile hose, EN854 3TE, TE 300

Page 49



Swage ferrule for TE200, steel

www Q ...PHT200



DN*	Size	Inch	D1 mm	D3 mm	LF mm	Item no.
5	3	3/16"	17.0	9.8	27.3	PHT204

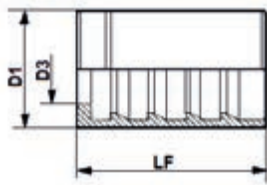
* DN = Nominal diameter, nominal size

Recommended use with:

Swage ferrule for TE200, TE300, steel, PHT	Page 161
Textile hose, EN854 2TE, TE 200 B	Page 48
Textile hose, EN854 2TE, EN 45545-2 approved (railway), TE 200 RAIL	Page 50

Swage ferrule for TE300, steel

www Q ...PHT300



DN*	Size	Inch	D1 mm	D3 mm	LF mm	Item no.
5	3	3/16"	18.6	9.8	27.3	PHT304

* DN = Nominal diameter, nominal size

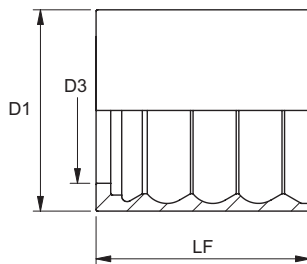
Recommended use with:

Textile hose, EN854 3TE, TE 300	Page 49
---------------------------------	---------

Swage ferrule for SGB100, steel

Ferrule type: non-skive ferrule
Material: Steel
Surface protection: electro galvanised

www Q ...PSGB100



DN*	Size	Inch	D1 mm	D3 mm	LF mm	Item no.
19	12	3/4"	39.5	25.0	35.0	PSGB120
25	16	1"	46.0	32.7	44.0	PSGB125
31	20	1.1/4"	55.0	39.8	58.5	PSGB132
38	24	1.1/2"	65.0	45.8	63.0	PSGB140
51	32	2"	75.0	59.8	78.0	PSGB150
60	38	2.3/8"	85.0	67.1	79.0	PSGB160
63	40	2.1/2"	87.0	72.0	82.0	PSGB163

* DN = Nominal diameter, nominal size

Recommended use with:

Suction hose, exceeds SAE 100 R4, SGB 100	Page 53
---	---------

Swage ferrule for SGD100, steel

Ferrule type: non-skive ferrule
Material: Steel
Surface protection: electro galvanised

[www](#)  ...PSGD100

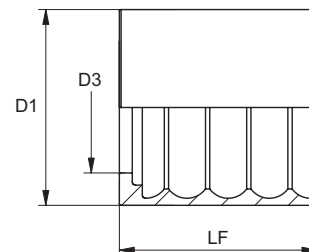
DN*	Size	Inch	D1	D3	LF	Item no.
			mm	mm		
25	16	1"	46.0	31.5	50.0	PSGD125
51	32	2"	80.0	58.0	80.0	PSGD150
63	40	2.1/2"	93.0	73.8	82.0	PSGD163
76	48	3"	108.0	85.5	80.0	PSGD176

* DN = Nominal diameter, nominal size

Recommended use with:

Suction and pressure hose, SGD 100

Page 55



2

Swage ferrule for SG100 RI, steel

Ferrule type: non-skive ferrule
Material: Steel
Surface protection: electro galvanised

[www](#)  ...PSG100RI

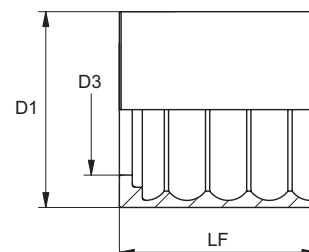
DN*	Size	Inch	D1	D3	LF	Item no.
			mm	mm		
51	32	2"	73.0	57.2	70.0	PSG150RI
60	38	2.1/2"	85.0	69.5	80.0	PSG160RI
76	48	3"	105.0	84.0	80.0	PSG176RI

* DN = Nominal diameter, nominal size

Recommended use with:

Suction hose, square corrugated cover, SG 100 RI

Page 54



Series PA 700

Metric series

2

Swage fitting Interlock, DKOL, light series, union nut, straight, steel

PA700AOL Page 166

Swage fitting Interlock, DKOL, light series, union nut, angle 45°, steel

PA700AOL45 Page 166

Swage fitting Interlock, DKOL, light series, union nut, angle 90°, steel

PA700AOL90 Page 166

Swage fitting Interlock, DKOS, heavy series, union nut, straight, steel

PA700AOS Page 167

Swage fitting Interlock, DKOS, heavy series, union nut, angle 45°, steel

PA700AOS45 Page 168

Swage fitting Interlock, DKOS, heavy series, union nut, angle 90°, steel

PA700AOS90 Page 168

Swage fitting Interlock, CEL, light series, male thread, straight, steel

PA700HL Page 169

Swage fitting Interlock, CES, heavy series, male thread, straight, steel

PA700HS Page 169

BSP

Swage fitting Interlock, DKOR, union nut, straight, steel

PA700AOB Page 170

Swage fitting Interlock, DKOR, union nut, angle 45°, steel

PA700AOB45 Page 170

Swage fitting Interlock, DKOR, union nut, angle 90°, steel

PA700AOB90 Page 171

Swage fitting Interlock, AGR male thread, straight, steel

PA700HB Page 171

NPT / NPTF

Swage fitting Interlock, NPT/F, male thread, straight, steel

PA700HN Page 172

JIC

Swage fitting Interlock, DKJ, union nut, straight, steel

PA700AJ Page 172

Swage fitting Interlock, DKJ with union nut, angle 45°, steel

PA700AJ45 Page 173

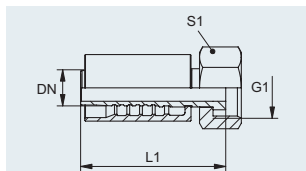
Swage fitting Interlock, DKJ with union nut, angle 90°, steel

PA700AJ90 Page 173

Swage fitting Interlock, AGJ male thread, straight, steel

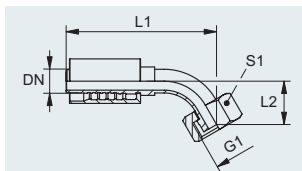
PA700HJ Page 173

ORFS



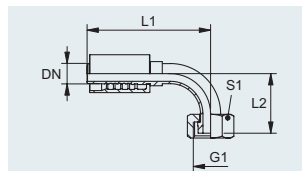
Swage fitting Interlock, for spiral hose, ORFS with union nut, straight, steel.

PA700AJF Page 174



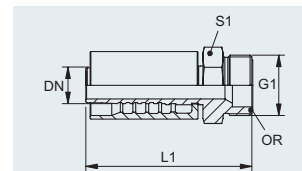
Swage fitting Interlock, for spiral hose, ORFS with union nut, angle 45°, steel.

PA700AJF45 Page 174



Swage fitting Interlock, for spiral hose, ORFS with union nut, angle 90°, steel.

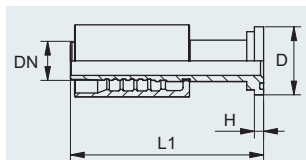
PA700AJF90 Page 175



Swage fitting Interlock, ORFS male thread, straight, steel

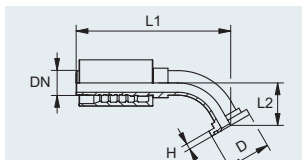
PA700HJOF Page 175

Flange



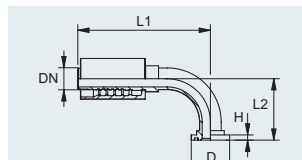
Swage fitting Interlock, SFL 3000 PSI flange, straight, steel

PA700SF Page 176



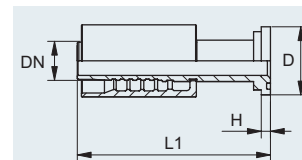
Swage fitting Interlock, SFL 3000 PSI flange, angle 45°, steel

PA700SF45 Page 176



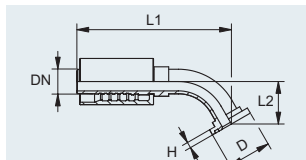
Swage fitting Interlock, SFL 3000 PSI flange, angle 90°, steel

PA700SF90 Page 177



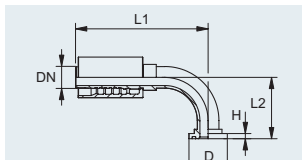
Swage fitting Interlock, SFS 6000 PSI flange, straight, steel

PA700SF6 Page 178



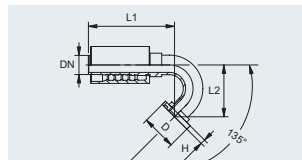
Swage fitting Interlock, SFS 6000 PSI flange, angle 45°, steel

PA700SF645 Page 179



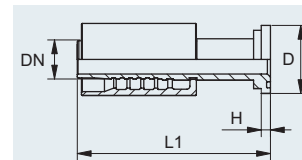
Swage fitting Interlock, SFS 6000 PSI flange, angle 90°, steel

PA700SF690 Page 179



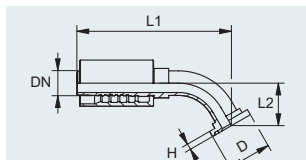
Swage fitting Interlock, SFS 6000 PSI flange, angle 135°, steel

PA700SF6135 Page 180



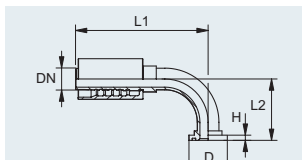
Swage fitting Interlock, SFS-CAT flange, straight, steel

PA700SF9 Page 181



Swage fitting Interlock, SFS-CAT flange, angle 45°, steel

PA700SF945 Page 182



Swage fitting Interlock, SFS-CAT flange, angle 90°, steel

PA700SF990 Page 182



Swage fitting Interlock, DKOL, 24°, metric, light series, union nut

Application: Swage fitting for
HD 500 only DN 19 and DN 25
HD 700
KP 600
KP 700

Connection 1: metric nut thread

Sealing form 1: 24° outer cone with O-ring

Series: light

Integration: Interlock

Material: Steel

Surface protection: electro galvanised

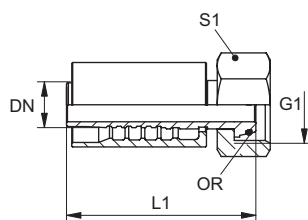
Standard: ISO 8434-1

Short code: DKOL

Scope of supply: swage nipple + swage ferrule



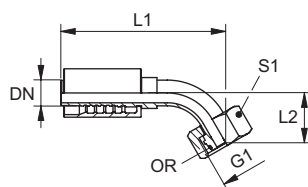
2



Swage fitting Interlock, DKOL, light series, union nut, straight, steel

[www.Q...PA700AOL](#)

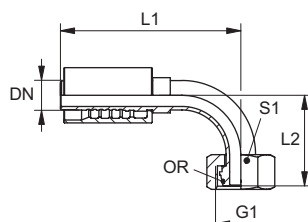
DN	Size	Inch	G1	Working pressure	For pipe outside Ø	L1	S1	OR	Item no.
10	6	3/8"	M 18 x 1.5	385	12	69.3	22	9.0 x 1.5	PA710AOL
12	8	1/2"	M 22 x 1.5	420	15	70.8	27	12.0 x 2.0	PA713AOL
16	10	5/8"	M 26 x 1.5	350	18	88.2	32	15.0 x 2.0	PA716AOL
16	10	5/8"	M 30 x 2	380	22	86.0	36	20.0 x 2.0	PA716AOL20



Swage fitting Interlock, DKOL, light series, union nut, angle 45°, steel

[www.Q...PA700AOL45](#)

DN	Size	Inch	G1	Working pressure	For pipe outside Ø	L1	L2	S1	OR	Item no.
10	6	3/8"	M 18 x 1.5	385	12	82.5	19.5	22	10.5 x 1.5	PA710AOL45
12	8	1/2"	M 22 x 1.5	420	15	93.5	21.0	27	12.0 x 2.0	PA713AOL45
16	10	5/8"	M 26 x 1.5	350	18	115.0	26.5	32	15.0 x 2.0	PA716AOL45



Swage fitting Interlock, DKOL, light series, union nut, angle 90°, steel

[www.Q...PA700AOL90](#)

DN	Size	Inch	G1	Working pressure	For pipe outside Ø	L1	L2	S1	OR	Item no.
10	6	3/8"	M 18 x 1.5	385	12	77.5	37.0	22	10.5 x 1.5	PA710AOL90
12	8	1/2"	M 22 x 1.5	420	15	85.5	42.0	27	12.0 x 2.0	PA713AOL90
16	10	5/8"	M 26 x 1.5	350	18	106.5	52.5	32	15.0 x 2.0	PA716AOL90

Swage fitting Interlock, DKOS, 24°, metric, heavy series, union nut

Application: Swage fitting for
HD 500 only DN 19 and DN 25
HD 700
KP 600
KP 700

Connection 1: metric nut thread

Sealing form 1: 24° outer cone with O-ring

Series: heavy

Integration: Interlock

Material: Steel

Surface protection: electro galvanised

Standard: ISO 8434-1

Short code: DKOS

Scope of supply: swage nipple + swage ferrule

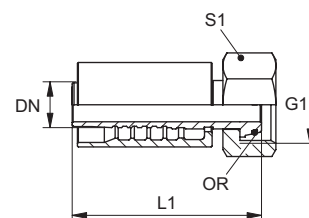


2

Swage fitting Interlock, DKOS, heavy series, union nut, straight, steel

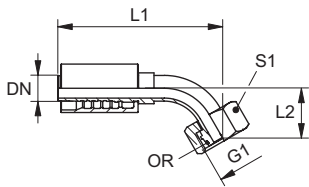
www.hansa-flex.de ...PA700AOS

DN	Size	Inch	G1	Working pressure	For pipe outside Ø	L1	S1	OR	Item no.
				bar	mm				
10	6	3/8"	M 20 x 1.5	630	12	66.3	24	10.0 x 1.5	PA710AOS08
10	6	3/8"	M 22 x 1.5	630	14	67.6	27	12.0 x 2.0	PA710AOS
12	8	1/2"	M 24 x 1.5	420	16	72.8	30	13.0 x 2.0	PA713AOS
12	8	1/2"	M 30 x 2	420	20	75.8	36	17.5 x 2.5	PA713AOS16
16	10	5/8"	M 24 x 1.5	420	16	83.5	30	13.0 x 2.0	PA716AOS13
16	10	5/8"	M 30 x 2	420	20	86.0	36	17.5 x 2.5	PA716AOS
16	10	5/8"	M 36 x 2	420	25	89.0	41	20.0 x 2.5	PA716AOS20
19	12	3/4"	M 30 x 2	420	20	96.0	36	16.0 x 2.5	PA720AOS16
19	12	3/4"	M 36 x 2	420	25	99.0	46	20.0 x 2.5	PA720AOS
19	12	3/4"	M 36 x 2	420	25	99.0	41	20.0 x 2.5	PA720AOSSW41
19	12	3/4"	M 42 x 2	420	30	100.0	50	25.0 x 2.5	PA720AOS25
25	16	1"	M 36 x 2	420	25	112.0	46	20.0 x 2.5	PA725AOS20
25	16	1"	M 42 x 2	420	30	113.0	50	25.0 x 2.5	PA725AOS
25	16	1"	M 52 x 2	420	38	131.0	60	33.0 x 2.5	PA725AOS32
31	20	1.1/4"	M 42 x 2	420	30	120.0	50	25.0 x 2.5	PA732AOS25
31	20	1.1/4"	M 52 x 2	420	38	124.5	60	33.0 x 2.5	PA732AOS
38	24	1.1/2"	M 52 x 2	420	38	136.5	60	33.0 x 2.5	PA740AOS32



Product versions:

Swage fitting Interlock, DKOS, heavy series, union nut, straight, stainless steel, PA ...PA700AOSVA
700 AOS VA



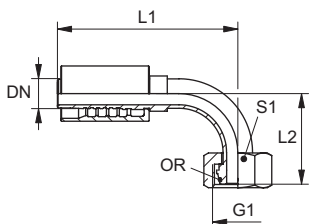
Swage fitting Interlock, DKOS, heavy series, union nut, angle 45°, steel

www  ...PA700AOS45

DN	Size	Inch	G1	Working pressure	For pipe outside Ø	L1	L2	S1	OR	Item no.
				bar	mm					
10	6	3/8"	M 20 x 1.5	630	12	81.5	17.7	24	10.0 x 1.5	PA710AOS0845
10	6	3/8"	M 22 x 1.5	630	14	94.2	21.0	27	12.0 x 2.0	PA710AOS45
12	8	1/2"	M 24 x 1.5	420	16	95.0	21.5	30	13.0 x 2.0	PA713AOS45
12	8	1/2"	M 30 x 2	420	20	108.0	27.0	36	17.5 x 2.5	PA713AOS1645
16	10	3/8"	M 30 x 2	420	20	118.0	27.0	36	17.5 x 2.5	PA716AOS45
19	12	3/4"	M 30 x 2	420	20	133.0	27.0	36	16.0 x 2.5	PA720AOS1645
19	12	3/4"	M 36 x 2	420	25	136.0	30.0	46	20.0 x 2.5	PA720AOS45
19	12	3/4"	M 36 x 2	420	25	136.0	30.0	41	20.0 x 2.5	PA720AOS45SW41
19	12	3/4"	M 42 x 2	420	30	142.0	35.0	50	27.0 x 2.5	PA720AOS2545
25	16	1"	M 36 x 2	420	25	156.5	34.5	41	20.0 x 2.5	PA725AOS2045
25	16	1"	M 42 x 2	420	30	164.0	34.5	50	25.0 x 2.5	PA725AOS45
25	16	1"	M 52 x 2	420	38	170.0	41.0	60	33.0 x 2.5	PA725AOS3245
31	20	1.1/4"	M 42 x 2	420	30	184.0	47.5	50	27.0 x 2.5	PA732AOS2545
31	20	1.1/4"	M 52 x 2	420	38	192.5	41.0	60	33.0 x 2.5	PA732AOS45

Product versions:

Swage fitting Interlock, DKOS, heavy series, union nut, angle 45°, stainless steel, ...PA700AOS45VA
PA 700 AOS 45 VA



Swage fitting Interlock, DKOS, heavy series, union nut, angle 90°, steel

www  ...PA700AOS90

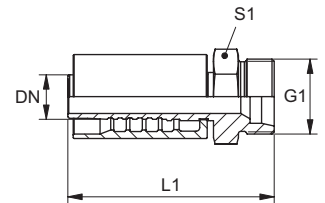
DN	Size	Inch	G1	Working pressure	For pipe outside Ø	L1	L2	S1	OR	Item no.
				bar	mm					
10	6	3/8"	M 20 x 1.5	630	12	77.6	36.0	24	10.0 x 1.5	PA710AOS0890
10	6	3/8"	M 22 x 1.5	630	14	71.7	41.0	27	12.0 x 2.0	PA710AOS90
12	8	1/2"	M 24 x 1.5	420	16	87.0	45.0	30	13.0 x 2.0	PA713AOS90
12	8	1/2"	M 30 x 2	420	20	86.5	49.5	36	17.5 x 2.5	PA713AOS1690
16	10	3/8"	M 30 x 2	420	20	106.5	49.5	36	17.5 x 2.5	PA716AOS90
19	12	3/4"	M 30 x 2	420	20	125.5	57.5	36	17.5 x 2.5	PA720AOS1690
19	12	3/4"	M 36 x 2	420	25	125.5	62.0	46	20.0 x 2.5	PA720AOS90
19	12	3/4"	M 36 x 2	420	25	125.5	62.0	41	20.0 x 2.5	PA720AOS90SW41
19	12	3/4"	M 42 x 2	420	30	129.0	71.5	50	25.0 x 2.5	PA720AOS2590
25	16	1"	M 36 x 2	420	25	144.0	71.0	46	20.0 x 2.5	PA725AOS2090
25	16	1"	M 42 x 2	420	30	157.5	72.5	50	25.0 x 2.5	PA725AOS90
25	16	1"	M 52 x 2	420	38	154.5	84.5	60	33.0 x 2.5	PA725AOS3290
31	20	1.1/4"	M 42 x 2	420	30	164.0	95.5	50	27.0 x 2.5	PA732AOS2590
31	20	1.1/4"	M 52 x 2	420	38	182.0	91.0	60	33.0 x 2.5	PA732AOS90

Product versions:

Swage fitting Interlock, DKOS, heavy series, union nut, angle 90°, stainless steel, ...PA700AOS90VA
PA 700 AOS 90 VA

Swage fitting Interlock, CEL, light series, male thread, straight, steel

Application:	Swage fitting for HD 500 only DN 19 and DN 25 HD 700 KP 600 KP 700
Connection 1:	metric cylindrical outer thread
Sealing form 1:	24° inner cone
Integration:	Interlock
Material:	Steel
Surface protection:	electro galvanised
Standard:	ISO 8434-1
Short code:	CEL / CES
Scope of supply:	swage nipple + swage ferrule



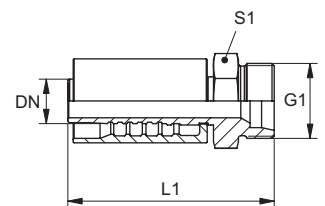
www Q ...PA700HL

Series	DN	Size	Inch	G1	Working pressure	For pipe outside Ø	L1	S1	Item no.
					bar	mm			
L	10	6	3/8"	M 18 x 1.5	385	12	65.8	19	PA710HL
L	12	8	1/2"	M 22 x 1.5	420	15	73.0	22	PA713HL
L	16	10	5/8"	M 26 x 1.5	350	18	85.6	27	PA716HL

2

Swage fitting Interlock, CES, heavy series, male thread, straight, steel

Application:	Swage fitting for HD 500 only DN 19 and DN 25 HD 700 KP 600 KP 700
Connection 1:	metric cylindrical outer thread
Sealing form 1:	24° inner cone
Integration:	Interlock
Material:	Steel
Surface protection:	electro galvanised
Standard:	ISO 8434-1
Short code:	CES
Scope of supply:	swage nipple + swage ferrule



www Q ...PA700HS

Series	DN	Size	Inch	G1	Working pressure	For pipe outside Ø	L1	S1	Item no.
					bar	mm			
S	10	6	3/8"	M 20 x 1.5	630	12	67.8	22	PA710HS08
S	10	6	3/8"	M 22 x 1.5	630	14	69.7	22	PA710HS
S	12	8	1/2"	M 24 x 1.5	420	16	75.0	24	PA713HS
S	16	10	5/8"	M 30 x 2	420	20	90.5	30	PA716HS
S	19	12	3/4"	M 30 x 2	420	20	97.0	32	PA720HS16
S	19	12	3/4"	M 36 x 2	420	25	99.0	41	PA720HS
S	25	16	1"	M 42 x 2	420	30	117.0	46	PA725HS
S	31	20	1.1/4"	M 52 x 2	420	38	126.0	55	PA732HS

Product versions:

Swage fitting Interlock, CES, heavy series, male thread, straight, stainless steel, PA ...PA700HSVA
700 HS VA



Swage fitting Interlock, DKOR, 60° BSP, with O-ring, union nut

Application: Swage fitting for
HD 500 only DN 19 and DN 25
HD 700
KP 600
KP 700

Connection 1: BSP nut thread

Sealing form 1: 60° outer cone with O-ring

Integration: Interlock

Material: Steel

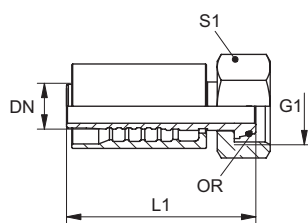
Surface protection: electro galvanised

Standard: ISO 8434-6
BS 5200

Short code: DKOR

Scope of supply: swage nipple + swage ferrule

2



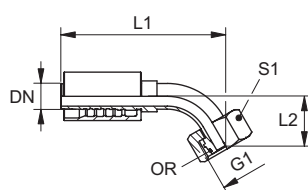
Swage fitting Interlock, DKOR, union nut, straight, steel

www Q ...PA700A0B

DN	Size	Inch	G1	Working pressure	L1	S1	OR	Item no.
				bar				
19	12	3/4"	G 3/4" -14	420	88.0	32	17.1 x 1.6	PA720A0B
25	16	1"	G 1" -11	420	102.5	41	22.1 x 1.6	PA725A0B
31	20	1.1/4"	G 1.1/4" -11	420	116.0	50	29.1 x 1.6	PA732A0B
38	24	1.1/2"	G 1.1/2" -11	420	133.5	55	35.1 x 1.6	PA740A0B
38	24	1.1/2"	G 2" -11	345	143.2	70	48.1 x 1.6	PA740A0B50

Product versions:

Swage fitting Interlock, DKOR, union nut, straight, stainless steel, PA 700 AOB VA ...PA700A0BVA



Swage fitting Interlock, DKOR, union nut, angle 45°, steel

www Q ...PA700A0B45

DN	Size	Inch	G1	Working pressure	L1	L2	S1	OR	Item no.
				bar					
19	12	3/4"	G 3/4" -14	420	140.0	34.5	32	17.1 x 1.6	PA720A0B45
25	16	1"	G 1" -11	420	169.5	39.0	41	22.1 x 1.6	PA725A0B45
31	20	1.1/4"	G 1.1/4" -11	420	201.0	51.5	50	29.1 x 1.6	PA732A0B45
38	24	1.1/2"	G 1.1/2" -11	420	235.0	60.0	60	35.1 x 1.6	PA740A0B45

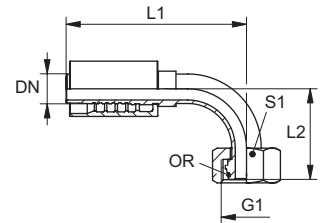
Product versions:

Swage fitting Interlock, DKOR, union nut, angle 45°, stainless steel, PA 700 AOB 45...PA700A0B45VA

Swage fitting Interlock, DKOR, union nut, angle 90°, steel

www Q ...PA700A0B90

DN	Size	Inch	G1	Working pressure		L1	L2	S1	OR	Item no.
				bar	mm					
19	12	3/4"	G 3/4" -14	420	127.5	68.2	32	17.1 x 1.6	PA720A0B90	
25	16	1"	G 1" -11	420	158.0	81.7	41	22.1 x 1.6	PA725A0B90	
31	20	1.1/4"	G 1.1/4" -11	420	182.0	106.5	50	29.1 x 1.6	PA732A0B90	
38	24	1.1/2"	G 1.1/2" -11	420	215.5	123.5	60	35.1 x 1.6	PA740A0B90	

**Product versions:**

Swage fitting Interlock, DKOR, union nut, angle 90°, stainless steel, PA 700 AOB 90 ...PA700A0B90VA

Swage fitting Interlock, AGR male thread, straight, steel

Application: Swage fitting for
HD 500 only DN 19 and DN 25
HD 700
KP 600
KP 700

Connection 1: BSP cylindrical external threads

Sealing form 1: 60° inner cone

Integration: Interlock

Material: Steel

Surface protection: electro galvanised

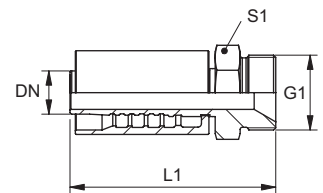
Standard: ISO 8434-6
BS 5200

Short code: AGR

Scope of supply: swage nipple + swage ferrule



2

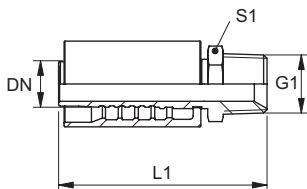


www Q ...PA700HB

DN	Size	Inch	G1	Working pressure		L1	S1	Item no.
				bar	mm			
19	12	3/4"	G 3/4" -14	420	97.5	32	PA720HB	
25	16	1"	G 1" -11	420	114.5	41	PA725HB	
31	20	1.1/4"	G 1.1/4" -11	420	125.5	50	PA732HB	
38	24	1.1/2"	G 1.1/2" -11	420	143.5	55	PA740HB	

Product versions:

Swage fitting Interlock, AGR male thread, straight, stainless steel, PA 700 HB VA ...PA700HBVA



Swage fitting Interlock, NPT/F, male thread, straight, steel

- Application:** Swage fitting for
HD 500 only DN 19 and DN 25
HD 700
KP 600
KP 700
- Connection 1:** NPT external threads
- Sealing form 1:** Thread seal, additional 60° inner cone.
- Integration:** Interlock
- Material:** Steel
- Surface protection:** electro galvanised
- Short code:** AGN
- Scope of supply:** swage nipple + swage ferrule

[www](http://www.hansa-flex.com) ...PA700HN

DN	Size	Inch	G1	Working pressure	L1	S1	Item no.
				bar			
19	12	3/4"	3/4" -14 NPT	210	98.0	27	PA720HN
25	16	1"	1" -11,5 NPT	170	116.0	36	PA725HN
31	20	1.1/4"	1.1/4" -11.5 NPT	150	124.5	46	PA732HN
38	24	1.1/2"	1.1/2" -11.5 NPT	140	139.5	50	PA740HN

Product versions:

Swage fitting Interlock, NPT/F, male thread, straight, stainless steel, PA 700 HN VA ...PA700HNVA

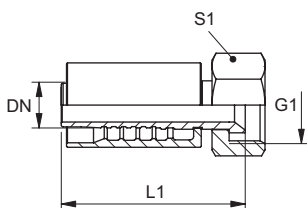
2



Swage fitting Interlock, DKJ, 37°, UN/UNF, with union nut

- Application:** Swage fitting for
HD 500 only DN 19 and DN 25
HD 700
KP 600
KP 700
- Connection 1:** UN/UNF nut threads
- Sealing form 1:** 74° inner cone
- Integration:** Interlock
- Material:** Steel
- Surface protection:** electro galvanised
- Standard:** ISO 8434-2
- Short code:** DKJ
- Scope of supply:** swage nipple + swage ferrule

Swage fitting Interlock, DKJ, union nut, straight, steel



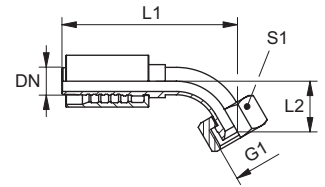
[www](http://www.hansa-flex.com) ...PA700AJ

DN	Size	Inch	G1	Working pressure	L1	Item no.
				bar		
12	8	1/2"	3/4" -16 UNF	350	67.4	PA713AJ
16	10	5/8"	7/8" -14 UNF	345	79.5	PA716AJ
16	10	5/8"	1.1/16" -12 UN	275	81.0	PA716AJ20

Swage fitting Interlock, DKJ with union nut, angle 45°, steel

www Q ...PA700AJ45

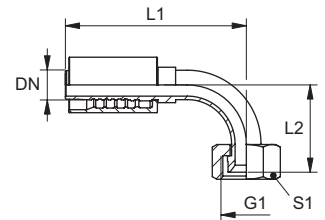
DN	Size	Inch	G1	Working pressure	L1	L2	Item no.
				bar	mm	mm	
12	8	1/2"	3/4" -16 UNF	345	92.8	21.5	PA713AJ45
16	10	5/8"	7/8" -14 UNF	345	116.5	25.0	PA716AJ45



Swage fitting Interlock, DKJ with union nut, angle 90°, steel

www Q ...PA700AJ90

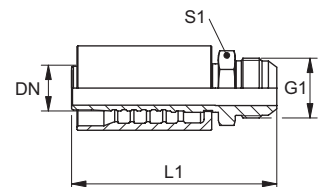
DN	Size	Inch	G1	Working pressure	L1	L2	Item no.
				bar	mm	mm	
12	8	1/2"	3/4" -16 UNF	345	87.0	43.5	PA713AJ90
16	10	5/8"	7/8" -14 UNF	345	109.0	51.0	PA716AJ90



2

Swage fitting Interlock, AGJ male thread, straight, steel

- Application:** Swage fitting for
HD 500 only DN 19 and DN 25
HD 700
KP 600
KP 700
- Connection 1:** UN/UNF external threads
- Sealing form 1:** 74° outer cone
- Integration:** Interlock
- Material:** Steel
- Surface protection:** electro galvanised
- Standard:** ISO 8434-2
- Short code:** AGJ
- Scope of supply:** swage nipple + swage ferrule



www Q ...PA700HJ

DN	Size	Inch	G1	Working pressure	L1	S1	Item no.
				bar	mm	mm	
19	12	3/4"	1.1/16" -12 UN	345	102.5	27	PA720HJ
25	16	1"	1.5/16" -12 UN	275	117.0	36	PA725HJ
31	20	1.1/4"	1.5/8" -12 UN	200	127.0	46	PA732HJ
38	24	1.1/2"	1.7/8" -12 UN	170	145.5	50	PA740HJ

Product versions:

Swage fitting Interlock, AGJ male thread, straight, stainless steel, PA 700 HJ VA ...PA700HJVA



Swage fitting Interlock, ORFS, flat seal, UN/UNF, union nut

Application: Swage fitting for
HD 500 only DN 19 and DN 25
HD 700
KP 600
KP 700

Connection 1: UN/UNF nut threads

Sealing form 1: flat seal

Integration: Interlock

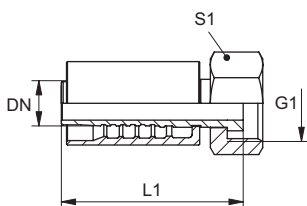
Material: Steel

Surface protection: electro galvanised

Standard: ISO 8434-3

Short code: ORFS

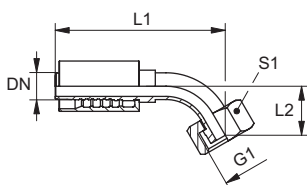
2



Swage fitting Interlock, for spiral hose, ORFS with union nut, straight, steel.

[www](http://www.hansa-flex.com) ...PA700AJF

DN	Size	Inch	G1	Working pressure	L1	S1	Item no.
				bar			
12	8	1/2"	13/16" -16 UN	413	65.8	24	PA713AJF
16	10	5/8"	1" -14 UNS	413	82.0	30	PA716AJF
16	10	5/8"	1.3/16" -12 UN	413	82.0	36	PA716AJF20
19	12	3/4"	1.3/16" -12 UN	413	94.5	36	PA720AJF
19	12	3/4"	1.7/16" -12 UN	413	98.0	41	PA720AJF25
25	16	1"	1.7/16" -12 UN	413	108.5	41	PA725AJF
25	16	1"	1.11/16" -12 UN	275	130.0	50	PA725AJF32
31	20	1.1/4"	1.11/16" -12 UN	275	115.5	50	PA732AJF
38	24	1.1/2"	2" -12 UN	275	127.5	60	PA740AJF



Swage fitting Interlock, for spiral hose, ORFS with union nut, angle 45°, steel.

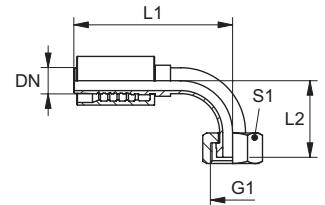
[www](http://www.hansa-flex.com) ...PA700AJF45

DN	Size	Inch	G1	Working pressure	L1	L2	S1	Item no.
				bar	mm	mm		
19	12	3/4"	1.3/16" -12 UN	413	133.0	26.5	36	PA720AJF45
25	16	1"	1.7/16" -12 UN	413	160.5	31.0	41	PA725AJF45
31	20	1.1/4"	1.11/16" -12 UN	275	178.0	34.0	50	PA732AJF45
38	24	1.1/2"	2" -12 UN	275	209.0	32.0	60	PA740AJF45

Swage fitting Interlock, for spiral hose, ORFS with union nut, angle 90°, steel.

[www](http://www.hansa-flex.de)  ...PA700AJF90

DN	Size	Inch	G1	Working pressure	L1	L2	S1	Item no.
				bar	mm	mm		
19	12	3/4"	1.3/16" -12 UN	413	126.0	56.0	36	PA720AJF90
25	16	1"	1.7/16" -12 UN	413	157.5	68.0	41	PA725AJF90
31	20	1.1/4"	1.11/16" -12 UN	275	171.5	76.0	50	PA732AJF90
38	24	1.1/2"	2" -12 UN	275	207.0	88.5	60	PA740AJF90

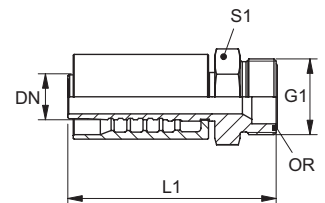


Swage fitting Interlock, ORFS male thread, straight, steel

Application:	Swage fitting for HD 500 only DN 19 and DN 25 HD 700 KP 600 KP 700
Connection 1:	UN/UNF external threads
Sealing form 1:	flat seal with O-ring
Integration:	Interlock
Material:	Steel
Surface protection:	electro galvanised
Standard:	ISO 8434-3
Short code:	ORFS
Scope of supply:	swage nipple + swage ferrule

[www](http://www.hansa-flex.de)  ...PA700HJOF

DN	Size	Inch	G1	Working pressure	L1	S1	OR	Item no.
				bar				
19	12	3/4"	1.3/16" -12 UN	413	101.0	32	18.77 x 1.78	PA720HJOF
25	16	1"	1.7/16" -12 UN	413	117.5	36	23.53 x 1.78	PA725HJOF





Swage fitting Interlock, SFL, SAE flange 3000 PSI

Application: Swage fitting for
HD 500 only DN 19 and DN 25
HD 700
KP 600
KP 700

Connection 1: SAE flange connection 3000 PSI

Sealing form 1: flat seal with SAE O-ring

Integration: Interlock

Material: Steel

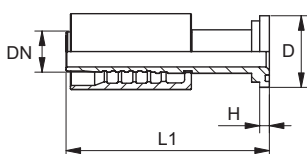
Surface protection: electro galvanised

Standard: ISO 6162-1
SAE J 518

Short code: SFL

Scope of supply: swage nipple + swage ferrule

2



Swage fitting Interlock, SFL 3000 PSI flange, straight, steel

[www](http://www.hansa-flex.com) ...PA700SF

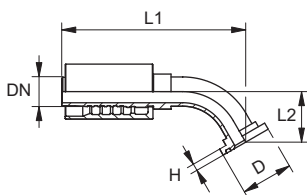
DN	Flange size	Size	Inch	Working pressure	D	H	L1	Item no.
				bar				
12	1/2"	8	1/2"	350	30.2	6.7	90.4	PA713SF
12	3/4"	8	1/2"	350	38.1	6.7	91.6	PA713SF20
16	3/4"	10	3/8"	350	38.1	6.7	102.6	PA716SF20
19	3/4"	12	3/4"	350	38.1	6.8	116.5	PA720SF
19	1"	12	3/4"	320	44.5	8.1	119.5	PA720SF25
25	3/4"	16	1"	320	38.1	6.8	132.0	PA725SF20
25	1"	16	1"	320	44.5	8.1	135.5	PA725SF
25	1.1/4"	16	1"	280	50.8	8.1	138.5	PA725SF32
31	1"	20	1.1/4"	280	44.5	8.1	145.0	PA732SF25
31	1.1/4"	20	1.1/4"	280	50.8	8.1	148.5	PA732SF
31	1.1/2"	20	1.1/4"	210	60.3	8.1	151.5	PA732SF40
38	1.1/2"	24	1.1/2"	210	60.3	8.1	166.5	PA740SF
38	2"	24	1.1/2"	210	71.4	9.6	169.5	PA740SF50

Product versions:

Swage fitting Interlock, SFL 3000 PSI flange, straight, stainless steel, PA 700 SF VA [...PA700SFVA](#)

Accessories:

- SAE flange halves, FH (3000 PSI) [...FH\(3000PSI\)](#)
- Seal for SAE and ISO flanges, FS [...FS](#)
- Hexagon socket head cap screw, SCHRAUBE M [...SCHRAUBEM](#)
- Hexagon head screw DIN 933 SK, SCHRAUBE M SK [...SCHRAUBEMSK](#)
- SAE flange clamp 3000 PSI, VF (3000 PSI) [...VF\(3000PSI\)](#)



Swage fitting Interlock, SFL 3000 PSI flange, angle 45°, steel

[www](http://www.hansa-flex.com) ...PA700SF45

DN	Flange size	Size	Inch	Working pressure	D	H	L1	L2	Item no.
				bar					
12	1/2"	8	1/2"	350	30.2	6.7	94.5	22.5	PA713SF45
12	3/4"	8	1/2"	350	38.1	6.7	126.0	26.5	PA713SF2045
19	3/4"	12	3/4"	350	38.1	6.8	132.5	27.5	PA720SF45
19	1"	12	3/4"	320	44.5	8.1	134.5	29.5	PA720SF2545
25	3/4"	16	1"	320	38.1	6.8	153.0	30.0	PA725SF2045





DN	Flange size	Size	Inch	Working pressure	D	H	L1	L2	Item no.
				bar					
25	1"	16	1"	320	44.5	8.1	159.0	28.5	PA725SF45
25	1.1/4"	16	1"	280	50.8	8.1	161.0	30.5	PA725SF3245
31	1"	20	1.1/4"	280	44.5	8.1	171.0	34.5	PA732SF2545
31	1.1/4"	20	1.1/4"	280	50.8	8.1	181.5	34.5	PA732SF45
31	1.1/2"	20	1.1/4"	210	60.3	8.1	187.0	37.5	PA732SF4045
38	1.1/2"	24	1.1/2"	210	60.3	8.1	212.5	41.5	PA740SF45
38	2"	24	1.1/2"	210	71.4	9.6	233.5	58.5	PA740SF5045

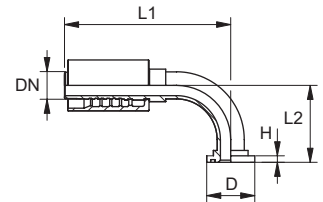
Product versions:

Swage fitting Interlock, SFL 3000 PSI flange, angle 45°, stainless steel, PA 700 SF ...PA700SF45VA
45 VA

Accessories:

SAE flange halves, FH (3000 PSI)	...FH(3000PSI)
Seal for SAE and ISO flanges, FS	...FS
Hexagon socket head cap screw, SCHRAUBE M	...SCHRAUBEM
Hexagon head screw DIN 933 SK, SCHRAUBE M SK	...SCHRAUBEMSK
SAE flange clamp 3000 PSI, VF (3000 PSI)	...VF(3000PSI)

Swage fitting Interlock, SFL 3000 PSI flange, angle 90°, steel


...PA700SF90


DN	Flange size	Size	Inch	Working pressure	D	H	L1	L2	Item no.
				bar					
12	1/2"	8	1/2"	350	30.2	6.7	85.9	45.0	PA713SF90
12	3/4"	8	1/2"	350	38.1	6.7	96.0	51.0	PA713SF2090
19	3/4"	12	3/4"	350	38.1	6.8	127.5	58.0	PA720SF90
19	3/4"	12	3/4"	350	38.1	6.8	127.5	95.0	PA720SF90L95
19	3/4"	12	3/4"	350	38.1	6.8	127.5	100.0	PA720SF90L100
19	3/4"	12	3/4"	350	38.1	6.8	127.5	120.0	PA720SF90L120
19	1"	12	3/4"	320	44.5	8.1	127.5	61.0	PA720SF2590
19	1"	12	3/4"	320	44.5	8.1	127.5	82.0	PA720SF2590L82
25	3/4"	16	1"	320	38.1	6.8	144.0	64.5	PA725SF2090
25	1"	16	1"	320	44.5	8.1	158.0	67.0	PA725SF90
25	1.1/4"	16	1"	280	50.8	8.1	158.0	69.5	PA725SF3290
31	1"	20	1.1/4"	280	44.5	8.1	163.0	75.0	PA732SF2590
31	1.1/4"	20	1.1/4"	280	50.8	8.1	180.5	79.5	PA732SF90
31	1.1/2"	20	1.1/4"	210	60.3	8.1	182.0	87.0	PA732SF4090
38	1.1/4"	24	1.1/2"	280	50.8	8.1	190.5	93.0	PA740SF3290
38	1.1/2"	24	1.1/2"	210	60.3	8.1	208.5	99.0	PA740SF90
38	2"	24	1.1/2"	210	71.4	9.6	218.0	104.0	PA740SF5090

Product versions:

Swage fitting Interlock, SFL 3000 PSI flange, angle 90°, stainless steel, PA 700 SF ...PA700SF90VA
90 VA

Accessories:

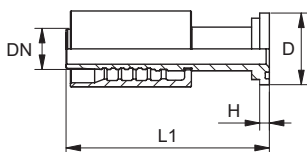
SAE flange halves, FH (3000 PSI)	...FH(3000PSI)
Seal for SAE and ISO flanges, FS	...FS
Hexagon socket head cap screw, SCHRAUBE M	...SCHRAUBEM
Hexagon head screw DIN 933 SK, SCHRAUBE M SK	...SCHRAUBEMSK
SAE flange clamp 3000 PSI, VF (3000 PSI)	...VF(3000PSI)



Swage fitting Interlock, SFS, SAE flange 6000 PSI

- Connection 1:** SAE flange connection 6000 PSI
- Sealing form 1:** flat seal with SAE O-ring
- Integration:** Interlock
- Material:** Steel
- Surface protection:** electro galvanised
- Standard:** SAE J 518
ISO 6162-2
- Short code:** SFS
- Scope of supply:** swage nipple + swage ferrule

2



Swage fitting Interlock, SFS 6000 PSI flange, straight, steel

- Application:** Swage fitting for
HD 500 only DN 19 and DN 25
HD 700
KP 600
KP 700

...PA700SF6

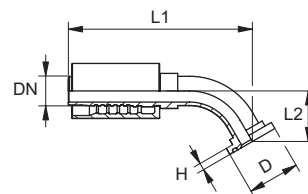
DN	Flange size	Size	Inch	Working pressure	D	H	L1	Item no.
				bar				
12	1/2"	8	1/2"	420	31.8	7.7	90.4	PA713SF6
12	3/4"	8	1/2"	420	41.3	8.8	93.9	PA713SF620
16	1/2"	10	5/8"	420	31.8	7.7	108.0	PA716SF613
16	3/4"	10	5/8"	420	41.3	8.8	102.0	PA716SF620
16	1"	10	5/8"	420	47.6	9.5	103.0	PA716SF625
19	3/4"	12	3/4"	420	41.3	8.8	124.5	PA720SF6
19	1"	12	3/4"	420	47.6	9.6	129.0	PA720SF625
25	3/4"	16	1"	420	41.3	8.8	134.0	PA725SF620
25	1"	16	1"	420	47.6	9.6	146.5	PA725SF6
25	1.1/4"	16	1"	420	54.0	10.4	151.0	PA725SF632
31	1"	20	1.1/4"	420	47.6	9.6	149.0	PA732SF625
31	1.1/4"	20	1.1/4"	420	54.0	10.5	162.5	PA732SF6
31	1.1/2"	20	1.1/4"	420	63.5	12.7	167.0	PA732SF640
38	1.1/4"	24	1.1/2"	420	54.0	10.4	162.0	PA740SF632
38	1.1/2"	24	1.1/2"	420	63.5	12.7	183.5	PA740SF6
38	2"	24	1.1/2"	420	79.4	12.7	188.0	PA740SF650

Product versions:

Swage fitting Interlock, SFS 6000 PSI flange, straight, stainless steel, PA 700 SF6 VA ...**PA700SF6VA**

Swage fitting Interlock, SFS 6000 PSI flange, angle 45°, steel

Application: Swage fitting for
 HD 500 only DN 19 and DN 25
 HD 700
 KP 600
 KP 700



[www](http://www.hansa-flex.de) ...PA700SF645

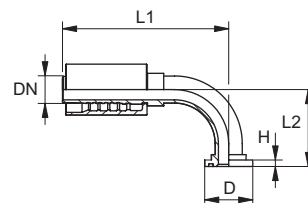
DN	Flange size	Size	Inch	Working pressure	D	H	L1	L2	Item no.
				bar					
12	1/2"	8	1/2"	420	31.8	7.7	95.5	23.0	PA713SF645
12	3/4"	8	1/2"	420	41.3	8.8	99.9	23.0	PA713SF62045
16	1/2"	10	5/8"	420	31.8	7.7	114.0	21.5	PA716SF61345
16	3/4"	10	5/8"	420	41.3	8.8	117.5	25.0	PA716SF62045
16	1"	10	5/8"	420	47.6	9.5	121.0	29.0	PA716SF62545
19	3/4"	12	3/4"	420	41.3	8.8	135.5	30.0	PA720SF645
19	3/4"	12	3/4"	420	41.3	8.8	217.0	52.0	PA720SF645L52
19	3/4"	12	3/4"	420	41.3	8.8	252.0	75.0	PA720SF645L75
19	3/4"	12	3/4"	420	41.3	8.8	268.0	100.0	PA720SF645L100
19	1"	12	3/4"	420	47.6	9.6	139.5	34.5	PA720SF62545
25	3/4"	16	1"	420	41.3	8.8	164.0	36.5	PA725SF62045
25	1"	16	1"	420	47.6	9.6	164.0	33.5	PA725SF645
25	1.1/4"	16	1"	420	54.0	10.4	169.0	38.5	PA725SF63245
31	1"	20	1.1/4"	420	47.6	9.6	175.5	38.0	PA732SF62545
31	1.1/4"	20	1.1/4"	420	54.0	10.4	191.0	41.5	PA732SF645
31	1.1/2"	20	1.1/4"	420	63.5	12.6	197.0	47.5	PA732SF64045
38	1.1/4"	24	1.1/2"	420	54.0	10.4	217.5	51.5	PA740SF63245
38	1.1/2"	24	1.1/2"	420	63.5	12.6	222.0	49.0	PA740SF645
38	2"	24	1.1/2"	420	79.4	12.6	236.0	61.0	PA740SF65045

Product versions:

Swage fitting Interlock, SFS 6000 PSI flange, angle 45°, stainless steel, PA 700 SF6...PA700SF645VA 45 VA

Swage fitting Interlock, SFS 6000 PSI flange, angle 90°, steel

Application: Swage fitting for
 HD 500 only DN 19 and DN 25
 HD 700
 KP 600
 KP 700



[www](http://www.hansa-flex.de) ...PA700SF690

DN	Flange size	Size	Inch	Working pressure	D	H	L1	L2	Item no.
				bar					
12	1/2"	8	1/2"	420	31.8	7.7	86.0	46.0	PA713SF690
12	3/4"	8	1/2"	420	41.3	8.8	92.5	46.0	PA713SF62090
16	1/2"	10	5/8"	420	31.8	7.7	108.0	48.0	PA716SF61390
16	3/4"	10	5/8"	420	41.3	8.8	107.5	52.5	PA716SF62090
16	1"	10	5/8"	420	47.6	9.5	108.0	57.0	PA716SF62590
19	1/2"	12	3/4"	420	31.8	7.8	117.0	80.0	PA720SF61390L80
19	1/2"	12	3/4"	420	31.8	7.8	117.0	100.0	PA720SF61390L100
19	3/4"	12	3/4"	420	41.3	8.8	127.5	62.0	PA720SF690
19	3/4"	12	3/4"	420	41.3	8.8	127.5	52.0	PA720SF690L52
19	3/4"	12	3/4"	420	41.3	8.8	127.5	80.0	PA720SF690L80
19	3/4"	12	3/4"	420	41.3	8.8	127.5	85.0	PA720SF690L85
19	3/4"	12	3/4"	420	41.3	8.8	127.5	100.0	PA720SF690L100
19	3/4"	12	3/4"	420	41.3	8.8	127.5	150.0	PA720SF690L150
19	1"	12	3/4"	420	47.6	9.6	127.5	63.5	PA720SF62590
19	1.1/4"	12	3/4"	420	54.0	10.4	125.0	69.0	PA720SF63290



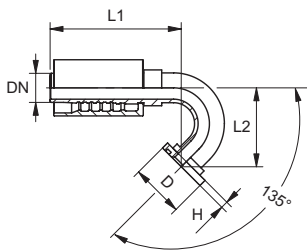


DN	Flange size	Size	Inch	Working pressure	D	H	L1	L2	Item no.
				bar					
25	3/4"	16	1"	420	41.3	8.8	152.5	70.5	PA725SF62090
25	1"	16	1"	420	47.6	9.6	158.0	74.0	PA725SF690
25	1"	16	1"	420	47.6	9.6	158.0	100.0	PA725SF690L100
25	1"	16	1"	420	47.6	9.6	158.0	200.0	PA725SF690L200
25	1.1/4"	16	1"	420	54.0	10.4	156.0	83.5	PA725SF63290
31	1"	20	1.1/4"	420	47.6	9.6	173.0	95.0	PA732SF62590
31	1.1/4"	20	1.1/4"	420	54.0	10.4	182.0	93.0	PA732SF690
31	1.1/4"	20	1.1/4"	420	54.0	10.4	182.0	120.0	PA732SF690L120
31	1.1/2"	20	1.1/4"	420	63.5	12.6	182.0	101.5	PA732SF64090
38	1.1/4"	24	1.1/2"	420	54.0	10.3	193.0	100.0	PA740SF63290
38	1.1/2"	24	1.1/2"	420	63.5	12.6	213.5	110.0	PA740SF690
38	2"	24	1.1/2"	420	79.4	12.6	215.5	126.0	PA740SF65090

Product versions:

Swage fitting Interlock, SFS 6000 PSI flange, angle 90°, stainless steel, PA 700 SF6 ...**PA700SF690VA**
90 VA

2



Swage fitting Interlock, SFS 6000 PSI flange, angle 135°, steel

Application: Swage fitting for
HD 500 only DN 19 and DN 25
HD 700
KP 600
KP 700

[www](http://www.hansa-flex.com)  ...**PA700SF6135**

DN	Flange size	Size	Inch	Working pressure	D	H	L1	L2	Item no.
				bar					
25	1"	16	1"	420	47.6	9.5	170.0	100.0	PA725SF6135

Swage fitting Interlock, SFS, SAE flange 6000 PSI / 9000 PSI CAT

Application:	Swage fitting for HD 500 only DN 19 and DN 25 HD 700 KP 600 KP 700
Connection 1:	SAE flange connection 6000 PSI
Sealing form 1:	flat seal with SAE O-ring
Integration:	Interlock
Material:	Steel
Surface protection:	electro galvanised
Short code:	SFS-CAT
Scope of supply:	swage nipple + swage ferrule
Suitable for:	Caterpillar

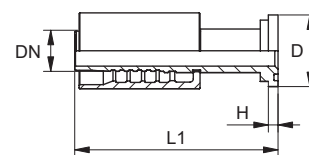


2

Swage fitting Interlock, SFS-CAT flange, straight, steel

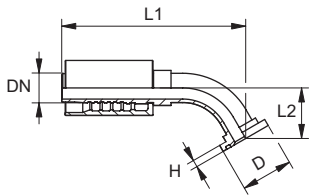
www Q ...PA700SF9

DN	Flange size	Size	Inch	Working pressure	D	H	L1	Item no.
				bar				
19	3/4"	12	3/4"	420	41.3	14.6	130.0	PA720SF9
19	1"	12	3/4"	420	47.6	14.6	133.5	PA720SF925
25	3/4"	16	1"	420	41.3	14.6	137.0	PA725SF920
25	1"	16	1"	420	47.6	14.6	150.0	PA725SF9
25	1.1/4"	16	1"	420	54.0	14.6	155.0	PA725SF932
31	1"	20	1.1/4"	420	47.6	14.6	150.0	PA732SF925
31	1.1/4"	20	1.1/4"	420	54.0	14.6	166.5	PA732SF9
31	1.1/2"	20	1.1/4"	420	63.5	14.6	168.5	PA732SF940
38	1.1/2"	24	1.1/2"	420	63.5	14.6	185.0	PA740SF9



Accessories:

Seal for SAE and ISO flanges, FS	...FS
Hexagon socket head cap screw, SCHRAUBE M	...SCHRAUBEM
Hexagon head screw DIN 933 SK, SCHRAUBE M SK	...SCHRAUBEMSK
Flange halves 6000 PSI (CAT), SFH (6000 PSI) CAT	...SFH(6000PSI)CAT



Swage fitting Interlock, SFS-CAT flange, angle 45°, steel

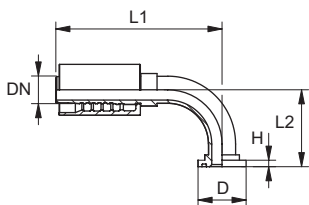
www ...PA700SF945

DN	Flange size	Size	Inch	Working pressure	D	H	L1	L2	Item no.
				bar					
19	1"	12	3/4"	420	47.6	14.2	143.0	37.5	PA720SF92545
19	3/4"	12	3/4"	420	41.3	14.2	139.0	34.0	PA720SF945
25	3/4"	16	1"	420	41.3	14.2	157.0	35.0	PA725SF92045
25	1.1/4"	16	1"	420	54.0	14.2	172.0	41.5	PA725SF93245
25	1"	16	1"	420	47.6	14.2	167.0	36.5	PA725SF945
31	1"	20	1.1/4"	420	47.6	14.2	187.0	45.0	PA732SF92545
31	1.1/2"	20	1.1/4"	420	63.5	14.2	198.0	48.5	PA732SF94045
31	1.1/4"	20	1.1/4"	420	54.0	14.2	194.0	44.5	PA732SF945
38	1.1/2"	24	1.1/2"	420	63.5	14.2	224.0	51.0	PA740SF945

Accessories:

Seal for SAE and ISO flanges, FS	...FS
Hexagon socket head cap screw, SCHRAUBE M	...SCHRAUBEM
Hexagon head screw DIN 933 SK, SCHRAUBE M SK	...SCHRAUBEMSK
Flange halves 6000 PSI (CAT), SFH (6000 PSI) CAT	...SFH(6000PSI)CAT

2



Swage fitting Interlock, SFS-CAT flange, angle 90°, steel

www ...PA700SF990

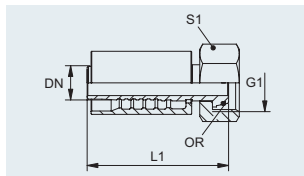
DN	Flange size	Size	Inch	Working pressure	D	H	L1	L2	Item no.
				bar					
19	1"	12	3/4"	420	47.6	14.2	127.5	72.5	PA720SF92590
19	3/4"	12	3/4"	420	41.3	14.2	127.5	67.5	PA720SF990
25	3/4"	16	1"	420	41.3	14.2	144.0	83.5	PA725SF92090
25	1.1/4"	16	1"	420	54.0	14.2	158.0	85.0	PA725SF93290
25	1"	16	1"	420	47.6	14.2	158.0	78.5	PA725SF990
31	1"	20	1.1/4"	420	47.6	14.2	172.5	95.5	PA732SF92590
31	1.1/2"	20	1.1/4"	420	63.5	14.2	182.0	103.0	PA732SF94090
31	1.1/4"	20	1.1/4"	420	54.0	14.2	182.0	97.0	PA732SF990
38	1.1/2"	24	1.1/2"	420	63.5	14.1	214.0	111.5	PA740SF990

Accessories:

Seal for SAE and ISO flanges, FS	...FS
Hexagon socket head cap screw, SCHRAUBE M	...SCHRAUBEM
Hexagon head screw DIN 933 SK, SCHRAUBE M SK	...SCHRAUBEMSK
Flange halves 6000 PSI (CAT), SFH (6000 PSI) CAT	...SFH(6000PSI)CAT

Series PA 500

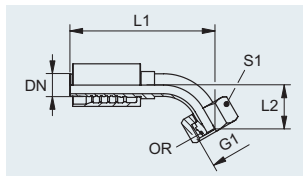
Metric series



Swage fitting Interlock, DKOL, light series, union nut, straight, steel

PA500AOLA

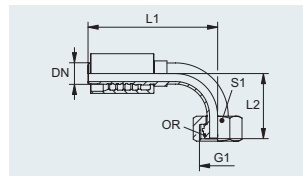
Page 185



Swage fitting Interlock, DKOL, light series, union nut, angle 45°, steel

PA500AOL45A

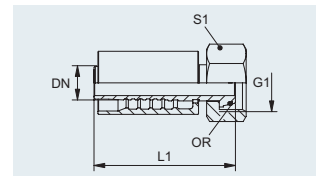
Page 185



Swage fitting Interlock, DKOL, light series, union nut, angle 90°, steel

PA500AOL90A

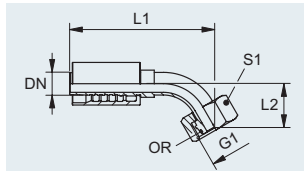
Page 186



Swage fitting Interlock, DKOS, heavy series, union nut, straight, steel

PA500AOSA

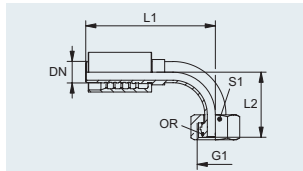
Page 186



Swage fitting Interlock, DKOS, heavy series, union nut, angle 45°, steel

PA500AOS45A

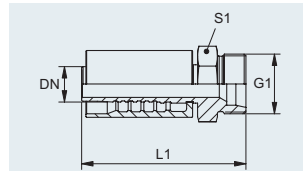
Page 187



Swage fitting Interlock, DKOS, heavy series, union nut, angle 90°, steel

PA500AOS90A

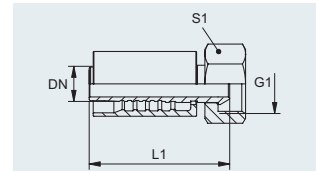
Page 187



Swage fitting Interlock, CES, heavy series, male thread, straight, steel

PA500HSA

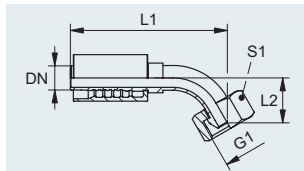
Page 187



Swage fitting, DKM very light series, union nut, straight, steel

PA500AA

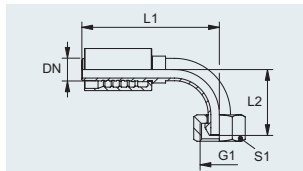
Page 188



Swage fitting Interlock, DKM very light series, union nut, angle 45°, steel

PA500A45A

Page 188

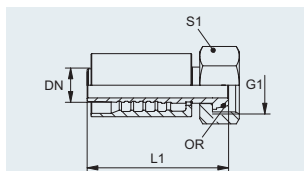


Swage fitting Interlock, DKM very light series, union nut, angle 90°, steel

PA500A90A

Page 188

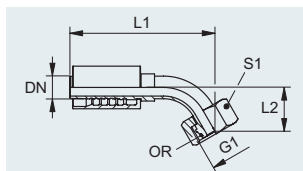
BSP



Swage fitting Interlock, DKOR, union nut, straight, steel

PA500AOBA

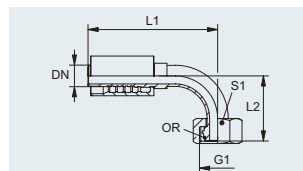
Page 189



Swage fitting Interlock, DKOR, union nut, angle 45°, steel

PA500AOB45A

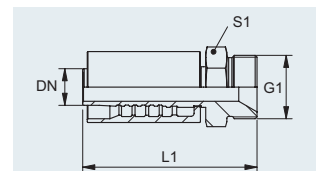
Page 189



Swage fitting Interlock, DKOR, union nut, angle 90°, steel

PA500AOB90A

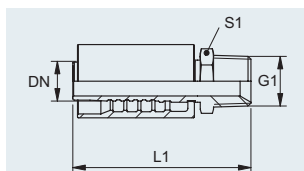
Page 189



Swage fitting Interlock, AGR male thread, straight, steel

PA500HBA

Page 190



Swage fitting Interlock, NPT/F, male thread, straight, steel

PA500HNA

Page 190

JIC

Swage fitting Interlock for spiral hose, DKOJ, union nut, straight, steel

PA500AOJA Page 191

Swage fitting Interlock, DKOJ, union nut, angle 45°, steel

PA500AOJ45A Page 191

Swage fitting Interlock, DKOJ, union nut, angle 90°, steel

PA500AOJ90A Page 191

Swage fitting Interlock, AGJ male thread, straight, steel

PA500HJA Page 192

ORFS

Swage fitting Interlock, ORFS with union nut, straight, steel

PA500AJFA Page 192

Swage fitting Interlock, ORFS with union nut, angle 45°, steel

PA500AJF45A Page 192

Swage fitting Interlock, ORFS with union nut, angle 90°, steel

PA500AJF90A Page 193

Flange

Swage fitting Interlock, SFL 3000 PSI flange, straight, steel

PA500SFA Page 193

Swage fitting Interlock, SFL 3000 PSI flange, angle 45°, steel

PA500SF45A Page 194

Swage fitting Interlock, SFL 3000 PSI flange, angle 90°, steel

PA500SF90A Page 194

Swage fitting Interlock, SFS 6000 PSI flange, straight, steel

PA500SF6A Page 195

Swage fitting Interlock, SFS 6000 PSI flange, angle 45°, steel

PA500SF645A Page 196

Swage fitting Interlock, SFS 6000 PSI flange, angle 90°, steel

PA500SF690A Page 196

Swage fitting Interlock, SFS-CAT flange, straight, steel

PA500SF9A Page 197

Swage fitting Interlock, SFS-CAT flange, angle 45°, steel

PA500SF945A Page 197

Swage fitting Interlock, SFS-CAT flange, angle 90°, steel

PA500SF990A Page 198

2

Swage fitting Interlock, DKOL, 24°, metric, light series, union nut

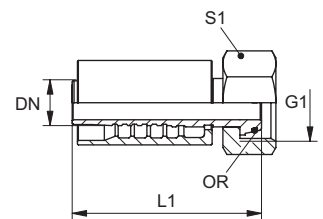
Application:	Swage fitting for HD 500 KP 600 only DN31
Connection 1:	metric nut thread
Sealing form 1:	24° outer cone with O-ring
Integration:	Interlock
Material:	Steel
Surface protection:	electro galvanised
Standard:	ISO 8434-1
Short code:	DKOL
Scope of supply:	swage nipple + swage ferrule



Swage fitting Interlock, DKOL, light series, union nut, straight, steel

[www](http://www.hansa-flex.de)  ...PA500AOLA

DN	Size	Inch	G1	Working pressure	For pipe outside Ø	L1	S1	OR	Item no.
				bar	mm	mm			
31	20	1.1/4"	M 45 x 2	210	35	122.5	50	32.0 x 2.5	PA532AOLA
38	24	1.1/2"	M 52 x 2	160	42	133.5	60	38.0 x 2.5	PA540AOLA



2

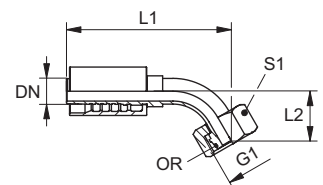
Product versions:

Swage fitting Interlock, DKOL, light series, union nut, straight, stainless steel, PA 500 ...PA500AOLVA
AOL VA

Swage fitting Interlock, DKOL, light series, union nut, angle 45°, steel

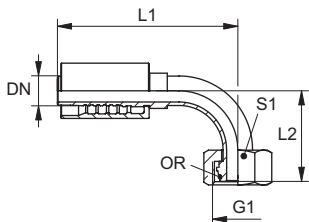
[www](http://www.hansa-flex.de)  ...PA500AOL45A

DN	Size	Inch	G1	Working pressure	For pipe outside Ø	L1	L2	S1	OR	Item no.
				bar	mm	mm	mm			
31	20	1.1/4"	M 45 x 2	210	35	194.0	47.0	50	32.0 x 2.5	PA532AOL45A
38	24	1.1/2"	M 52 x 2	160	42	210.0	48.0	60	38.0 x 2.5	PA540AOL45A



Product versions:

Swage fitting Interlock, DKOL, light series, union nut, angle 45°, stainless steel, PA ...PA500AOL45VA
500 AOL 45 VA



Swage fitting Interlock, DKOL, light series, union nut, angle 90°, steel

[www](#) ...PA500AOL90A

DN	Size	Inch	G1	Working pressure	For pipe outside Ø	L1	L2	S1	OR	Item no.
				bar	mm	mm	mm			
31	20	1.1/4"	M 45 x 2	210	35	170.0	88.0	50	32.0 x 2.5	PA532AOL90A
38	24	1.1/2"	M 52 x 2	160	42	193.0	99.0	60	38.0 x 2.5	PA540AOL90A

Product versions:

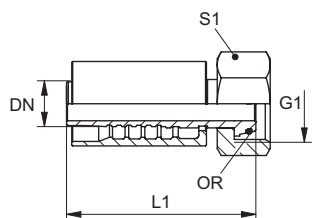
Swage fitting Interlock, DKOL, light series, union nut, angle 90°, stainless steel, PA ...PA500AOL90VA
500 AOL 90 VA

2



Swage fitting Interlock, DKOS, 24°, metric, heavy series, union nut

- Application:** Swage fitting for HD 500
KP 600 only DN31
- Connection 1:** metric nut thread
- Sealing form 1:** 24° outer cone with O-ring
- Integration:** Interlock
- Material:** Steel
- Surface protection:** electro galvanised
- Standard:** ISO 8434-1
- Short code:** DKOS
- Scope of supply:** swage nipple + swage ferrule



Swage fitting Interlock, DKOS, heavy series, union nut, straight, steel

[www](#) ...PA500AOSA

DN	Size	Inch	G1	Working pressure	For pipe outside Ø	L1	S1	OR	Item no.
				bar	mm	mm			
31	20	1.1/4"	M 42 x 2	420	30	0	50	25.0 x 2.5	PA532AOS25A
31	20	1.1/4"	M 52 x 2	420	38	124.5	60	33.0 x 2.5	PA532AOSA

Product versions:

Swage fitting Interlock, DKOS, heavy series, union nut, straight, stainless steel, PA ...PA500AOSVA
500 AOS VA

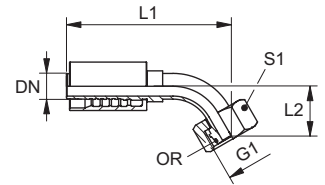
Swage fitting Interlock, DKOS, heavy series, union nut, angle 45°, steel

www.hansa-flex.de ...PA500AOS45A

DN	Size	Inch	G1	Working pressure	For pipe outside Ø	L1	L2	S1	OR	Item no.
				bar						
31	20	1"	M 42 x 2	420	30	175.0	39.5	50	27.0 x 2.5	PA532AOS2545A
31	20	1.1/4"	M 52 x 2	420	38	192.5	41.0	60	33.0 x 2.5	PA532AOS45A

Product versions:

Swage fitting Interlock, DKOS, heavy series, union nut, angle 45°, stainless steel, ...PA500AOS45VA
PA 500 AOS 45 VA



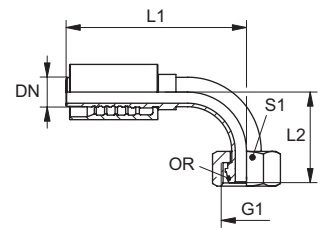
Swage fitting Interlock, DKOS, heavy series, union nut, angle 90°, steel

www.hansa-flex.de ...PA500AOS90A

DN	Size	Inch	G1	Working pressure	For pipe outside Ø	L1	L2	S1	OR	Item no.
				bar						
31	20	1.1/4"	M 42 x 2	420	30	162.0	82.0	50	27.0 x 2.5	PA532AOS2590A
31	20	1.1/4"	M 52 x 2	420	38	182.0	91.0	60	33.0 x 2.5	PA532AOS90A

Product versions:

Swage fitting Interlock, DKOS, heavy series, union nut, angle 90°, stainless steel, ...PA500AOS90VA
PA 500 AOS 90 VA



2

Swage fitting Interlock, CES, heavy series, male thread, straight, steel

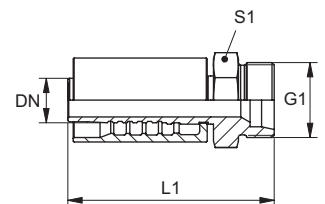
Application:	Swage fitting for HD 500 KP 600 only DN31
Connection 1:	metric cylindrical outer thread
Sealing form 1:	24° inner cone
Integration:	Interlock
Material:	Steel
Surface protection:	electro galvanised
Standard:	ISO 8434-1
Short code:	CES
Scope of supply:	swage nipple + swage ferrule

www.hansa-flex.de ...PA500HSA

Series	DN	Size	Inch	G1	Working pressure	For pipe outside Ø	L1	S1	Item no.
					bar				
S	31	20	1.1/4"	M 52 x 2	420	38	126.0	55	PA532HSA

Product versions:

Swage fitting Interlock, CES, heavy series, male thread, straight, stainless steel, PA ...PA500HSVA
500 HS VA





Swage fitting Interlock, DKM, universal, metric, union nut

Application: Swage fitting for HD 500
KP 600 only DN31

Connection 1: metric nut thread

Sealing form 1: 60° sealing head

Material: Steel

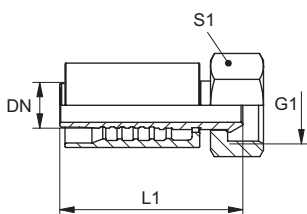
Surface protection: electro galvanised

Standard: DIN 3863

Short code: DKM

Scope of supply: swage nipple + swage ferrule

2

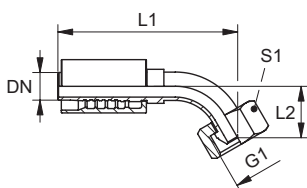


Swage fitting, DKM very light series, union nut, straight, steel

Integration: Interlock

[www.Q...PA500AA](#)

DN	Size	Inch	G1	Working pressure bar	L1 mm	S1	Item no.
31	20	1.1/4"	M 45 x 1.5	WP 63	105.5	50	PA532AA
38	24	1.1/2"	M 52 x 1.5	WP 63	118.5	60	PA540AA
51	32	2"	M 65 x 2	WP 40	133.5	75	PA550AA

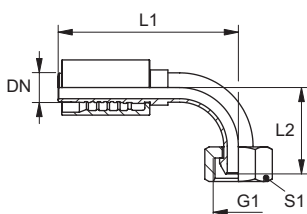


Swage fitting Interlock, DKM very light series, union nut, angle 45°, steel

Integration: Interlock

[www.Q...PA500A45A](#)

DN	Size	Inch	G1	Working pressure bar	L1 mm	L2 mm	S1	Item no.
31	20	1.1/4"	M 45 x 1.5	WP 63	112.5	41.7	50	PA532A45A
38	24	1.1/2"	M 45 x 2	WP 63	125.5	43.1	60	PA540A45A
51	32	2"	M 65 x 2	WP 40	142.0	51.6	75	PA550A45A



Swage fitting Interlock, DKM very light series, union nut, angle 90°, steel

Integration: without pull-out protection (interlock)

[www.Q...PA500A90A](#)

DN	Size	Inch	G1	Working pressure bar	L1 mm	L2 mm	S1	Item no.
31	20	1.1/4"	M 45 x 1.5	WP 63	112.5	81.0	50	PA532A90A
38	24	1.1/2"	M 45 x 2	WP 63	125.5	92.0	60	PA540A90A
51	32	2"	M 65 x 2	WP 40	142.0	116.0	75	PA550A90A

Swage fitting Interlock, DKOR, 60° BSP, with O-ring, union nut

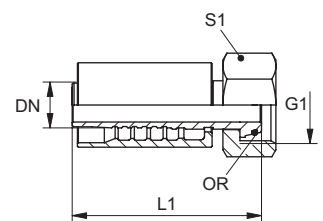
Application:	Swage fitting for HD 500 KP 600 only DN31
Connection 1:	BSP nut thread
Sealing form 1:	60° outer cone with O-ring
Integration:	Interlock
Material:	Steel
Surface protection:	electro galvanised
Standard:	ISO 8434-6 BS 5200
Short code:	DKOR
Scope of supply:	swage nipple + swage ferrule



Swage fitting Interlock, DKOR, union nut, straight, steel

[www](#) **...PA500A0BA**

DN	Size	Inch	G1	Working pressure		L1	S1	OR	Item no.
				bar	mm				
31	20	1.1/4"	G 1.1/4" -11	420	116.0	50	29.1 x 1.6	PA532A0BA	
38	24	1.1/2"	G 1.1/2" -11	420	133.5	55	35.1 x 1.6	PA540A0BA	
51	32	2"	G 2" -11	345	147.0	70	48.1 x 1.6	PA550A0BA	



2

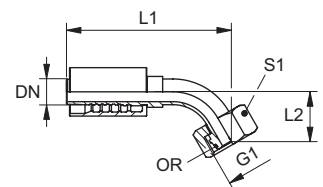
Product versions:

Swage fitting Interlock, DKOR, union nut, straight, stainless steel, PA 500 AOB VA **...PA500A0BVA**

Swage fitting Interlock, DKOR, union nut, angle 45°, steel

[www](#) **...PA500A0B45A**

DN	Size	Inch	G1	Working pressure			S1	OR	Item no.
				bar	L1 mm	L2 mm			
31	20	1.1/4"	G 1.1/4" -11	420	201.0	51.5	50	29.1 x 1.6	PA532A0B45A
38	24	1.1/2"	G 1.1/2" -11	420	235.0	60.0	60	35.1 x 1.6	PA540A0B45A
51	32	2"	G 2" -11	345	279.0	68.5	70	48.1 x 1.6	PA550A0B45A



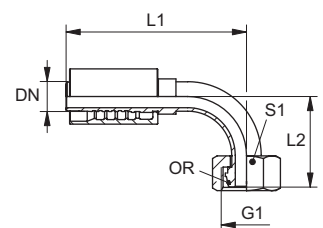
Product versions:

Swage fitting Interlock, DKOR, union nut, angle 45°, stainless steel, PA 500 AOB 45...**PA500A0B45VA**

Swage fitting Interlock, DKOR, union nut, angle 90°, steel

[www](#) **...PA500A0B90A**

DN	Size	Inch	G1	Working pressure			S1	OR	Item no.
				bar	L1 mm	L2 mm			
31	20	1.1/4"	G 1.1/4" -11	420	182.0	106.5	50	29.1 x 1.6	PA532A0B90A
38	24	1.1/2"	G 1.1/2" -11	420	215.5	123.5	60	35.1 x 1.6	PA540A0B90A
51	32	2"	G 2" -11	345	250.5	146.0	70	48.1 x 1.6	PA550A0B90A



Product versions:

Swage fitting Interlock, DKOR, union nut, angle 90°, stainless steel, PA 500 AOB 90...**PA500A0B90VA**



Swage fitting Interlock, AGR, 60° BSP, male thread

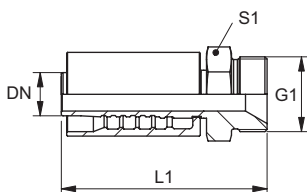
Application: Swage fitting for
HD 500
KP 600 only DN31

Integration: Interlock

Material: Steel

Surface protection: electro galvanised

Scope of supply: swage nipple + swage ferrule



Swage fitting Interlock, AGR male thread, straight, steel

Connection 1: BSP cylindrical external threads

Sealing form 1: 60° inner cone

Standard: ISO 8434-6
BS 5200

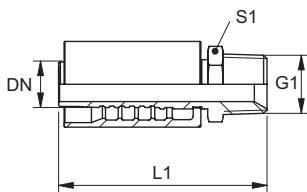
Short code: AGR

[www](#) **...PA500HBA**

Working pressure	DN	Size	Inch	G1	L1	S1	Item no.
420	31	20	1.1/4"	G 1.1/4" -11	125.5	50	PA532HBA
420	38	24	1.1/2"	G 1.1/2" -11	143.5	55	PA540HBA
345	51	32	2"	G 2" -11	162.0	70	PA550HBA

Product versions:

Swage fitting Interlock, AGR male thread, straight, stainless steel, PA 500 HB VA **...PA500HBVA**



Swage fitting Interlock, NPT/F, male thread, straight, steel

Connection 1: NPT external threads

Sealing form 1: Thread seal, additional 60° inner cone.

Short code: AGN

[www](#) **...PA500HNA**

DN	Size	Inch	G1	Working pressure	L1	S1	Item no.
31	20	1.1/4"	1.1/4" -11.5 NPT	150	124.5	46	PA532HNA
38	24	1.1/2"	1.1/2" -11.5 NPT	140	139.5	50	PA540HNA
51	32	2"	2" -11,5 NPT	140	157.0	65	PA550HNA

Product versions:

Swage fitting Interlock, NPT/F, male thread, straight, stainless steel, PA 500 HN VA **...PA500HNVA**

Swage fitting Interlock, DKJ, 37°, UN/UNF, with union nut

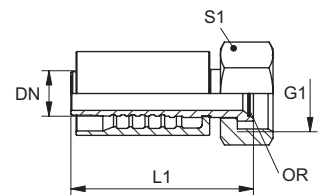
Application:	Swage fitting for HD 500 KP 600 only DN31
Connection 1:	UN/UNF nut threads
Sealing form 1:	74° inner cone with O-ring
Integration:	Interlock
Material:	Steel
Surface protection:	electro galvanised
Standard:	ISO 8434-2
Short code:	DKOJ
Scope of supply:	swage nipple + swage ferrule



Swage fitting Interlock for spiral hose, DKOJ, union nut, straight, steel

 [...PA500AOJA](#)

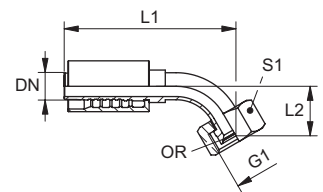
DN	Size	Inch	G1	Working pressure		L1	S1	OR	Item no.
				bar	mm				
31	20	1.1/4"	1.5/8" -12 UN	420	115.0	50	31.47 x 1.78	PA532AOJA	
38	24	1.1/2"	1.7/8" -12 UN	420	132.0	55	37.82 x 1.78	PA540AOJA	
51	32	2"	2.1/2" -12 UN	345	146.0	75	50.00 x 2.00	PA550AOJA	



Swage fitting Interlock, DKOJ, union nut, angle 45°, steel

 [...PA500AOJ45A](#)

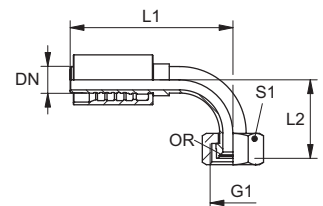
DN	Size	Inch	G1	Working pressure			S1	OR	Item no.
				bar	mm	mm			
31	20	1.1/4"	1.5/8" -12 UN	420	199.0	49.5	50	31.47 x 1.78	PA532AOJ45A



Swage fitting Interlock, DKOJ, union nut, angle 90°, steel

 [...PA500AOJ90A](#)

DN	Size	Inch	G1	Working pressure			S1	OR	Item no.
				bar	mm	mm			
31	20	1.1/4"	1.5/8" -12 UN	420	182.0	104.0	50	31.47 x 1.78	PA532AOJ90A
38	24	1.1/2"	1.7/8" -12 UN	420	215.5	120.5	55	37.82 x 1.78	PA540AOJ90A





Swage fitting Interlock, AGJ male thread, straight, steel

Application: Swage fitting for
HD 500
KP 600 only DN31

Connection 1: UN/UNF external threads

Sealing form 1: 74° outer cone

Integration: Interlock

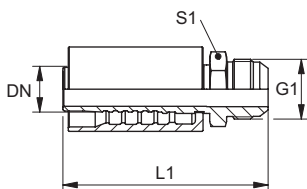
Material: Steel

Surface protection: electro galvanised

Standard: ISO 8434-2

Short code: AGJ

Scope of supply: swage nipple + swage ferrule



[www.Q](#) ...PA500HJA

DN	Size	Inch	G1	Working pressure	L1	S1	Item no.
				bar			
31	20	1.1/4"	1.5/8" -12 UN	200	127.0	46	PA532HJA

Product versions:

Swage fitting Interlock, AGJ male thread, straight, stainless steel, PA 500 HJ VA [...PA500HJVA](#)

2



Swage fitting Interlock, ORFS, flat seal, UN/UNF, union nut

Application: Swage fitting for
HD 500
KP 600 only DN31

Connection 1: UN/UNF nut threads

Sealing form 1: flat seal

Integration: Interlock

Material: Steel

Surface protection: electro galvanised

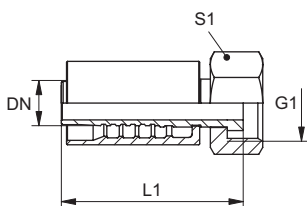
Standard: ISO 8434-3

Short code: ORFS

Scope of supply: swage nipple + swage ferrule

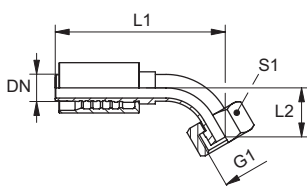


Swage fitting Interlock, ORFS with union nut, straight, steel



[www.Q](#) ...PA500AJFA

DN	Size	Inch	G1	Working pressure	L1	S1	Item no.
				bar			
31	20	1.1/4"	1.11/16" -12 UN	275	129.0	50	PA532AJFA
38	24	1.1/2"	2" -12 UN	275	141.0	60	PA540AJFA



Swage fitting Interlock, ORFS with union nut, angle 45°, steel

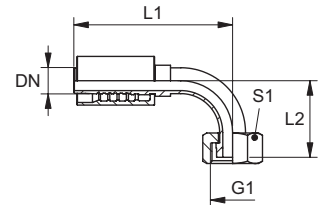
[www.Q](#) ...PA500AJF45A

DN	Size	Inch	G1	Working pressure	L1	L2	S1	Item no.
				bar				
31	20	1.1/4"	1.11/16" -12 UN	275	171.5	76.0	50	PA532AJF45A

Swage fitting Interlock, ORFS with union nut, angle 90°, steel

www Q ...PA500AJF90A

DN	Size	Inch	G1	Working pressure	L1	L2	S1	Item no.
				bar	mm	mm		
31	20	1.1/4"	1.11/16" -12 UN	275	178.0	94	50	PA532AJF90A



Swage fitting Interlock, SFL, SAE flange 3000 PSI

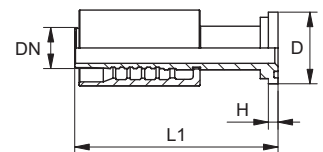
Application:	Swage fitting for HD 500 KP 600 only DN31
Connection 1:	SAE flange connection 3000 PSI
Sealing form 1:	flat seal with SAE O-ring
Integration:	Interlock
Material:	Steel
Surface protection:	electro galvanised
Standard:	ISO 6162-1 SAE J 518
Short code:	SFL
Scope of supply:	swage nipple + swage ferrule



Swage fitting Interlock, SFL 3000 PSI flange, straight, steel

www Q ...PA500SFA

DN	Flange size	Size	Inch	Working pressure	D	H	L1	Item no.
				bar	mm	mm		
31	1"	20	1.1/4"	280	44.5	8.1	145.0	PA532SF25A
31	1.1/4"	20	1.1/4"	280	50.8	8.1	148.5	PA532SFA
31	1.1/2"	20	1.1/4"	210	60.3	8.1	151.5	PA532SF40A
38	1.1/4"	24	1.1/2"	210	50.8	8.1	158.0	PA540SF32A
38	1.1/2"	24	1.1/2"	210	60.3	8.1	166.5	PA540SFA
38	2"	24	1.1/2"	210	71.4	9.6	169.5	PA540SF50A
51	2"	32	2"	210	71.4	9.6	183.5	PA550SFA

**Product versions:**

Swage fitting Interlock, SFL 3000 PSI flange, straight, stainless steel, PA 500 SF VA ...PA500SFVA

Accessories:

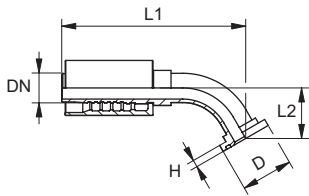
SAE flange halves, FH (3000 PSI) ...FH(3000PSI)

Seal for SAE and ISO flanges, FS ...FS

Hexagon socket head cap screw, SCHRAUBE M ...SCHRAUBEM

Hexagon head screw DIN 933 SK, SCHRAUBE M SK ...SCHRAUBEMSK

SAE flange clamp 3000 PSI, VF (3000 PSI) ...VF(3000PSI)



Swage fitting Interlock, SFL 3000 PSI flange, angle 45°, steel

[www.Q](#) ...PA500SF45A

DN	Flange size	Size	Inch	Working pressure	D	H	L1	L2	Item no.
				bar					
31	1"	20	1.1/4"	280	44.5	8.0	170.5	35.0	PA532SF2545A
31	1.1/4"	20	1.1/4"	280	50.8	8.0	182.0	34.5	PA532SF45A
31	1.1/2"	20	1.1/4"	210	60.3	8.0	187.0	37.5	PA532SF4045A
38	1.1/2"	24	1.1/2"	210	60.3	8.0	215.0	41.5	PA540SF45A
38	2"	24	1.1/2"	210	71.4	9.5	230.5	55.5	PA540SF5045A
51	2"	32	2"	210	71.4	9.5	263.0	58.5	PA550SF45A

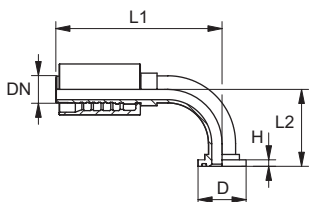
Product versions:

Swage fitting Interlock, SFL 3000 PSI flange, angle 45°, stainless steel, PA 500 SF 45 VA ...PA500SF45VA

Accessories:

SAE flange halves, FH (3000 PSI)	...FH(3000PSI)
Seal for SAE and ISO flanges, FS	...FS
Hexagon socket head cap screw, SCHRAUBE M	...SCHRAUBEM
Hexagon head screw DIN 933 SK, SCHRAUBE M SK	...SCHRAUBEMSK
SAE flange clamp 3000 PSI, VF (3000 PSI)	...VF(3000PSI)

2



Swage fitting Interlock, SFL 3000 PSI flange, angle 90°, steel

[www.Q](#) ...PA500SF90A

DN	Flange size	Size	Inch	Working pressure	D	H	L1	L2	Item no.
				bar					
31	1"	20	1.1/4"	280	44.5	8.0	162.0	76.0	PA532SF2590A
31	1.1/4"	20	1.1/4"	280	50.8	8.0	181.0	79.5	PA532SF90A
31	1.1/2"	20	1.1/4"	420	60.3	8.0	182.0	86.7	PA532SF4090A
38	1.1/2"	24	1.1/2"	210	60.3	8.0	211.0	99.0	PA540SF90A
38	2"	24	1.1/2"	210	71.4	9.5	218.0	100.0	PA540SF5090A
51	2"	32	2"	210	71.4	9.5	250.0	112.5	PA550SF90A

Product versions:

Swage fitting Interlock, SFL 3000 PSI flange, angle 90°, stainless steel, PA 500 SF 90 VA ...PA500SF90VA

Accessories:

SAE flange halves, FH (3000 PSI)	...FH(3000PSI)
Seal for SAE and ISO flanges, FS	...FS
Hexagon socket head cap screw, SCHRAUBE M	...SCHRAUBEM
Hexagon head screw DIN 933 SK, SCHRAUBE M SK	...SCHRAUBEMSK
SAE flange clamp 3000 PSI, VF (3000 PSI)	...VF(3000PSI)

Swage fitting Interlock, SFS, SAE flange 6000 PSI

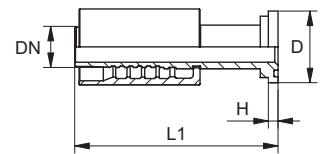
Application:	Swage fitting for HD 500 KP 600 only DN31
Connection 1:	SAE flange connection 6000 PSI
Sealing form 1:	flat seal with SAE O-ring
Integration:	Interlock
Material:	Steel
Surface protection:	electro galvanised
Standard:	ISO 6162-2 SAE J 518
Short code:	SFS
Scope of supply:	swage nipple + swage ferrule



Swage fitting Interlock, SFS 6000 PSI flange, straight, steel

www.hansa-flex.de ...PA500SF6A

DN	Flange size	Size	Inch	Working pressure	D	H	L1	Item no.
				bar				
31	1"	20	1.1/4"	420	47.6	9.6	149.0	PA532SF625A
31	1.1/4"	20	1.1/4"	420	54.0	10.4	162.5	PA532SF6A
31	1.1/2"	20	1.1/4"	420	63.5	12.7	167.0	PA532SF640A
38	1.1/4"	24	1.1/2"	420	54.0	10.4	162.0	PA540SF632A
38	1.1/2"	24	1.1/2"	420	63.5	12.7	183.5	PA540SF6A
38	2"	24	1.1/2"	420	79.4	12.7	188.0	PA540SF650A
51	2"	32	2"	420	79.4	12.7	202.0	PA550SF6A



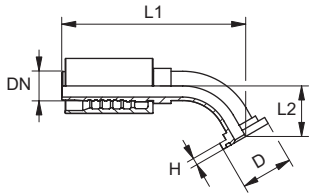
2

Product versions:

Swage fitting Interlock, SFS 6000 PSI flange, straight, stainless steel, PA 500 SF6 VA ...PA500SF6VA

Accessories:

Seal for SAE and ISO flanges, FS	...FS
Hexagon socket head cap screw, SCHRAUBE M	...SCHRAUBEM
Hexagon head screw DIN 933 SK, SCHRAUBE M SK	...SCHRAUBEMSK
SAE flange clamp, SFH (3000 PSI / 6000 PSI) 4 L VA	...SFH(3000PSI/6000PSI)4LVA
SAE flange halves, SFH (3000 PSI / 6000 PSI) VA	...SFH(3000PSI/6000PSI)VA



Swage fitting Interlock, SFS 6000 PSI flange, angle 45°, steel

[www](#) **...PA500SF645A**

DN	Flange size	Size	Inch	Working pressure	D	H	L1	L2	Item no.
				bar					
31	1"	20	1.1/4"	420	47.6	9.5	185.0	47.0	PA532SF62545A
31	1.1/4"	20	1.1/4"	420	54.0	10.3	191.0	41.5	PA532SF645A
31	1.1/2"	20	1.1/4"	420	63.5	12.6	197.0	47.5	PA532SF64045A
38	1.1/4"	24	1.1/2"	420	54.0	10.3	219.0	51.5	PA540SF63245A
38	1.1/2"	24	1.1/2"	420	63.5	12.6	222.5	49.0	PA540SF645A
38	2"	24	1.1/2"	420	79.4	12.6	236.0	61.0	PA540SF65045A
51	2"	32	2"	420	79.4	12.6	275.0	64.5	PA550SF645A

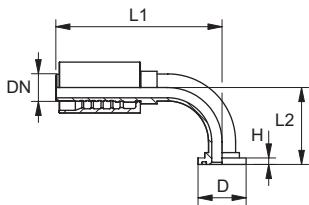
Product versions:

Swage fitting Interlock, SFS 6000 PSI flange, angle 45°, stainless steel, PA 500 SF6 45 VA ...PA500SF645VA

Accessories:

Seal for SAE and ISO flanges, FS ...FS
 Hexagon socket head cap screw, SCHRAUBE M ...SCHRAUBEM
 Hexagon head screw DIN 933 SK, SCHRAUBE M SK ...SCHRAUBEMSK
 SAE flange clamp, SFH (3000 PSI / 6000 PSI) 4 L VA ...SFH(3000PSI/6000PSI)4LVA
 SAE flange halves, SFH (3000 PSI / 6000 PSI) VA ...SFH(3000PSI/6000PSI)VA

2



Swage fitting Interlock, SFS 6000 PSI flange, angle 90°, steel

[www](#) **...PA500SF690A**

DN	Flange size	Size	Inch	Working pressure	D	H	L1	L2	Item no.
				bar					
31	1"	20	1.1/4"	420	47.6	9.5	162.0	80.0	PA532SF62590A
31	1.1/4"	20	1.1/4"	420	54.0	10.3	182.0	92.7	PA532SF690A
31	1.1/2"	20	1.1/4"	420	63.5	12.6	182.0	101.2	PA532SF64090A
38	1.1/2"	24	1.1/2"	420	63.5	12.6	215.5	110.0	PA540SF690A
38	2"	24	1.1/2"	420	79.4	12.6	215.5	126.0	PA540SF65090A
51	2"	32	2"	420	79.4	12.6	250.5	141.0	PA550SF690A

Product versions:

Swage fitting Interlock, SFS 6000 PSI flange, angle 90°, stainless steel, PA 500 SF6 90 VA ...PA500SF690VA

Accessories:

Seal for SAE and ISO flanges, FS ...FS
 Hexagon socket head cap screw, SCHRAUBE M ...SCHRAUBEM
 Hexagon head screw DIN 933 SK, SCHRAUBE M SK ...SCHRAUBEMSK
 SAE flange clamp, SFH (3000 PSI / 6000 PSI) 4 L VA ...SFH(3000PSI/6000PSI)4LVA
 SAE flange halves, SFH (3000 PSI / 6000 PSI) VA ...SFH(3000PSI/6000PSI)VA

Swage fitting Interlock, SFS, SAE flange 6000 PSI / 9000 PSI CAT

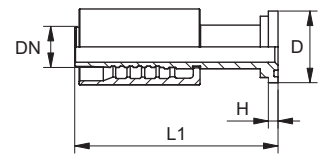
Application:	Swage fitting for HD 500 KP 600 only DN31
Connection 1:	SAE flange connection 6000 PSI
Sealing form 1:	flat seal with SAE O-ring
Integration:	Interlock
Material:	Steel
Surface protection:	electro galvanised
Short code:	SFS-CAT
Scope of supply:	swage nipple + swage ferrule
Suitable for:	Caterpillar



Swage fitting Interlock, SFS-CAT flange, straight, steel

[www.Q](#) ...PA500SF9A

DN	Flange size	Size	Inch	Working pressure	D	H	L1	Item no.
				bar				
31	1"	20	1.1/4"	420	47.6	14.6	150.0	PA532SF925A
31	1.1/4"	20	1.1/4"	420	54.0	14.6	166.5	PA532SF9A
31	1.1/4"	20	1.1/4"	420	63.5	14.6	168.5	PA532SF940A
38	1.1/2"	24	1.1/2"	420	63.5	14.6	185.0	PA540SF9A



2

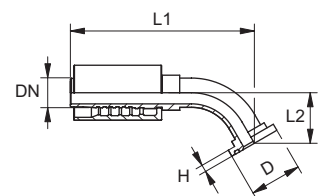
Accessories:

Seal for SAE and ISO flanges, FS	...FS
Hexagon socket head cap screw, SCHRAUBE M	...SCHRAUBEM
Hexagon head screw DIN 933 SK, SCHRAUBE M SK	...SCHRAUBEMSK
Flange halves 6000 PSI (CAT), SFH (6000 PSI) CAT	...SFH(6000PSI)CAT

Swage fitting Interlock, SFS-CAT flange, angle 45°, steel

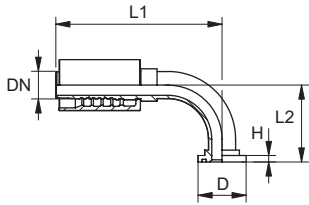
[www.Q](#) ...PA500SF945A

DN	Flange size	Size	Inch	Working pressure	D	H	L1	L2	Item no.
				bar					
31	1"	20	1.1/4"	420	47.6	14.0	174.0	39.5	PA532SF92545A
31	1.1/4"	20	1.1/4"	420	54.0	14.0	194.0	44.5	PA532SF945A
31	1.1/2"	20	1.1/4"	420	63.5	14.0	198.0	48.5	PA532SF94045A



Accessories:

Seal for SAE and ISO flanges, FS	...FS
Hexagon socket head cap screw, SCHRAUBE M	...SCHRAUBEM
Hexagon head screw DIN 933 SK, SCHRAUBE M SK	...SCHRAUBEMSK
Flange halves 6000 PSI (CAT), SFH (6000 PSI) CAT	...SFH(6000PSI)CAT



Swage fitting Interlock, SFS-CAT flange, angle 90°, steel

[www](http://www.hansa-flex.com)  **...PA500SF990A**

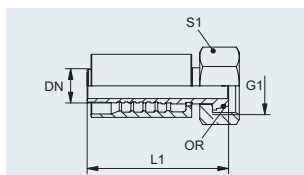
DN	Flange size	Size	Inch	Working pressure	D	H	L1	L2	Item no.
				bar	mm	mm	mm	mm	
31	1.1/4"	20	1.1/4"	420	54.0	14.0	182.0	97.0	PA532SF990A
31	1.1/2"	20	1.1/4"	420	63.5	14.0	182.0	103.0	PA532SF94090A
38	1.1/2"	24	1.1/2"	420	63.5	14.0	215.5	112.0	PA540SF990A

Accessories:

Seal for SAE and ISO flanges, FS	...FS
Hexagon socket head cap screw, SCHRAUBE M	...SCHRAUBEM
Hexagon head screw DIN 933 SK, SCHRAUBE M SK	...SCHRAUBEMSK
Flange halves 6000 PSI (CAT), SFH (6000 PSI) CAT	...SFH(6000PSI)CAT

Series PA 600

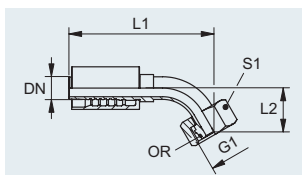
BSP



Swage fitting Interlock, DKOR, union nut, straight, steel

PA600A0B

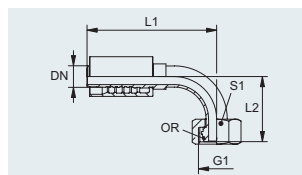
Page 200



Swage fitting Interlock, DKOR, union nut, angle 45°, steel

PA600A0B45

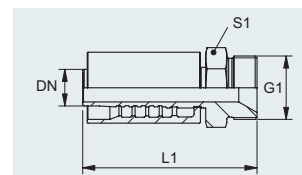
Page 200



Swage fitting Interlock, DKOR, union nut, angle 90°, steel

PA600A0B90

Page 200

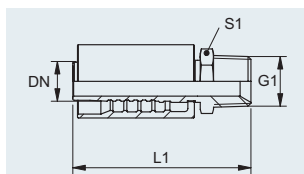


Swage fitting Interlock, AGR male thread, straight, steel

PA600HB

Page 201

NPT / NPTF

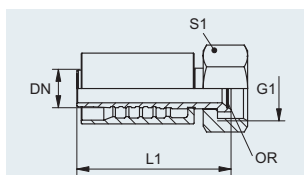


Swage fitting Interlock, NPT/F, male thread, straight, steel

PA600HN

Page 201

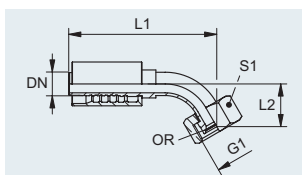
JIC



Swage fitting Interlock, DKOJ, union nut, straight, steel

PA600A0J

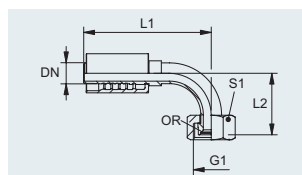
Page 202



Swage fitting Interlock, DKOJ, union nut, angle 45°, steel

PA600A0J45

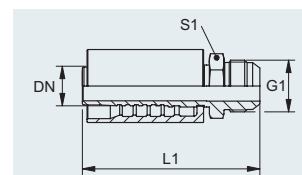
Page 202



Swage fitting Interlock, DKOJ, union nut, angle 90°, steel

PA600A0J90

Page 202



Swage fitting Interlock, AGJ male thread, straight, steel

PA600HJ

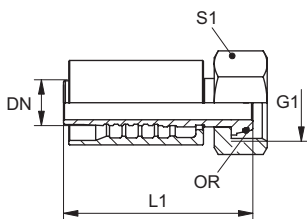
Page 203



Swage fitting Interlock, DKOR, 60° BSP, with O-ring, union nut

Application: Swage fitting for HD 600
Connection 1: BSP nut thread
Sealing form 1: 60° outer cone with O-ring
Integration: Interlock
Material: Steel
Surface protection: electro galvanised
Standard: ISO 8434-6
 BS 5200
Short code: DKOR
Scope of supply: swage nipple + swage ferrule

2



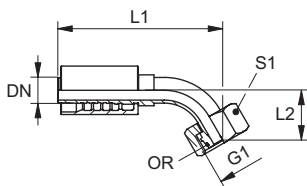
Swage fitting Interlock, DKOR, union nut, straight, steel

[www](#) **...PA600A0B**

DN	Size	Inch	G1	Working pressure	L1	S1	OR	Item no.
				bar	mm			
51	32	2"	G 2" -11	345	163.0	70	48.1 x 1.6	PA650A0B

Product versions:

Swage fitting Interlock, DKOR, union nut, straight, stainless steel, PA 600 AOB VA **...PA600A0BVA**



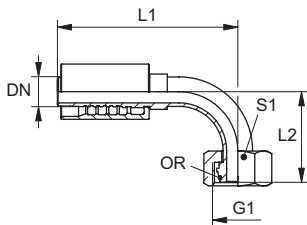
Swage fitting Interlock, DKOR, union nut, angle 45°, steel

[www](#) **...PA600A0B45**

DN	Size	Inch	G1	Working pressure	L1	L2	S1	OR	Item no.
				bar	mm	mm			
51	32	2"	G 2" -11	345	279.0	68.5	70	48.1 x 1.6	PA650A0B45

Product versions:

Swage fitting Interlock, DKOR, union nut, angle 45°, stainless steel, PA 600 AOB 45...**PA600A0B45VA**
 VA



Swage fitting Interlock, DKOR, union nut, angle 90°, steel

[www](#) **...PA600A0B90**

DN	Size	Inch	G1	Working pressure	L1	L2	S1	OR	Item no.
				bar	mm	mm			
51	32	2"	G 2" -11	345	250.0	146.0	70	48.1 x 1.6	PA650A0B90

Product versions:

Swage fitting Interlock, DKOR, union nut, angle 90°, stainless steel, PA 600 AOB 90...**PA600A0B90VA**
 VA

Swage fitting Interlock, AGR male thread, straight, steel

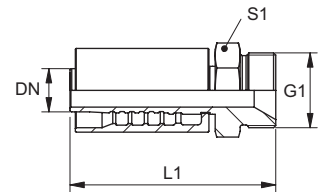
Application:	Swage fitting for HD 600
Connection 1:	BSP cylindrical external threads
Sealing form 1:	60° inner cone
Integration:	Interlock
Material:	Steel
Surface protection:	electro galvanised
Standard:	ISO 8434-6 BS 5200
Short code:	AGR
Scope of supply:	swage nipple + swage ferrule

[www](#)  **...PA600HB**

DN	Size	Inch	G1	Working pressure	L1	S1	Item no.
				bar	mm		
51	32	2"	G 2" -11	345	143.5	55	PA650HB

Product versions:

Swage fitting Interlock, AGR male thread, straight, stainless steel, PA 600 HB VA **...PA600HBVA**



2

Swage fitting Interlock, NPT/F, male thread, straight, steel

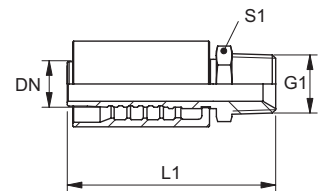
Application:	Swage fitting for HD 600
Connection 1:	NPT external threads
Sealing form 1:	Thread seal, additional 60° inner cone.
Integration:	Interlock
Material:	Steel
Surface protection:	electro galvanised
Short code:	AGN
Scope of supply:	swage nipple + swage ferrule

[www](#)  **...PA600HN**

DN	Size	Inch	G1	Working pressure	L1	S1	Item no.
				bar	mm		
51	32	2"	2" -11,5 NPT	140	157.0	65	PA650HN

Product versions:

Swage fitting Interlock, NPT/F, male thread, straight, stainless steel, PA 600 HN VA **...PA600HNVA**

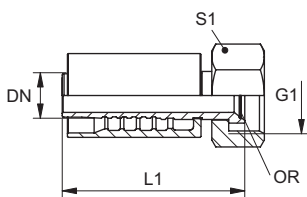




Swage fitting Interlock, DKJ, 37°, UN/UNF, O-ring with union nut

Application: Swage fitting for HD 600
Connection 1: UN/UNF nut threads
Sealing form 1: 74° inner cone with O-ring
Integration: Interlock
Material: Steel
Surface protection: electro galvanised
Standard: ISO 8434-2
Short code: DKOJ
Scope of supply: swage nipple + swage ferrule

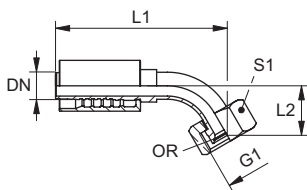
2



Swage fitting Interlock, DKOJ, union nut, straight, steel

[www.Q...PA600AOJ](#)

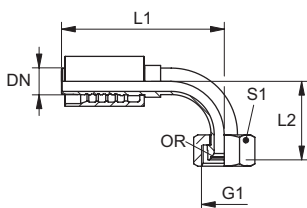
DN	Size	Inch	G1	Working pressure	L1	S1	OR	Item no.
				bar				
51	32	2"	2.1/2" -12 UN	345	170.0	75	50.0 x 2.0	PA650AOJ



Swage fitting Interlock, DKOJ, union nut, angle 45°, steel

[www.Q...PA600AOJ45](#)

DN	Size	Inch	G1	Working pressure	L1	L2	S1	OR	Item no.
				bar					
51	32	2"	2.1/2" -12 UN	345	275.0	64.0	75	50.0 x 2.0	PA650AOJ45



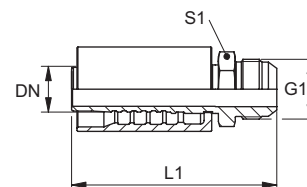
Swage fitting Interlock, DKOJ, union nut, angle 90°, steel

[www.Q...PA600AOJ90](#)

DN	Size	Inch	G1	Working pressure	L1	L2	S1	OR	Item no.
				bar					
51	32	2"	2.1/2" -12 UN	345	250.5	140.0	75	50.0 x 2.0	PA650AOJ90

Swage fitting Interlock, AGJ male thread, straight, steel

Application:	Swage fitting for HD 600
Connection 1:	UN/UNF external threads
Sealing form 1:	74° outer cone
Integration:	Interlock
Material:	Steel
Surface protection:	electro galvanised
Standard:	ISO 8434-2
Short code:	AGJ
Scope of supply:	swage nipple + swage ferrule



www Q ...PA600HJ

DN	Size	Inch	G1	Working pressure	L1	S1	Item no.
				bar	mm		
51	32	2"	2.1/2" -12 UN	170	169.0	65	PA650HJ

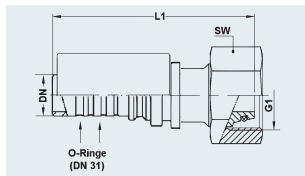
Product versions:

Swage fitting Interlock, AGJ male thread, straight, stainless steel, PA 600 HJ VA ...PA600HJVA

2

Series PA 800

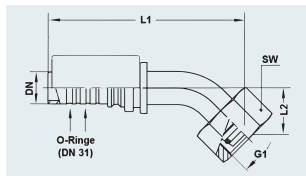
Metric series



Swage fitting Interlock, high pressure 500 bar, DKOS, heavy series, union nut, straight, steel

PA800AOS

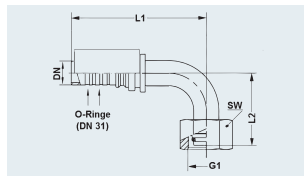
Page 205



Swage fitting Interlock, high pressure 500 bar, DKOS, heavy series, union nut, angle 45°, steel

PA800AOS45

Page 205

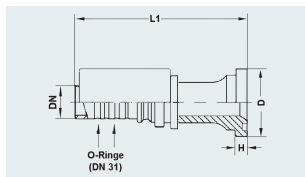


Swage fitting Interlock, high pressure 500 bar, DKOS, heavy series, union nut, angle 90°, steel

PA800AOS90

Page 206

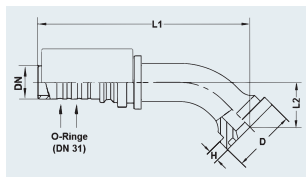
Flange



Swage fitting Interlock, high pressure 500 bar, SFS 6000 PSI flange, straight, steel

PA800SF6

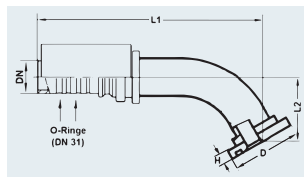
Page 206



Swage fitting Interlock, high pressure 500 bar, SFS 6000 PSI flange, angle 45°, steel

PA800SF645

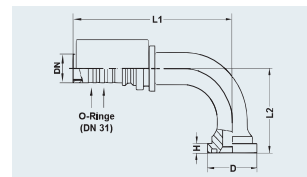
Page 207



Swage fitting Interlock, high pressure 500 bar, SFS 6000 PSI flange, angle 60°, steel

PA800SF660

Page 207



Swage fitting Interlock, high pressure 500 bar, SFS 6000 PSI flange, angle 90°, steel

PA800SF690

Page 207

2

Swage fitting Interlock, DKOS, 24°, metric, heavy series, union nut

Application:	Swage fitting for HD 800
Connection 1:	metric nut thread
Sealing form 1:	24° outer cone with O-ring
Integration:	Interlock
Material:	Steel
Surface protection:	electro galvanised
Standard:	ISO 8434-1
Short code:	DKOS
Scope of supply:	swage nipple + swage ferrule

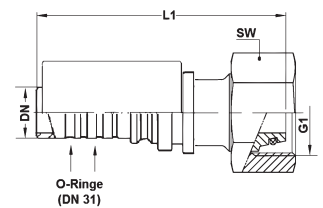


Swage fitting Interlock, high pressure 500 bar, DKOS, heavy series, union nut, straight, steel

www.hansa-flex.de ...PA800AOS

DN*	Size	Inch	G1	Working pressure	For pipe outside Ø	L1	AF	OR	Item no.
				bar	mm	mm	mm	mm	
16	10	5/8"	M 30 x 2	500	20	80.5	36	17.5 x 2.5	PA816AOS
16	10	5/8"	M 36 x 2	500	25	89.5	46	20.0 x 2.5	PA816AOS20
19	12	3/4"	M 30 x 2	420	20	103.2	36	17.5 x 2.5	PA820AOS16
19	12	3/4"	M 36 x 2	500	25	103.2	46	20.0 x 2.5	PA820AOS
25	16	1"	M 36 x 2	420	25	122.0	41	20.0 x 2.5	PA825AOS20
25	16	1"	M 42 x 2	500	30	120.6	50	25.0 x 2.5	PA825AOS
31	20	1.1/4"	M 52 x 2	500	38	134.9	60	33.0 x 2.5	PA832AOS

* DN = Nominal diameter, nominal size

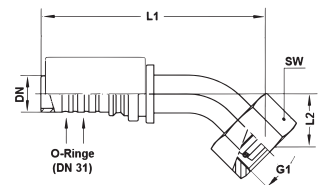


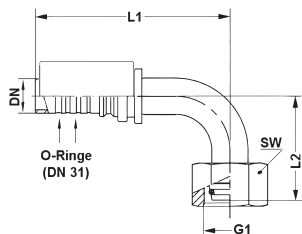
Swage fitting Interlock, high pressure 500 bar, DKOS, heavy series, union nut, angle 45°, steel

www.hansa-flex.de ...PA800AOS45

DN*	Size	Inch	G1	Working pressure	For pipe outside Ø	L1	L2	S1	AF	OR	Item no.
				bar	mm	mm	mm	mm	mm		
16	10	3/8"	M 30 x 2	500	20	112.8	31.0	36	36	17.5 x 2.5	PA816AOS45
19	12	3/4"	M 30 x 2	420	20	124.4	28.2	36	36	17.5 x 2.5	PA820AOS1645
19	12	3/4"	M 36 x 2	500	25	135.1	32.0	46	46	20.0 x 2.5	PA820AOS45
25	16	1"	M 36 x 2	420	25	145.7	32.9	41	41	20.0 x 2.5	PA825AOS2045
25	16	1"	M 42 x 2	500	30	163.6	35.0	50	50	25.0 x 2.5	PA825AOS45
31	20	1.1/4"	M 52 x 2	500	38	190.0	39.0	60	60	33.0 x 2.5	PA832AOS45

* DN = Nominal diameter, nominal size





Swage fitting Interlock, high pressure 500 bar, DKOS, heavy series, union nut, angle 90°, steel

www Q ...PA800AOS90

DN*	Size	Inch	G1	Working pressure	For pipe outside Ø	L1	L2	S1	AF	OR	Item no.
				bar	mm	mm	mm	mm			
16	10	5/8"	M 30 x 2	500	20	99.2	61.5	36	36	17.5 x 2.5	PA816AOS90
19	12	3/4"	M 30 x 2	420	20	110.4	54.0	36	36	17.5 x 2.5	PA820AOS1690
19	12	3/4"	M 36 x 2	500	25	124.8	65.0	46	46	20.0 x 2.5	PA820AOS90
25	16	1"	M 36 x 2	420	25	144.2	74.0	41	41	20.0 x 2.5	PA825AOS2090
25	16	1"	M 42 x 2	500	30	155.6	76.0	50	50	25.0 x 2.5	PA825AOS90
31	20	1.1/4"	M 52 x 2	500	38	185.0	89.0	60	60	33.0 x 2.5	PA832AOS90

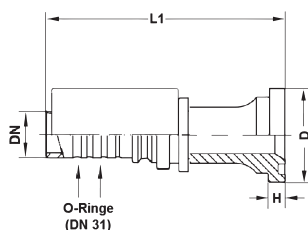
* DN = Nominal diameter, nominal size

2



Swage fitting Interlock, high pressure 500 bar, SFS, SAE flange 6000 PSI

- Application:** Swage fitting for HD 800
- Connection 1:** SAE flange connection 6000 PSI
- Sealing form 1:** flat seal with SAE O-ring
- Integration:** Interlock
- Material:** Steel
- Surface protection:** electro galvanised
- Standard:** SAE J 518
ISO 6162-2
- Short code:** SFS
- Scope of supply:** swage nipple + swage ferrule



Swage fitting Interlock, high pressure 500 bar, SFS 6000 PSI flange, straight, steel

www Q ...PA800SF6

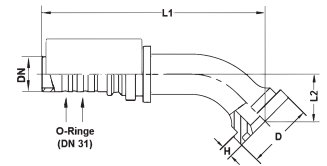
DN	Flange size	Size	Inch	Working pressure	D	H	L1	Item no.
				bar	mm	mm	mm	
19	3/4"	12	3/4"	500	41.3	8.8	110.6	PA820SF6
19	1"	12	3/4"	500	47.6	9.6	118.2	PA820SF625
25	1"	16	1"	500	47.6	9.6	134.0	PA825SF6
25	1.1/4"	16	1"	500	54.0	10.4	134.9	PA825SF632
31	1"	20	1.1/4"	500	47.6	9.6	166.4	PA832SF625
31	1.1/4"	20	1.1/4"	500	54.0	10.5	145.2	PA832SF6

Accessories:

- Seal for SAE and ISO flanges, FS ...FS
- Hexagon socket head cap screw, SCHRAUBE M ...SCHRAUBEM
- Hexagon head screw DIN 933 SK, SCHRAUBE M SK ...SCHRAUBEMSK
- SAE flange clamp, SFH (3000 PSI / 6000 PSI) 4 L VA ...SFH(3000PSI/6000PSI)4LVA
- SAE flange halves, SFH (3000 PSI / 6000 PSI) VA ...SFH(3000PSI/6000PSI)VA

Swage fitting Interlock, high pressure 500 bar, SFS 6000 PSI
flange, angle 45°, steel

www Q ...PA800SF645



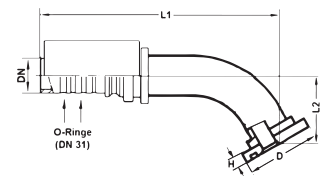
DN	Flange size	Size	Inch	Working pressure	D	H	L1	L2	Item no.
				bar					
19	3/4"	12	3/4"	500	41.3	8.8	130.1	27.0	PA820SF645
19	1"	12	3/4"	500	47.6	9.6	144.9	32.0	PA820SF62545
25	1"	16	1"	500	47.6	9.6	160.6	31.0	PA825SF645
25	1.1/4"	16	1"	500	54.0	10.4	179.6	39.0	PA825SF63245
31	1.1/4"	20	1.1/4"	500	54.0	10.4	190.0	39.0	PA832SF645

Accessories:

Seal for SAE and ISO flanges, FS	...FS
Hexagon socket head cap screw, SCHRAUBE M	...SCHRAUBEM
Hexagon head screw DIN 933 SK, SCHRAUBE M SK	...SCHRAUBEMSK
SAE flange clamp, SFH (3000 PSI / 6000 PSI) 4 L VA	...SFH(3000PSI/6000PSI)4LVA
SAE flange halves, SFH (3000 PSI / 6000 PSI) VA	...SFH(3000PSI/6000PSI)VA

Swage fitting Interlock, high pressure 500 bar, SFS 6000 PSI
flange, angle 60°, steel

www Q ...PA800SF660



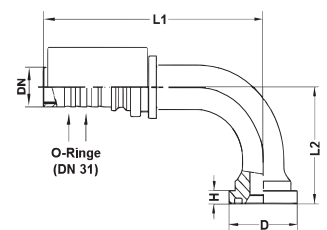
DN	Flange size	Size	Inch	Working pressure	D	H	L1	L2	Item no.
				bar					
31	1.1/4"	20	1.1/4"	500	54.0	10.4	224.1	60.0	PA832SF660

Accessories:

Seal for SAE and ISO flanges, FS	...FS
Hexagon socket head cap screw, SCHRAUBE M	...SCHRAUBEM
Hexagon head screw DIN 933 SK, SCHRAUBE M SK	...SCHRAUBEMSK
SAE flange clamp, SFH (3000 PSI / 6000 PSI) 4 L VA	...SFH(3000PSI/6000PSI)4LVA
SAE flange halves, SFH (3000 PSI / 6000 PSI) VA	...SFH(3000PSI/6000PSI)VA

Swage fitting Interlock, high pressure 500 bar, SFS 6000 PSI
flange, angle 90°, steel

www Q ...PA800SF690



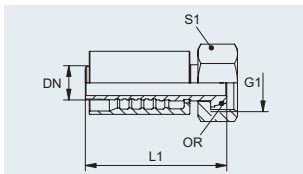
DN	Flange size	Size	Inch	Working pressure	D	H	L1	L2	Item no.
				bar					
19	3/4"	12	3/4"	500	41.3	8.8	124.8	59.0	PA820SF690
19	1"	12	3/4"	500	47.6	9.6	139.8	71.0	PA820SF62590
25	1"	16	3/4"	500	41.3	8.8	142.0	78.0	PA825SF62090
25	1"	16	1"	500	47.6	9.6	155.6	71.0	PA825SF690
25	1.1/4"	16	1"	500	54.0	10.4	174.7	89.0	PA825SF63290
31	1"	20	1.1/4"	500	47.6	9.6	176.0	75.0	PA832SF62590
31	1.1/4"	20	1.1/4"	500	54.0	10.4	185.0	89.0	PA832SF690

Accessories:

Seal for SAE and ISO flanges, FS	...FS
Hexagon socket head cap screw, SCHRAUBE M	...SCHRAUBEM
Hexagon head screw DIN 933 SK, SCHRAUBE M SK	...SCHRAUBEMSK
SAE flange clamp, SFH (3000 PSI / 6000 PSI) 4 L VA	...SFH(3000PSI/6000PSI)4LVA
SAE flange halves, SFH (3000 PSI / 6000 PSI) VA	...SFH(3000PSI/6000PSI)VA

Series PAH 700

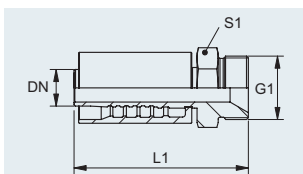
Metric series



Swage fitting Interlock, Long Life, DKOS, heavy series, union nut, straight, steel

PAH700AOS Page 210

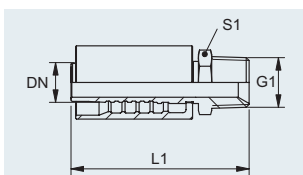
BSP



Swage fitting Interlock, Long Life, AGR, male thread, straight, steel

PAH700HB Page 210

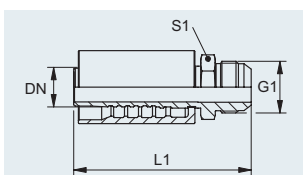
NPT / NPTF



Swage fitting Interlock, Long Life, NPT/F, male thread, straight, steel

PAH700HN Page 211

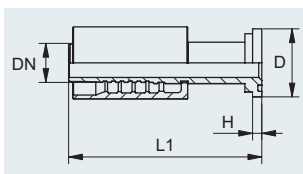
JIC



Swage fitting Interlock, Long Life, AGJ male thread, straight, steel

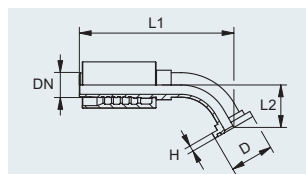
PAH700HJ Page 211

Flange



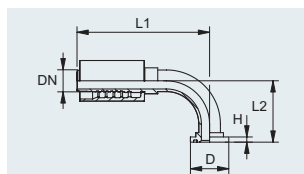
Swage fitting Interlock, Long Life, SFL 3000 PSI, straight, steel

PAH700SF Page 212



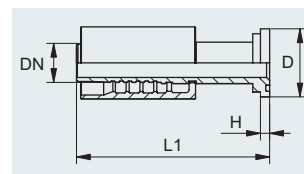
Swage fitting Interlock, Long Life, SFL 3000 PSI, angle 45°, steel

PAH700SF45 Page 212



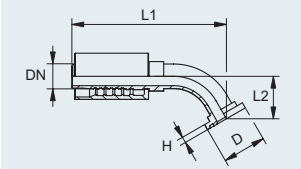
Swage fitting Interlock, Long Life, SFL 3000 PSI, angle 90°, steel

PAH700SF90 Page 213



Swage fitting Interlock, Long Life, SFS 6000 PSI flange, straight, steel

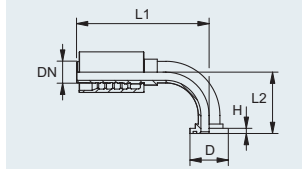
PAH700SF6 Page 213



Swage fitting Interlock, Long Life,
SFS 6000 PSI flange, angle 45°,
steel

PAH700SF645

Page 214



Swage fitting Interlock, Long Life,
SFS 6000 PSI flange, angle 90°,
steel

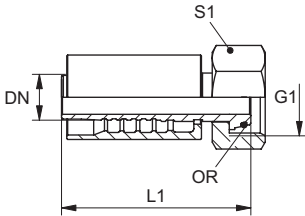
PAH700SF690

Page 214



Swage fitting Interlock, Long Life, DKOS, heavy series, union nut, straight, steel

Type: straight
Application: Swage fitting for HD 700 LL
Connection 1: metric nut thread
Sealing form 1: 24° outer cone with O-ring
Series: heavy
Integration: Interlock
Material: Steel
Surface protection: electro galvanised
Standard: ISO 8434-1
Short code: DKOS



[www](http://www.hansa-flex.com) ...PAH700AOS

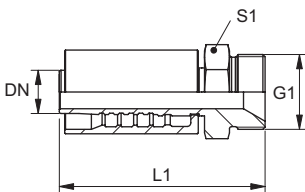
DN	Size	Inch	G1	Working pressure	For pipe outside Ø	L1	S1	OR	Item no.
				bar	mm				
31	20	1.1/4"	M 52 x 2	420	38	129.5	60	35.00 x 2.50	PAH732AOS
38	24	1.1/2"	M 68 x 2	420	50	149.0	80	42.00 x 3.00	PAH740AOS
38	24	1.1/2"	M 52 x 2	420	38	145.5	60	35.00 x 2	PAH740AOS32

2



Swage fitting Interlock, Long Life, AGR, male thread, straight, steel

Application: Swage fitting for HD 700 LL
Connection 1: BSP cylindrical external threads
Sealing form 1: 60° inner cone
Integration: Interlock
Material: Steel
Surface protection: electro galvanised
Standard: ISO 8434-6
 BS 5200
Short code: AGR
Scope of supply: swage nipple + swage ferrule



[www](http://www.hansa-flex.com) ...PAH700HB

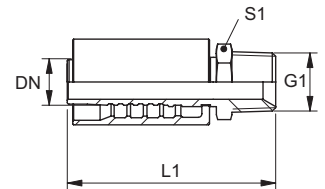
DN	Size	Inch	G1	Working pressure	L1	S1	Item no.
				bar			
31	20	1.1/4"	G 1.1/4" -11	420	125.5	50	PAH732HB

Swage fitting Interlock, Long Life, NPT/F, male thread, straight, steel

Application:	Swage fitting for HD 700 LL
Connection 1:	NPT external threads
Sealing form 1:	Thread seal, additional 60° inner cone.
Integration:	Interlock
Material:	Steel
Surface protection:	electro galvanised
Short code:	AGN
Scope of supply:	swage nipple + swage ferrule

www.hansa-flex.de ...PAH700HN

DN	Size	Inch	G1	Working pressure	L1	Item no.
					mm	
38	24	1.1/2"	1.1/2" -11.5 NPT	150	139.5	PAH740HN



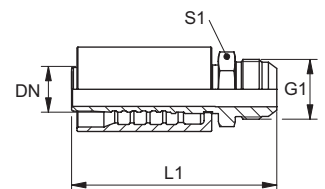
2

Swage fitting Interlock, Long Life, AGJ male thread, straight, steel

Application:	Swage fitting for HD 700 LL
Connection 1:	UN/UNF external threads
Sealing form 1:	74° outer cone
Integration:	Interlock
Material:	Steel
Surface protection:	electro galvanised
Standard:	ISO 8434-2
Short code:	AGJ
Scope of supply:	swage nipple + swage ferrule

www.hansa-flex.de ...PAH700HJ

DN	Size	Inch	G1	Working pressure	L1	S1	Item no.
				bar	mm		
31	20	1.1/4"	1.5/8" -12 UN	200	127.0	46	PAH732HJ

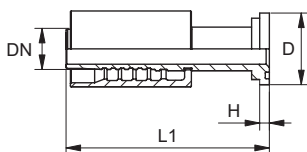




Swage fitting Interlock, Long Life, SFL, SAE flange 3000 PSI

Application: Swage fitting for HD 700 LL
Connection 1: SAE flange connection 3000 PSI
Sealing form 1: flat seal with SAE O-ring
Integration: Interlock
Material: Steel
Surface protection: electro galvanised
Short code: SFL
Scope of supply: swage nipple + swage ferrule

2



Swage fitting Interlock, Long Life, SFL 3000 PSI, straight, steel

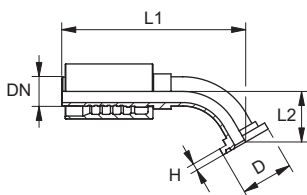
Standard: SAE J 518
ISO 6162-1

[www](http://www.hansa-flex.com) **...PAH700SF**

DN	Flange size	Size	Inch	Working pressure	D	H	L1	Item no.
				bar				
31	1.1/4"	20	1.1/4"	280	50.8	8.1	148.5	PAH732SF
31	1.1/2"	20	1.1/4"	210	60.3	8.1	151.5	PAH732SF40
38	1.1/2"	24	1.1/2"	210	60.3	8.1	166.5	PAH740SF
38	2"	24	1.1/2"	210	71.4	9.6	169.5	PAH740SF50
51	2"	32	2"	210	71.4	9.6	188.0	PAH750SF

Accessories:

SAE flange halves, FH (3000 PSI)	...FH(3000PSI)
Seal for SAE and ISO flanges, FS	...FS
Hexagon socket head cap screw, SCHRAUBE M	...SCHRAUBEM
Hexagon head screw DIN 933 SK, SCHRAUBE M SK	...SCHRAUBEMSK
SAE flange clamp 3000 PSI, VF (3000 PSI)	...VF(3000PSI)



Swage fitting Interlock, Long Life, SFL 3000 PSI, angle 45°, steel

Standard: ISO 6162-1
SAE J 518

[www](http://www.hansa-flex.com) **...PAH700SF45**

DN	Flange size	Size	Inch	Working pressure	D	L1	L2	Item no.
				bar				
31	1.1/4"	20	1.1/4"	280	50.8	194.0	39.0	PAH732SF45
38	1.1/2"	24	1.1/2"	210	60.3	235.0	49.0	PAH740SF45
51	2"	32	2"	210	71.4	289.0	75.0	PAH750SF45

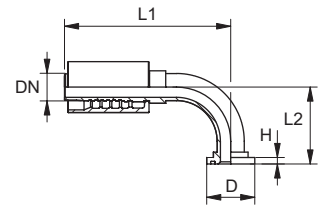
Accessories:

SAE flange halves, FH (3000 PSI)	...FH(3000PSI)
Seal for SAE and ISO flanges, FS	...FS
Hexagon socket head cap screw, SCHRAUBE M	...SCHRAUBEM
Hexagon head screw DIN 933 SK, SCHRAUBE M SK	...SCHRAUBEMSK
SAE flange clamp 3000 PSI, VF (3000 PSI)	...VF(3000PSI)

Swage fitting Interlock, Long Life, SFL 3000 PSI, angle 90°, steel

Standard: ISO 6162-1
SAE J 518

www.hansa-flex.de ...PAH700SF90



DN	Flange size	Size	Inch	Working pressure	D	H	L1	L2	Item no.
				bar					
31	1.1/4"	20	1.1/4"	280	50.8	8.1	186.0	86.0	PAH732SF90
31	1.1/2"	20	1.1/4"	210	60.3	8.1	182.0	91.0	PAH732SF4090
38	1.1/2"	24	1.1/2"	210	60.3	8.1	219.0	108.0	PAH740SF90
51	2"	32	2"	210	71.4	9.5	385.0	160.0	PAH750SF90

Accessories:

SAE flange halves, FH (3000 PSI)	...FH(3000PSI)
Seal for SAE and ISO flanges, FS	...FS
Hexagon socket head cap screw, SCHRAUBE M	...SCHRAUBEM
Hexagon head screw DIN 933 SK, SCHRAUBE M SK	...SCHRAUBEMSK
SAE flange clamp 3000 PSI, VF (3000 PSI)	...VF(3000PSI)

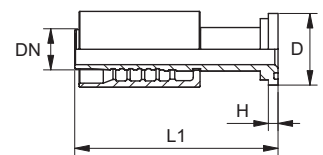
Swage fitting Interlock, Long Life, SFS, SAE flange 6000 PSI

Application:	Swage fitting for HD 700 LL
Connection 1:	SAE flange connection 6000 PSI
Sealing form 1:	flat seal with SAE O-ring
Integration:	Interlock
Material:	Steel
Surface protection:	electro galvanised
Standard:	SAE J 518 ISO 6162-2
Short code:	SFS
Scope of supply:	swage nipple + swage ferrule



Swage fitting Interlock, Long Life, SFS 6000 PSI flange, straight, steel

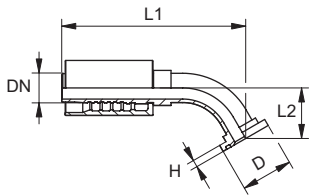
www.hansa-flex.de ...PAH700SF6



DN	Flange size	Size	Inch	Working pressure	D	H	L1	Item no.
				bar				
31	1"	20	1.1/4"	450	47.6	9.6	149.0	PAH732SF625
31	1.1/4"	20	1.1/4"	450	54.0	10.5	162.5	PAH732SF6
31	1.1/2"	20	1.1/4"	420	63.5	12.7	167.0	PAH732SF640
38	1.1/4"	24	1.1/2"	420	54.0	10.4	162.0	PAH740SF632
38	1.1/2"	24	1.1/2"	420	63.5	12.7	183.5	PAH740SF6
38	2"	24	1.1/2"	420	79.4	12.7	188.0	PAH740SF650
51	2"	32	2"	420	79.4	12.6	233.0	PAH750SF6

Accessories:

Seal for SAE and ISO flanges, FS	...FS
Hexagon socket head cap screw, SCHRAUBE M	...SCHRAUBEM
Hexagon head screw DIN 933 SK, SCHRAUBE M SK	...SCHRAUBEMSK
SAE flange clamp, SFH (3000 PSI / 6000 PSI) 4 L VA	...SFH(3000PSI/6000PSI)4LVA
SAE flange halves, SFH (3000 PSI / 6000 PSI) VA	...SFH(3000PSI/6000PSI)VA



Swage fitting Interlock, Long Life, SFS 6000 PSI flange, angle 45°, steel

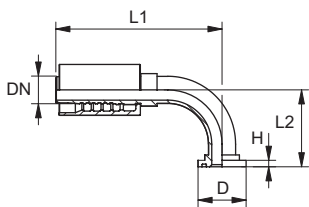
[www](http://www.hansa-flex.com) ...PAH700SF645

DN	Flange size	Size	Inch	Working pressure	D	H	L1	L2	Item no.
				bar					
31	1"	20	1.1/4"	450	47.6	9.6	199.0	47.0	PAH732SF62545
31	1.1/4"	20	1.1/4"	450	54.0	10.4	194.0	42.0	PAH732SF645
31	1.1/2"	20	1.1/4"	420	63.5	12.6	198.0	47.0	PAH732SF64045
38	1.1/4"	24	1.1/2"	420	54.0	10.4	232.5	52.0	PAH740SF63245
38	1.1/2"	24	1.1/2"	420	63.5	12.6	233.0	47.0	PAH740SF645
38	2"	24	1.1/2"	420	79.4	12.6	242.0	56.5	PAH740SF65045
51	2"	32	2"	420	79.4	12.6	286.5	73.0	PAH750SF645

Accessories:

Seal for SAE and ISO flanges, FS	...FS
Hexagon socket head cap screw, SCHRAUBE M	...SCHRAUBEM
Hexagon head screw DIN 933 SK, SCHRAUBE M SK	...SCHRAUBEMSK
SAE flange clamp, SFH (3000 PSI / 6000 PSI) 4 L VA	...SFH(3000PSI/6000PSI)4LVA
SAE flange halves, SFH (3000 PSI / 6000 PSI) VA	...SFH(3000PSI/6000PSI)VA

2



Swage fitting Interlock, Long Life, SFS 6000 PSI flange, angle 90°, steel

[www](http://www.hansa-flex.com) ...PAH700SF690

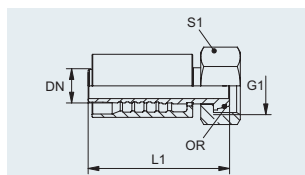
DN	Flange size	Size	Inch	Working pressure	D	H	L1	L2	Item no.
				bar					
31	1"	20	1.1/4"	450	47.6	9.6	182.5	97.5	PAH732SF62590
31	1.1/4"	20	1.1/4"	450	54.0	10.4	182.5	90.0	PAH732SF690
31	1.1/4"	20	1.1/4"	450	54.0	10.4	183.5	120.0	PAH732SF690L120
31	1.1/2"	20	1.1/4"	420	63.5	12.6	181.5	97.0	PAH732SF64090
38	1.1/4"	24	1.1/2"	420	54.0	10.3	219.0	111.0	PAH740SF63290
38	1.1/2"	24	1.1/2"	420	63.5	12.6	219.0	105.0	PAH740SF690
38	2"	24	1.1/2"	420	79.4	12.6	219.0	118.0	PAH740SF65090
51	2"	32	2"	420	79.4	12.6	269.0	157.0	PAH750SF690

Accessories:

Seal for SAE and ISO flanges, FS	...FS
Hexagon socket head cap screw, SCHRAUBE M	...SCHRAUBEM
Hexagon head screw DIN 933 SK, SCHRAUBE M SK	...SCHRAUBEMSK
SAE flange clamp, SFH (3000 PSI / 6000 PSI) 4 L VA	...SFH(3000PSI/6000PSI)4LVA
SAE flange halves, SFH (3000 PSI / 6000 PSI) VA	...SFH(3000PSI/6000PSI)VA

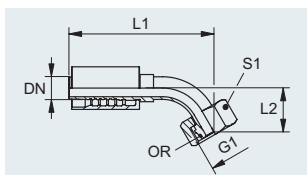
Swage fittings interlock type for spiral hoses (Plus)

Metric series



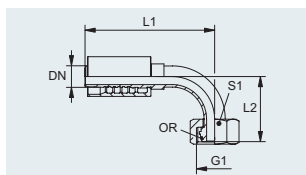
Swage fitting Interlock, PLUS, DKOS, heavy series, union nut, straight, steel

PA700AOSPLUS Page 217



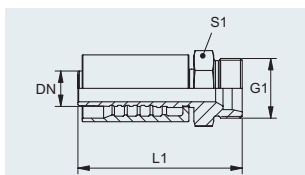
Swage fitting Interlock, PLUS, DKOS, heavy series, union nut, angle 45°, steel

PA700AOS45PLUS Page 217



Swage fitting Interlock, PLUS, DKOS, heavy series, union nut, angle 90°, steel

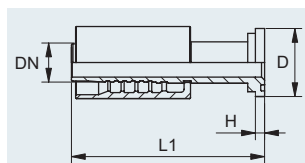
PA700AOS90PLUS Page 218



Swage fitting Interlock, PLUS, CES, male thread, straight, steel

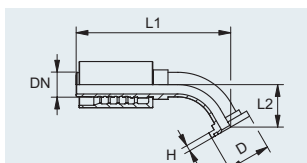
PA700HSPLUS Page 218

Flange



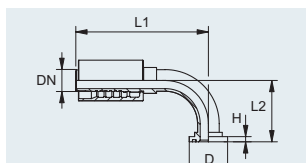
Swage fitting Interlock, PLUS, SFL 3000 PSI flange, straight, steel

PA700SFPLUS Page 219



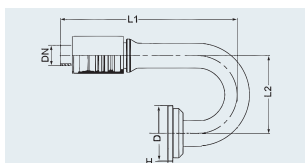
Swage fitting Interlock, PLUS, SFL 3000 PSI flange, angle 45°, steel

PA700SF45PLUS Page 219



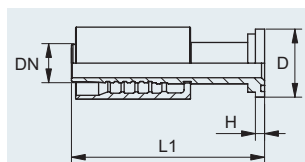
Swage fitting Interlock, PLUS, SFL 3000 PSI flange, angle 90°, steel

PA700SF90PLUS Page 220



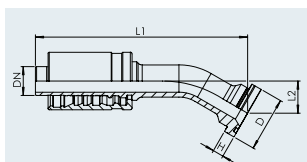
Swage fitting Interlock, PLUS, SFL 3000 PSI flange, angle 180°, steel

PA700SF180PLUS Page 220



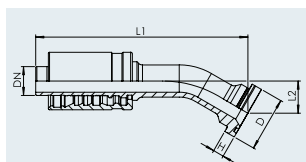
Swage fitting Interlock, PLUS, SFS 6000 PSI flange, straight, steel

PA700SF6PLUS Page 221



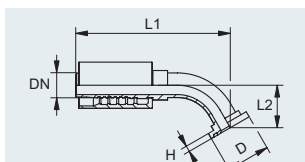
Swage fitting Interlock, PLUS, SFS 6000 PSI flange, angle 15°, steel

PA700SF615PLUS Page 221



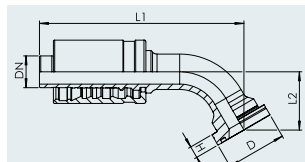
Swage fitting Interlock, PLUS, SFS 6000 PSI flange, angle 30°, steel

PA700SF630PLUS Page 222



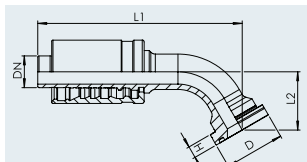
Swage fitting Interlock, PLUS, SFS 6000 PSI flange, angle 45°, steel

PA700SF645PLUS Page 222



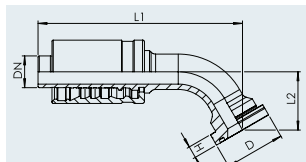
Swage fitting Interlock, PLUS, SFS 6000 PSI flange, angle 60°, steel

PA700SF660PLUS Page 222



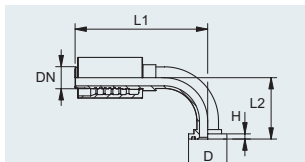
Swage fitting Interlock, PLUS, SFS 6000 PSI flange, angle 65°, steel

PA700SF665PLUS Page 223



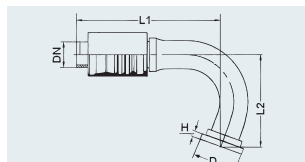
Swage fitting Interlock, PLUS, SFS 6000 PSI flange, angle 70°, steel

PA700SF670PLUS Page 223



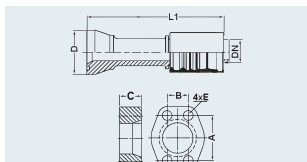
Swage fitting Interlock, PLUS, SFS 6000 PSI flange, angle 90°, steel

PA700SF690PLUS Page 223



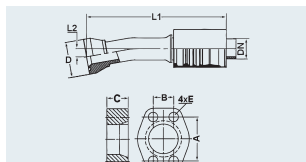
Swage fitting Interlock, PLUS, SFS 6000 PSI flange, angle 105°, steel

PA700SF6105PLUS Page 224



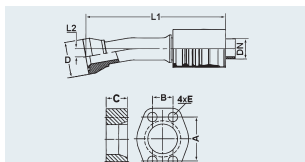
Swage fitting Interlock, PLUS, SK6 6000 PSI tapered flange, straight, steel

PA700SK6PLUS Page 225



Swage fitting Interlock, PLUS, SK6 6000 PSI tapered flange, angle 10°, steel

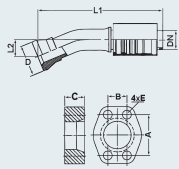
PA700SK610PLUS Page 225



Swage fitting Interlock, PLUS, SK6 6000 PSI tapered flange, angle 15°, steel

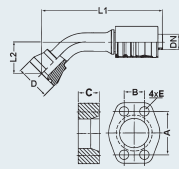
PA700SK615PLUS Page 226

2



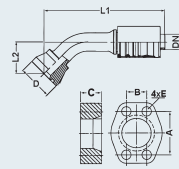
Swage fitting Interlock, PLUS, SK6 6000 PSI tapered flange, angle 22.5°, steel

PA700SK622,5PLUS Page 226



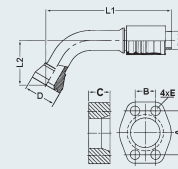
Swage fitting Interlock, PLUS, SK6 6000 PSI tapered flange, angle 30°, steel

PA700SK630PLUS Page 226



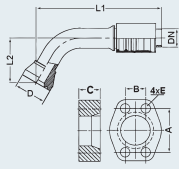
Swage fitting Interlock, PLUS, SK6 6000 PSI tapered flange, angle 45°, steel

PA700SK645PLUS Page 227



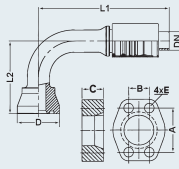
Swage fitting Interlock, PLUS, SK6 6000 PSI tapered flange, angle 60°, steel

PA700SK660PLUS Page 227



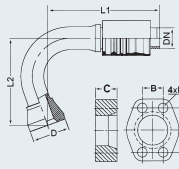
Swage fitting Interlock, PLUS, SK6 6000 PSI tapered flange, angle 70°, steel

PA700SK670PLUS Page 227



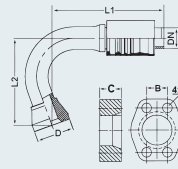
Swage fitting Interlock, PLUS, SK6 6000 PSI tapered flange, angle 90°, steel

PA700SK690PLUS Page 228



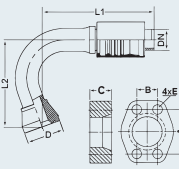
Swage fitting Interlock, PLUS, SK6 6000 PSI tapered flange, angle 100°, steel

PA700SK6100PLUS Page 228



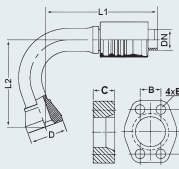
Swage fitting Interlock, PLUS, SK6 6000 PSI tapered flange, angle 105°, steel

PA700SK6105PLUS Page 228



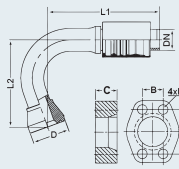
Swage fitting Interlock, PLUS, SK6 6000 PSI tapered flange, angle 110°, steel

PA700SK6110PLUS Page 229



Swage fitting Interlock, PLUS, SK6 6000 PSI tapered flange, angle 120°, steel

PA700SK6120PLUS Page 229



Swage fitting Interlock, PLUS, SK6 6000 PSI tapered flange, angle 135°, steel

PA700SK6135PLUS Page 229

2

Swage fitting Interlock, PLUS, DKOS, 24°, metric, heavy series, union nut

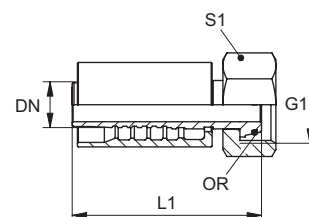
Application: Swage fitting for HD 700 PLUS
Connection 1: metric nut thread
Sealing form 1: 24° outer cone with O-ring
Integration: Interlock
Material: Steel
Surface protection: electro galvanised
Standard: ISO 8434-1
Short code: DKOS
Scope of supply: swage nipple + swage ferrule



Swage fitting Interlock, PLUS, DKOS, heavy series, union nut, straight, steel

www.hansa-flex.de ...PA700AOSPLUS

DN	Size	Inch	G1	For pipe outside Ø	L1	S1	Item no.
				mm	mm		
19	12	3/4"	M 30 x 2	20	103.2	36	PA720AOS16PLUS
19	12	3/4"	M 36 x 2	25	103.2	46	PA720AOSPLUS
25	16	1"	M 36 x 2	25	120.6	46	PA725AOS20PLUS
25	16	1"	M 42 x 2	30	120.6	50	PA725AOSPLUS
25	16	1"	M 52 x 2	38	124.6	60	PA725AOS32PLUS
31	20	1.1/4"	M 42 x 2	30	116.2	50	PA732AOS25PLUS
31	20	1.1/4"	M 52 x 2	38	134.9	60	PA732AOSPLUS
38	24	1.1/2"	M 52 x 2	38	137.0	60	PA740AOS32PLUS

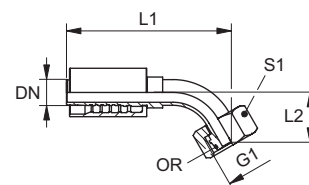


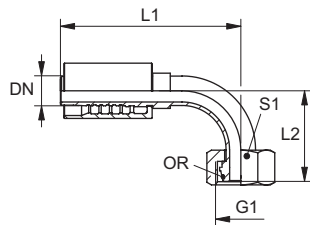
2

Swage fitting Interlock, PLUS, DKOS, heavy series, union nut, angle 45°, steel

www.hansa-flex.de ...PA700AOS45PLUS

DN	Size	Inch	G1	For pipe outside Ø	L1	L2	S1	Item no.
				mm	mm	mm		
19	12	3/4"	M 30 x 2	20	124.4	28.2	36	PA720AOS1645PLUS
19	12	3/4"	M 36 x 2	25	135.1	32.0	46	PA720AOS45PLUS
25	16	1"	M 42 x 2	30	163.6	35.0	50	PA725AOS45PLUS
31	20	1.1/4"	M 42 x 2	30	195.3	39.9	50	PA732AOS2545PLUS
31	20	1.1/4"	M 52 x 2	38	199.4	63.0	60	PA732AOS45PLUS
38	24	1.1/2"	M 52 x 2	38	198.0	39.5	60	PA740AOS3245PLUS





Swage fitting Interlock, PLUS, DKOS, heavy series, union nut, angle 90°, steel

[www.Q...PA700AOS90PLUS](#)

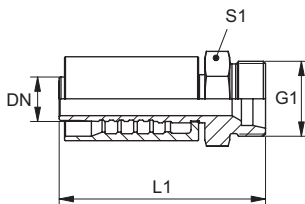
DN	Size	Inch	G1	For pipe outside Ø	L1	L2	S1	Item no.
				mm	mm	mm		
19	12	3/4"	M 30 x 2	20	110.4	54.0	36	PA720AOS1690PLUS
19	12	3/4"	M 36 x 2	25	124.8	65.0	46	PA720AOS90PLUS
25	16	1"	M 42 x 2	30	155.6	76.0	50	PA725AOS90PLUS
31	20	1.1/4"	M 42 x 2	30	185.0	83.0	50	PA732AOS2590PLUS
31	20	1.1/4"	M 52 x 2	38	185.0	89.0	60	PA732AOS90PLUS
38	24	1.1/2"	M 52 x 2	38	195.0	93.5	60	PA740AOS3290PLUS

2



Swage fitting Interlock, PLUS, CES, male thread, straight, steel

- Application:** Swage fitting for HD 700 PLUS
- Connection 1:** metric cylindrical outer thread
- Sealing form 1:** 24° inner cone
- Integration:** Interlock
- Material:** Steel
- Surface protection:** electro galvanised
- Standard:** ISO 8434-1
- Short code:** CES
- Scope of supply:** swage nipple + swage ferrule



[www.Q...PA700HSPLUS](#)

Series	DN	Size	Inch	G1	For pipe outside Ø	L1	S1	Item no.
					mm	mm		
S	19	12	3/4"	M 36 x 2	25	88.4	41	PA720HSPLUS
S	31	20	1.1/4"	M 52 x 2	38	124.4	55	PA732HSPLUS
S	25	16	1"	M 42 x 2	30	110.0	46	PA725HSPLUS

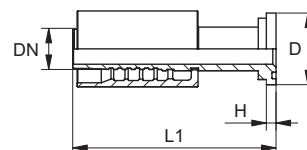
Swage fitting Interlock, PLUS, SFL, SAE flange 3000 PSI

Application: Swage fitting for HD 700 PLUS
Integration: Interlock
Material: Steel
Standard: SAE J 518
 ISO 6162-1
Short code: SFL
Scope of supply: swage nipple + swage ferrule



Swage fitting Interlock, PLUS, SFL 3000 PSI flange, straight, steel

Connection 1: SAE flange connection 3000 PSI
Sealing form 1: flat seal with SAE O-ring
Surface protection: electro galvanised



2

[www](#) ...PA700SFPLUS

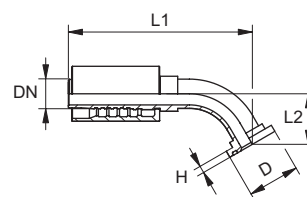
DN	Flange size	Size	Inch	Working pressure	D	H	L1	Item no.
				bar				
19	1"	12	3/4"	320	44.5	8.1	104.3	PA720SF25PLUS
25	1.1/4"	16	1"	280	50.8	8.1	127.7	PA725SF32PLUS
31	1.1/4"	20	1.1/4"	280	50.8	8.1	138.1	PA732SFPLUS
50	2"	32	2"	210	71.4	8.1	171.9	PA750SFPLUS

Accessories:

- SAE flange halves, FH (3000 PSI) ...FH(3000PSI)
- Seal for SAE and ISO flanges, FS ...FS
- Hexagon socket head cap screw, SCHRAUBE M ...SCHRAUBEM
- Hexagon head screw DIN 933 SK, SCHRAUBE M SK ...SCHRAUBEMSK
- SAE flange clamp 3000 PSI, VF (3000 PSI) ...VF(3000PSI)

Swage fitting Interlock, PLUS, SFL 3000 PSI flange, angle 45°, steel

Connection 1: SAE flange connection 3000 PSI
Sealing form 1: flat seal with SAE O-ring
Surface protection: electro galvanised



[www](#) ...PA700SF45PLUS

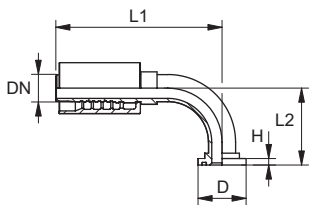
DN	Flange size	Size	Inch	Working pressure	D	H	L1	L2	Item no.
				bar					
19	1"	12	3/4"	320	44.5	8.1	160.6	32.0	PA720SF2545PLUS
31	1.1/4"	20	1.1/4"	280	50.8	8.1	226.7	60.0	PA732SF45PLUS
50	2"	32	2"	210	71.4	8.1	242.3	53.3	PA750SF45PLUS





Accessories:

SAE flange halves, FH (3000 PSI)	...FH(3000PSI)
Seal for SAE and ISO flanges, FS	...FS
Hexagon socket head cap screw, SCHRAUBE M	...SCHRAUBEM
Hexagon head screw DIN 933 SK, SCHRAUBE M SK	...SCHRAUBEMSK
SAE flange clamp 3000 PSI, VF (3000 PSI)	...VF(3000PSI)



Swage fitting Interlock, PLUS, SFL 3000 PSI flange, angle 90°, steel

Connection 1: SAE flange connection 3000 PSI

Sealing form 1: flat seal with SAE O-ring

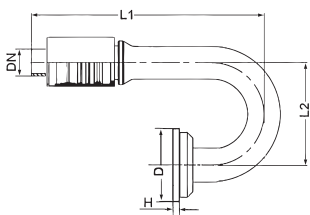
Surface protection: electro galvanised

...PA700SF90PLUS

DN	Flange size	Size	Inch	Working pressure	D	H	L1	L2	Item no.
				bar					
19	1"	12	3/4"	320	44.5	8.1	139.8	71.0	PA720SF2590PLUS
25	1"	16	1"	320	44.5	8.1	155.6	71.0	PA725SF90PLUS
25	1.1/4"	16	1"	280	50.8	8.1	144.0	80.0	PA725SF3290L80PLUS
25	1.1/4"	16	1"	280	50.8	8.1	174.3	100.0	PA725SF3290L100PL
50	2"	32	2"	210	71.4	8.1	247.6	134.0	PA750SF90PLUS

Accessories:

SAE flange halves, FH (3000 PSI)	...FH(3000PSI)
Seal for SAE and ISO flanges, FS	...FS
Hexagon socket head cap screw, SCHRAUBE M	...SCHRAUBEM
Hexagon head screw DIN 933 SK, SCHRAUBE M SK	...SCHRAUBEMSK
SAE flange clamp 3000 PSI, VF (3000 PSI)	...VF(3000PSI)



Swage fitting Interlock, PLUS, SFL 3000 PSI flange, angle 180°, steel

...PA700SF180PLUS

DN	Flange size	Size	Inch	Working pressure	D	H	Item no.
				bar			
19	1"	12	3/4"	320	44.5	8.1	PA720SF25180PLUS

Accessories:

SAE flange halves, FH (3000 PSI)	...FH(3000PSI)
Seal for SAE and ISO flanges, FS	...FS
Hexagon socket head cap screw, SCHRAUBE M	...SCHRAUBEM
Hexagon head screw DIN 933 SK, SCHRAUBE M SK	...SCHRAUBEMSK
SAE flange clamp 3000 PSI, VF (3000 PSI)	...VF(3000PSI)

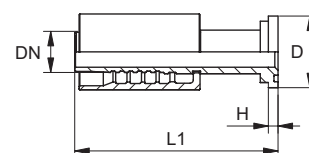
Swage fitting Interlock, PLUS, SFS, SAE flange 6000 PSI

Application:	Swage fitting for HD 700 PLUS
Connection 1:	SAE flange connection 6000 PSI
Sealing form 1:	flat seal with SAE O-ring
Integration:	Interlock
Material:	Steel
Surface protection:	electro galvanised
Standard:	SAE J 518 ISO 6162-2
Short code:	SFS
Scope of supply:	swage nipple + swage ferrule



Swage fitting Interlock, PLUS, SFS 6000 PSI flange, straight, steel

 **...PA700SF6PLUS**



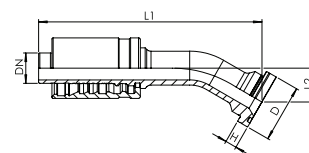
DN	Flange size	Size	Inch	Working pressure	D	H	L1	Item no.
19	3/4"	12	3/4"	420	41.3	8.8	110.6	PA720SF6PLUS
19	1"	12	3/4"	420	47.6	9.6	118.2	PA720SF625PLUS
25	3/4"	16	1"	420	41.3	9.6	141.4	PA725SF620PLUS
25	1"	16	1"	420	47.6	9.6	134.0	PA725SF6PLUS
25	1.1/4"	16	1"	420	54.0	10.5	134.9	PA725SF632PLUS
31	1"	20	1.1/4"	420	47.6	9.6	166.4	PA732SF625PLUS
31	1.1/4"	20	1.1/4"	420	54.0	10.5	145.2	PA732SF6PLUS
31	1.1/4"	20	1.1/4"	420	54.0	10.5	189.9	PA732SF6L115PLUS
31	1.1/2"	20	1.1/4"	420	63.5	12.6	162.0	PA732SF640PLUS
38	1.1/2"	24	1.1/2"	420	63.5	12.6	203.0	PA740SF6PLUS
51	2"	32	2"	420	79.4	12.6	200.8	PA750SF6PLUS

Accessories:

Seal for SAE and ISO flanges, FS	...FS
Hexagon socket head cap screw, SCHRAUBE M	...SCHRAUBEM
Hexagon head screw DIN 933 SK, SCHRAUBE M SK	...SCHRAUBEMSK
SAE flange clamp, SFH (3000 PSI / 6000 PSI) 4 L VA	...SFH(3000PSI/6000PSI)4LVA
SAE flange halves, SFH (3000 PSI / 6000 PSI) VA	...SFH(3000PSI/6000PSI)VA

Swage fitting Interlock, PLUS, SFS 6000 PSI flange, angle 15°, steel

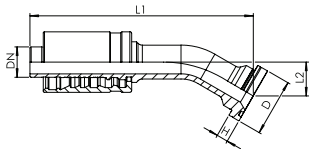
 **...PA700SF615PLUS**



DN	Flange size	Size	Inch	Working pressure	D	H	L2	Item no.
31	1.1/4"	20	1.1/4"	420	54.0	10.5	20.0	PA732SF615L20PLUS
31	1.1/2"	20	1.1/4"	420	63.5	12.6	20.0	PA732SF64015L20PL

Accessories:

Seal for SAE and ISO flanges, FS	...FS
Hexagon socket head cap screw, SCHRAUBE M	...SCHRAUBEM
Hexagon head screw DIN 933 SK, SCHRAUBE M SK	...SCHRAUBEMSK
SAE flange clamp, SFH (3000 PSI / 6000 PSI) 4 L VA	...SFH(3000PSI/6000PSI)4LVA
SAE flange halves, SFH (3000 PSI / 6000 PSI) VA	...SFH(3000PSI/6000PSI)VA



Swage fitting Interlock, PLUS, SFS 6000 PSI flange, angle 30°, steel

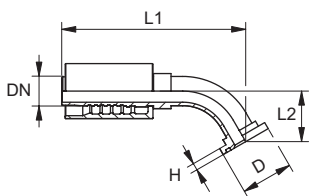
[www](#) **...PA700SF630PLUS**

DN	Flange size	Size	Inch	Working pressure	D	H	L1	L2	Item no.
				bar					
25	1"	16	1"	420	47.6	9.6	168.7	30.0	PA725SF630L30PLUS
31	1.1/4"	20	1.1/4"	420	54.0	10.5	223.2	38.0	PA732SF630PLUS

Accessories:

Seal for SAE and ISO flanges, FS	...FS
Hexagon socket head cap screw, SCHRAUBE M	...SCHRAUBEM
Hexagon head screw DIN 933 SK, SCHRAUBE M SK	...SCHRAUBEMSK
SAE flange clamp, SFH (3000 PSI / 6000 PSI) 4 L VA	...SFH(3000PSI/6000PSI)4LVA
SAE flange halves, SFH (3000 PSI / 6000 PSI) VA	...SFH(3000PSI/6000PSI)VA

2



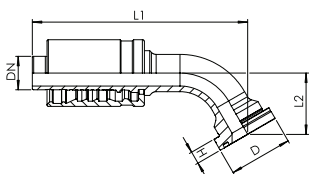
Swage fitting Interlock, PLUS, SFS 6000 PSI flange, angle 45°, steel

[www](#) **...PA700SF645PLUS**

DN	Flange size	Size	Inch	Working pressure	D	H	L1	L2	Item no.
				bar					
19	3/4"	12	3/4"	420	41.3	8.8	152.9	40.0	PA720SF645PLUS
19	1"	12	3/4"	420	47.6	9.6	144.9	32.0	PA720SF62545PLUS
25	1"	16	1"	420	47.6	9.6	190.5	50.0	PA725SF645PLUS
25	1.1/4"	16	1"	420	54.0	10.5	190.6	50.0	PA725SF63245PLUS
31	1.1/4"	20	1.1/4"	420	54.0	10.5	211.0	60.0	PA732SF645PLUS
31	1.1/4"	20	1.1/4"	420	54.0	10.5	211.0	39.0	PA732SF645L39PLUS
38	1.1/2"	24	1.1/2"	420	63.5	12.6	273.0	80.0	PA740SF645PLUS
38	1.1/2"	24	1.1/2"	420	63.5	12.6	263.0	70.0	PA740SF645L70PLUS
51	2"	32	2"	420	79.4	12.6	297.6	69.0	PA750SF645PLUS

Accessories:

Seal for SAE and ISO flanges, FS	...FS
Hexagon socket head cap screw, SCHRAUBE M	...SCHRAUBEM
Hexagon head screw DIN 933 SK, SCHRAUBE M SK	...SCHRAUBEMSK
SAE flange clamp, SFH (3000 PSI / 6000 PSI) 4 L VA	...SFH(3000PSI/6000PSI)4LVA
SAE flange halves, SFH (3000 PSI / 6000 PSI) VA	...SFH(3000PSI/6000PSI)VA



Swage fitting Interlock, PLUS, SFS 6000 PSI flange, angle 60°, steel

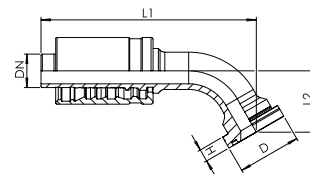
[www](#) **...PA700SF660PLUS**

DN	Flange size	Size	Inch	Working pressure	D	H	L1	L2	Item no.
				bar					
31	1.1/4"	20	1.1/4"	420	54.0	10.5	224.1	60.0	PA732SF660PLUS

Accessories:

Seal for SAE and ISO flanges, FS	...FS
Hexagon socket head cap screw, SCHRAUBE M	...SCHRAUBEM
Hexagon head screw DIN 933 SK, SCHRAUBE M SK	...SCHRAUBEMSK
SAE flange clamp, SFH (3000 PSI / 6000 PSI) 4 L VA	...SFH(3000PSI/6000PSI)4LVA
SAE flange halves, SFH (3000 PSI / 6000 PSI) VA	...SFH(3000PSI/6000PSI)VA

Swage fitting Interlock, PLUS, SFS 6000 PSI flange, angle 65°, steel



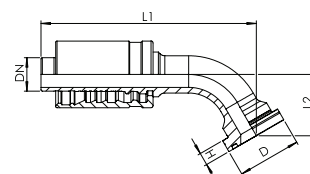
www Q ...PA700SF665PLUS

DN	Flange size	Size	Inch	Working pressure		D	H	L1	L2	Item no.
				bar	mm					
25	1"	16	1"	420	47.6	0.6	192.3	70.9	PA725SF665PLUS	

Accessories:

Seal for SAE and ISO flanges, FS	...FS
Hexagon socket head cap screw, SCHRAUBE M	...SCHRAUBEM
Hexagon head screw DIN 933 SK, SCHRAUBE M SK	...SCHRAUBEMSK
SAE flange clamp, SFH (3000 PSI / 6000 PSI) 4 L VA	...SFH(3000PSI/6000PSI)4LVA
SAE flange halves, SFH (3000 PSI / 6000 PSI) VA	...SFH(3000PSI/6000PSI)VA

Swage fitting Interlock, PLUS, SFS 6000 PSI flange, angle 70°, steel



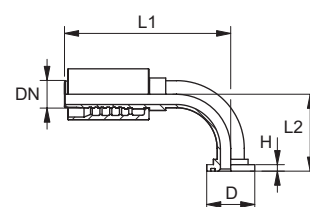
www Q ...PA700SF670PLUS

DN	Flange size	Size	Inch	Working pressure		D	H	L1	L2	Item no.
				bar	mm					
25	1"	16	1"	420	47.6	9.6	184.1	67.9	PA725SF670PLUS	

Accessories:

Seal for SAE and ISO flanges, FS	...FS
Hexagon socket head cap screw, SCHRAUBE M	...SCHRAUBEM
Hexagon head screw DIN 933 SK, SCHRAUBE M SK	...SCHRAUBEMSK
SAE flange clamp, SFH (3000 PSI / 6000 PSI) 4 L VA	...SFH(3000PSI/6000PSI)4LVA
SAE flange halves, SFH (3000 PSI / 6000 PSI) VA	...SFH(3000PSI/6000PSI)VA

Swage fitting Interlock, PLUS, SFS 6000 PSI flange, angle 90°, steel



www Q ...PA700SF690PLUS

DN	Flange size	Size	Inch	Working pressure		D	H	L1	L2	Item no.
				bar	mm					
19	3/4"	12	3/4"	420	41.3	8.8	124.8	86.0	PA720SF690PLUS	
19	3/4"	12	3/4"	420	41.3	8.8	124.8	60.0	PA720SF690L60PLUS	
19	1"	12	3/4"	420	47.6	9.6	128.4	86.0	PA720SF62590PLUS	
25	1"	16	1"	420	47.6	9.6	155.6	75.0	PA725SF690L75PLUS	
25	1"	16	1"	420	47.6	9.6	144.2	80.0	PA725SF690L80PLUS	
25	1"	16	1"	420	47.6	9.6	155.6	86.0	PA725SF690L86PLUS	
25	1"	16	1"	420	47.6	9.6	155.6	100.0	PA725SF690L100PLUS	
25	1"	16	1"	420	47.6	9.6	155.6	110.0	PA725SF690L110PLUS	
25	1"	16	1"	420	47.6	9.6	155.6	130.0	PA725SF690L130PLUS	
25	1.1/4"	16	1"	420	54.0	10.5	174.7	89.0	PA725SF63290PLUS	
25	1.1/4"	16	1"	420	54.0	10.5	174.7	100.0	PA725SF63290L100PL	
31	1.1/4"	20	1.1/4"	420	54.0	10.5	185.0	120.0	PA732SF690PLUS	
31	1.1/4"	20	1.1/4"	420	54.0	10.5	185.0	90.0	PA732SF690L90PLUS	
31	1.1/4"	20	1.1/4"	420	54.0	10.5	185.0	95.0	PA732SF690L95PLUS	
31	1.1/4"	20	1.1/4"	420	54.0	10.5	185.0	150.0	PA732SF690L150PLUS	
31	1.1/4"	20	1.1/4"	420	54.0	10.5	168.5	180.0	PA732SF690L180PLUS	
38	1.1/4"	24	1.1/2"	420	54.0	10.5	195.0	85.0	PA740SF63290PLUS	



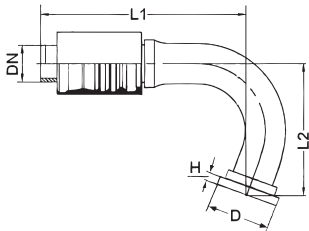


DN	Flange size	Size	Inch	Working pressure	D	H	L1	L2	Item no.
				bar	mm	mm	mm	mm	
38	1.1/4"	24	1.1/2"	420	54.0	10.5	195.0	120.0	PA740SF63290L120PL
38	1.1/2"	24	1.1/2"	420	63.5	12.6	234.0	140.0	PA740SF690PLUS
51	2"	32	2"	420	79.4	12.6	281.6	150.0	PA750SF690PLUS

Accessories:

Seal for SAE and ISO flanges, FS	...FS
Hexagon socket head cap screw, SCHRAUBE M	...SCHRAUBEM
Hexagon head screw DIN 933 SK, SCHRAUBE M SK	...SCHRAUBEMSK
SAE flange clamp, SFH (3000 PSI / 6000 PSI) 4 L VA	...SFH(3000PSI/6000PSI)4LVA
SAE flange halves, SFH (3000 PSI / 6000 PSI) VA	...SFH(3000PSI/6000PSI)VA

2



Swage fitting Interlock, PLUS, SFS 6000 PSI flange, angle 105°, steel

 **...PA700SF6105PLUS**

DN	Flange size	Size	Inch	Working pressure	D	H	L1	L2	Item no.
				bar	mm	mm	mm	mm	
31	1.1/4"	20	1.1/4"	420	54.0	10.5	167.8	130.0	PA732SF6105PLUS
31	1.1/2"	20	1.1/4"	420	63.5	12.6	210.0	120.0	PA732SF640105PLUS

Accessories:

Seal for SAE and ISO flanges, FS	...FS
Hexagon socket head cap screw, SCHRAUBE M	...SCHRAUBEM
Hexagon head screw DIN 933 SK, SCHRAUBE M SK	...SCHRAUBEMSK
SAE flange clamp, SFH (3000 PSI / 6000 PSI) 4 L VA	...SFH(3000PSI/6000PSI)4LVA
SAE flange halves, SFH (3000 PSI / 6000 PSI) VA	...SFH(3000PSI/6000PSI)VA

Swage fitting Interlock, PLUS, SFS, SK6, tapered flange, SAE flange 6000 PSI

- Application:** Swage fitting for HD 700 PLUS
- Connection 1:** SAE flange connection 6000 PSI
- Sealing form 1:** flat seal with SAE O-ring
- Integration:** Interlock
- Additional feature:** SAE-cone fitting
- Material:** Steel
- Surface protection:** electro galvanised
- Scope of supply:** swage nipple + swage ferrule



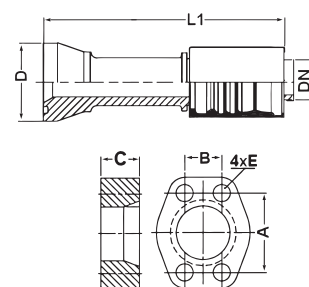
Swage fitting Interlock, PLUS, SK6 6000 PSI tapered flange, straight, steel

[www.Q](#) ...PA700SK6PLUS

DN	Flange size	Size	Inch	Working pressure	C	D	E	L1	M metr.	Item no.
					bar	mm	mm	mm		
19	3/4"	12	3/4"	420	25.0	43.5	11	117.5	M 10 x 45	PA720SK6PLUS
25	1.1/4"	16	1"	420	32.0	57.4	15	134.0	M 14 x 60	PA725SK632PLUS
25	1"	16	1"	420	27.0	49.4	13	134.0	M 12 x 50	PA725SK6PLUS
31	1.1/4"	20	1.1/4"	420	32.0	57.4	15	197.0	M 14 x 60	PA732SK6PLUS
38	1.1/4"	24	1.1/2"	420	32.0	57.4	15	200.0	M 14 x 60	PA740SK632PLUS
38	2"	24	1.1/2"	420	50.0	83.5	21	225.0	M 20 x 120	PA740SK650PLUS
38	1.1/2"	24	1.1/2"	420	40.0	68.4	17	203.0	M 16 x 100	PA740SK6PLUS
51	1.1/2"	32	2"	420	40.0	68.4	17	233.0	M 16 x 100	PA750SK640PLUS
51	2"	32	2"	420	50.0	83.5	21	233.0	M 20 x 120	PA750SK6PLUS

Accessories:

- Seal for SAE and ISO flanges, FS ...FS
- Hexagon socket head cap screw, SCHRAUBE M ...SCHRAUBEM
- Hexagon socket head cap screw, SCHRAUBE M VZ ...SCHRAUBEMVZ



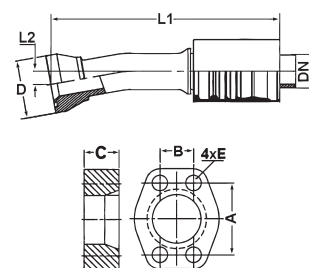
Swage fitting Interlock, PLUS, SK6 6000 PSI tapered flange, angle 10°, steel

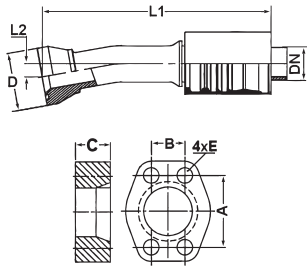
[www.Q](#) ...PA700SK610PLUS

DN	Flange size	Size	Inch	Working pressure	C	D	E	L1	L2	M metr.	Item no.
					bar	mm	mm	mm	mm		
38	1.1/2"	24	1.1/2"	420	40.0	68.4	17	215.0	20.0	M 16 x 100	PA740SK610PLUS

Accessories:

- Seal for SAE and ISO flanges, FS ...FS
- Hexagon socket head cap screw, SCHRAUBE M ...SCHRAUBEM
- Hexagon socket head cap screw, SCHRAUBE M VZ ...SCHRAUBEMVZ





Swage fitting Interlock, PLUS, SK6 6000 PSI tapered flange, angle 15°, steel

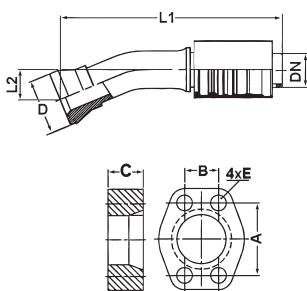
[www](#) **...PA700SK615PLUS**

DN	Flange size	Size	Inch	Working pressure	C	D	E	L1	L2	M metr.	Item no.
				bar	mm	mm	mm	mm	mm		
25	1"	16	1"	420	27.0	57.4	13	199.1	14.0	M 12 x 50	PA725SK615PLUS
31	1.1/4"	20	1.1/4"	420	32.0	57.4	15	229.0	20.0	M 14 x 60	PA732SK615L20PLUS
31	1.1/2"	20	1.1/4"	420	40.0	68.4	17	254.0	20.3	M 16 x 100	PA732SK64015L20PL
38	1.1/2"	24	1.1/2"	420	40.0	68.4	17	293.0	25.0	M 16 x 100	PA740SK615PLUS
51	2"	32	2"	420	50.0	83.5	21	303.0	25.0	M 20 x 120	PA750SK615PLUS

Accessories:

- Seal for SAE and ISO flanges, FS ...FS
- Hexagon socket head cap screw, SCHRAUBE M ...SCHRAUBEM
- Hexagon socket head cap screw, SCHRAUBE M VZ ...SCHRAUBEMVZ

2



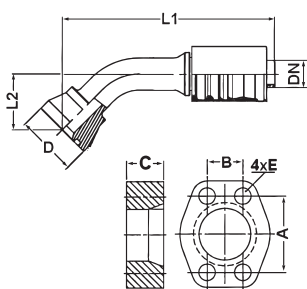
Swage fitting Interlock, PLUS, SK6 6000 PSI tapered flange, angle 22.5°, steel

[www](#) **...PA700SK622,5PLUS**

DN	Flange size	Size	Inch	Working pressure	C	D	E	L1	L2	M metr.	Item no.
				bar	mm	mm	mm	mm	mm		
38	1.1/2"	24	1.1/2"	420	40.0	68.4	17	296.0	38.0	M 16 x 100	PA740SK622.5PLUS
51	2"	32	2"	420	50.0	83.5	21	315.0	45.0	M 20 x 120	PA750SK622.5PLUS

Accessories:

- Seal for SAE and ISO flanges, FS ...FS
- Hexagon socket head cap screw, SCHRAUBE M ...SCHRAUBEM
- Hexagon socket head cap screw, SCHRAUBE M VZ ...SCHRAUBEMVZ



Swage fitting Interlock, PLUS, SK6 6000 PSI tapered flange, angle 30°, steel

[www](#) **...PA700SK630PLUS**

DN	Flange size	Size	Inch	Working pressure	C	D	E	L1	L2	M metr.	Item no.
				bar	mm	mm	mm	mm	mm		
25	1.1/4"	16	1"	420	32.0	57.4	15	194.0	31.3	M 14 x 60	PA725SK63230PLUS
31	1.1/2"	20	1.1/4"	420	40.0	68.4	17	247.0	25.5	M 16 x 100	PA732SK64030PLUS
38	1.1/2"	24	1.1/2"	420	40.0	68.4	17	279.0	50.0	M 16 x 100	PA740SK630PLUS
51	2"	32	2"	420	50.0	83.5	21	297.0	55.0	M 20 x 120	PA750SK630PLUS

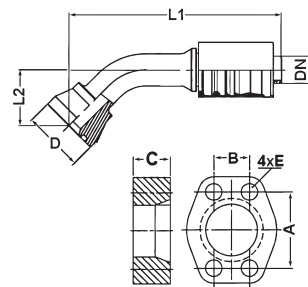
Accessories:

- Seal for SAE and ISO flanges, FS ...FS
- Hexagon socket head cap screw, SCHRAUBE M ...SCHRAUBEM
- Hexagon socket head cap screw, SCHRAUBE M VZ ...SCHRAUBEMVZ

Swage fitting Interlock, PLUS, SK6 6000 PSI tapered flange, angle 45°, steel

[www](#)  ...PA700SK645PLUS

DN	Flange size	Size	Inch	Working pressure	C	D	E	L1	L2	M metr.	Item no.
					bar	mm	mm	mm	mm		
19	3/4"	12	3/4"	420	25.0	43.5	11	152.8	40.0	M 10 x 45	PA720SK645PLUS
25	1.1/4"	16	1"	420	32.0	57.4	15	183.8	50.2	M 14 x 60	PA725SK63245PLUS
25	1"	16	1"	420	27.0	49.4	13	183.7	45.0	M 12 x 50	PA725SK645PLUS
31	1.1/2"	20	1.1/4"	420	40.0	68.4	17	235.0	60.1	M 16 x 100	PA732SK64045PLUS
31	1.1/4"	20	1.1/4"	420	32.0	57.4	15	211.0	60.0	M 14 x 60	PA732SK645PLUS
38	1.1/2"	24	1.1/2"	420	40.0	68.4	17	273.0	80.0	M 16 x 100	PA740SK645PLUS
38	2"	24	1.1/2"	420	50.0	83.5	21	320.0	90.0	M 20 x 120	PA740SK65045PLUS
51	2"	32	2"	420	50.0	83.5	21	308.0	90.0	M 20 x 120	PA750SK645PLUS



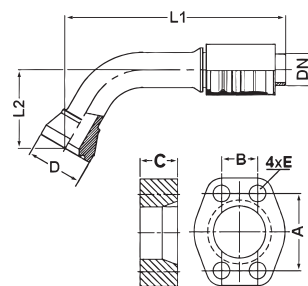
Accessories:

Seal for SAE and ISO flanges, FS	...FS
Hexagon socket head cap screw, SCHRAUBE M	...SCHRAUBEM
Hexagon socket head cap screw, SCHRAUBE M VZ	...SCHRAUBEMVZ

Swage fitting Interlock, PLUS, SK6 6000 PSI tapered flange, angle 60°, steel

[www](#)  ...PA700SK660PLUS

DN	Flange size	Size	Inch	Working pressure	C	D	E	L1	L2	M metr.	Item no.
					bar	mm	mm	mm	mm		
31	1.1/4"	20	1.1/4"	420	32.0	57.4	15	228.3	80.0	M 14 x 60	PA732SK660PLUS
38	1.1/2"	24	1.1/2"	420	40.0	68.4	17	291.0	115.0	M 16 x 100	PA740SK660PLUS
51	2"	32	2"	420	50.0	83.5	21	328.4	120.0	M 20 x 120	PA750SK660PLUS



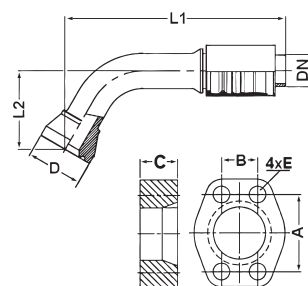
Accessories:

Seal for SAE and ISO flanges, FS	...FS
Hexagon socket head cap screw, SCHRAUBE M	...SCHRAUBEM
Hexagon socket head cap screw, SCHRAUBE M VZ	...SCHRAUBEMVZ

Swage fitting Interlock, PLUS, SK6 6000 PSI tapered flange, angle 70°, steel

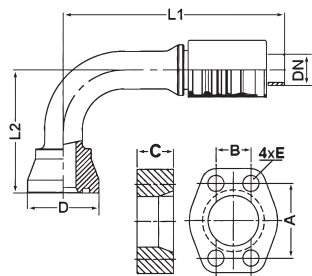
[www](#)  ...PA700SK670PLUS

DN	Flange size	Size	Inch	Working pressure	C	E	L1	L2	M metr.	Item no.
					bar	mm	mm	mm		
25	1"	16	1"	420	27.0	13	183.9	71.6	M 12 x 50	PA725SK670PLUS



Accessories:

Seal for SAE and ISO flanges, FS	...FS
Hexagon socket head cap screw, SCHRAUBE M	...SCHRAUBEM
Hexagon socket head cap screw, SCHRAUBE M VZ	...SCHRAUBEMVZ



Swage fitting Interlock, PLUS, SK6 6000 PSI tapered flange, angle 90°, steel

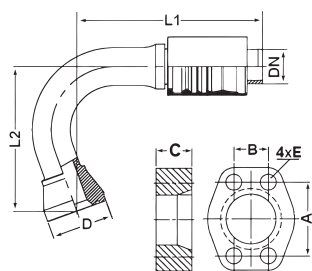
[www](http://www.hansa-flex.com) ...PA700SK690PLUS

DN	Flange size	Size	Inch	Working pressure	C	D	E	L1	L2	M metr.	Item no.
19	3/4"	12	3/4"	420	25.0	43.5	11	134.8	75.0	M 10 x 45	PA720SK690PLUS
25	1.1/4"	16	1"	420	32.0	57.4	15	167.6	105.0	M 14 x 60	PA725SK63290PLUS
25	1"	16	1"	420	27.0	49.4	13	155.0	90.0	M 12 x 50	PA725SK690PLUS
31	1.1/2"	20	1.1/4"	420	40.0	68.4	17	213.1	125.9	M 16 x 100	PA732SK64090PLUS
31	1.1/4"	20	1.1/4"	420	32.0	57.4	15	185.0	160.0	M 14 x 60	PA732SK690L160PLUS
31	1.1/4"	20	1.1/4"	420	32.0	57.4	15	185.0	120.0	M 14 x 60	PA732SK690PLUS
38	2"	24	1.1/2"	420	50.0	83.5	21	284.0	180.0	M 20 x 120	PA740SK65090L180PL
38	2"	24	1.1/2"	420	50.0	83.5	21	287.0	160.0	M 20 x 120	PA740SK65090PLUS
38	1.1/2"	24	1.1/2"	420	40.0	68.4	17	234.0	180.0	M 16 x 100	PA740SK690L180PLUS
38	1.1/2"	24	1.1/2"	420	40.0	68.4	17	234.0	215.0	M 16 x 100	PA740SK690L215PLUS
38	1.1/2"	24	1.1/2"	420	40.0	68.4	17	234.0	140.0	M 16 x 100	PA740SK690PLUS
51	1.1/2"	32	2"	420	40.0	68.4	17	265.0	175.0	M 16 x 100	PA750SK64090PLUS
51	2"	32	2"	420	50.0	83.5	21	217.6	280.0	M 20 x 120	PA750SK690L280PLUS
51	2"	32	2"	420	50.0	83.5	21	272.9	180.0	M 20 x 120	PA750SK690PLUS

Accessories:

Seal for SAE and ISO flanges, FS	...FS
Hexagon socket head cap screw, SCHRAUBE M	...SCHRAUBEM
Hexagon socket head cap screw, SCHRAUBE M VZ	...SCHRAUBEMVZ

2



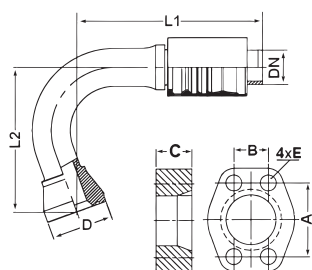
Swage fitting Interlock, PLUS, SK6 6000 PSI tapered flange, angle 100°, steel

[www](http://www.hansa-flex.com) ...PA700SK6100PLUS

DN	Flange size	Size	Inch	Working pressure	C	D	E	L1	L2	M metr.	Item no.
51	2"	32	2"	420	50.0	83.5	21	196.0	195.0	M 20 x 120	PA750SK6100PLUS

Accessories:

Seal for SAE and ISO flanges, FS	...FS
Hexagon socket head cap screw, SCHRAUBE M	...SCHRAUBEM
Hexagon socket head cap screw, SCHRAUBE M VZ	...SCHRAUBEMVZ



Swage fitting Interlock, PLUS, SK6 6000 PSI tapered flange, angle 105°, steel

[www](http://www.hansa-flex.com) ...PA700SK6105PLUS

DN	Flange size	Size	Inch	Working pressure	C	D	E	L1	L2	M metr.	Item no.
31	1.1/2"	20	1.1/4"	420	40.0	68.4	17	206.8	140.0	M 16 x 100	PA732SK640105L135P
38	1.1/2"	24	1.1/2"	420	40.0	68.4	17	224.0	155.0	M 16 x 100	PA740SK6105PLUS
51	2"	32	2"	420	50.0	83.5	21	267.6	200.8	M 20 x 120	PA750SK6105PLUS

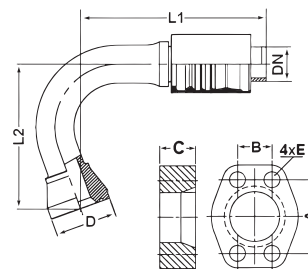
Accessories:

Seal for SAE and ISO flanges, FS	...FS
Hexagon socket head cap screw, SCHRAUBE M	...SCHRAUBEM
Hexagon socket head cap screw, SCHRAUBE M VZ	...SCHRAUBEMVZ

Swage fitting Interlock, PLUS, SK6 6000 PSI tapered flange, angle 110°, steel

[www](#)  **...PA700SK6110PLUS**

DN	Flange size	Size	Inch	Working pressure	C	D	E	L1	L2	M metr.	Item no.
				bar	mm	mm	mm	mm	mm		
38	1.1/2"	24	1.1/2"	420	40.0	68.4	17	205.0	160.0	M 16 x 100	PA740SK6110PLUS
38	2"	24	1.1/2"	420	50.0	83.5	21	202.0	187.0	M 20 x 120	PA740SK650110PLUS



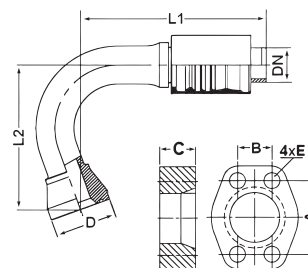
Accessories:

Seal for SAE and ISO flanges, FS	...FS
Hexagon socket head cap screw, SCHRAUBE M	...SCHRAUBEM
Hexagon socket head cap screw, SCHRAUBE M VZ	...SCHRAUBEMVZ

Swage fitting Interlock, PLUS, SK6 6000 PSI tapered flange, angle 120°, steel

[www](#)  **...PA700SK6120PLUS**

DN	Flange size	Size	Inch	Working pressure	C	D	E	L1	L2	M metr.	Item no.
				bar	mm	mm	mm	mm	mm		
38	1.1/2"	24	1.1/2"	420	40.0	68.4	17	178.0	185.0	M 16 x 100	PA740SK6120PLUS



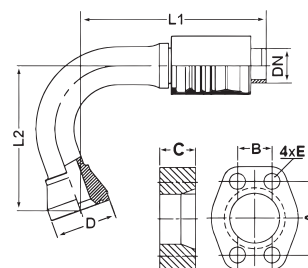
Accessories:

Seal for SAE and ISO flanges, FS	...FS
Hexagon socket head cap screw, SCHRAUBE M	...SCHRAUBEM
Hexagon socket head cap screw, SCHRAUBE M VZ	...SCHRAUBEMVZ

Swage fitting Interlock, PLUS, SK6 6000 PSI tapered flange, angle 135°, steel

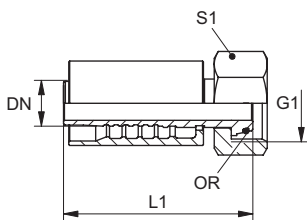
[www](#)  **...PA700SK6135PLUS**

DN	Flange size	Size	Inch	Working pressure	C	E	L1	L2	M metr.	Item no.
				bar	mm	mm	mm	mm		
31	1.1/4"	20	1.1/4"	420	32.0	15	122.7	141.2	M 14 x 60	PA732SK6135PLUS



Accessories:

Seal for SAE and ISO flanges, FS	...FS
Hexagon socket head cap screw, SCHRAUBE M	...SCHRAUBEM
Hexagon socket head cap screw, SCHRAUBE M VZ	...SCHRAUBEMVZ



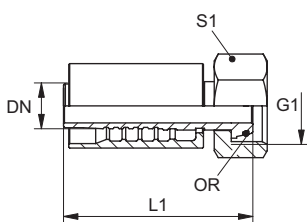
Swage fitting Interlock, DKOS, heavy series, union nut, hammer, straight, steel

- Item description:** Reinforced design for extreme loads, e.g. use in hammers.
- Application:** Swage fitting for
HD 500 only DN 19 and DN 25
HD 700
KP 600
KP 700
- Connection 1:** metric nut thread
- Sealing form 1:** 24° outer cone with O-ring
- Integration:** Interlock
- Additional feature:** for breaker operation
- Material:** Steel
- Surface protection:** electro galvanised
- Standard:** ISO 8434-1
- Short code:** DKOS
- Scope of supply:** swage nipple + swage ferrule

[www](#) ...PA700AOSH

DN	Size	Inch	G1	For pipe	L1	S1	OR	Item no.
				outside Ø				
				mm	mm			
19	12	3/4"	M 36 x 2	25	104.0	46	20.0 x 2.5	PA720AOSH
25	16	1"	M 42 x 2	30	111.0	50	25.0 x 2.5	PA725AOSH
31	20	1.1/4"	M 52 x 2	38	114.0	60	35.00 x 2.50	PA732AOSH

2



Swage fitting Interlock, DKOR, union nut, hammer, straight, steel

- Item description:** Reinforced design for extreme loads, e.g. use in hammers.
- Application:** Swage fitting for
HD 500 only DN 19 and DN 25
HD 700
KP 600
KP 700
- Connection 1:** BSP nut thread
- Sealing form 1:** 60° outer cone with O-ring
- Integration:** Interlock
- Additional feature:** for breaker operation
- Material:** Steel
- Surface protection:** electro galvanised
- Standard:** ISO 8434-6
BS 5200
- Short code:** DKOR
- Scope of supply:** swage nipple + swage ferrule

[www](#) ...PA700AOBH

DN	Size	Inch	G1	Working	L1	S1	OR	Item no.
				pressure				
				bar	mm			
19	12	3/4"	G 3/4" -14	420	96.5	32	17.1 x 1.6	PA720AOBH
25	16	1"	G 1" -11	420	103.0	41	22.1 x 1.6	PA725AOBH

Swage fitting Interlock, DKJ with union nut, hammer, straight, steel

Item description: Reinforced design for extreme loads, e.g. use in hammers.

Application: Swage fitting for
HD 500 only DN 19 and DN 25
HD 700
KP 600
KP 700

Connection 1: UN/UNF nut threads

Sealing form 1: 74° inner cone

Integration: Interlock

Additional feature: for breaker operation

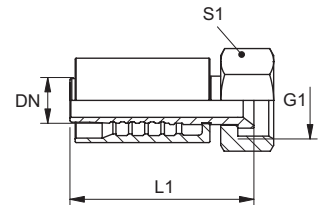
Material: Steel

Surface protection: electro galvanised

Standard: ISO 8434-2

Short code: DKJ

Scope of supply: swage nipple + swage ferrule



[www](http://www.hansa-flex.de) ...PA700AJH

DN	Size	Inch	G1	Working pressure	L1	S1	Item no.
				bar			
19	12	3/4"	1.1/16" -12 UN	345	91.5	32	PA720AJH
25	16	1"	1.5/16" -12 UN	275	98.2	41	PA725AJH
25	16	1"	1.5/8" -12 UN	200	111.0	50	PA725AJ32H

Swage fitting Interlock, DKOS, heavy series, union nut, hammer, straight, steel

Item description: Reinforced design for extreme loads, e.g. use in hammers.

Application: Swage fitting for
HD 500
KP 600 only DN31

Connection 1: metric nut thread

Sealing form 1: 24° outer cone with O-ring

Integration: Interlock

Additional feature: for breaker operation

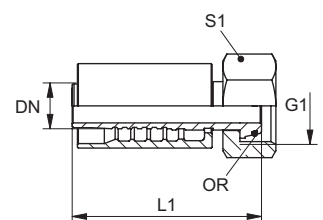
Material: Steel

Surface protection: electro galvanised

Standard: ISO 8434-1

Short code: DKOS

Scope of supply: swage nipple + swage ferrule



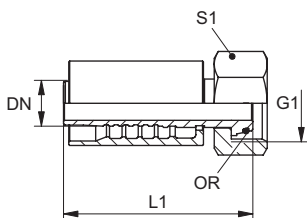
[www](http://www.hansa-flex.de) ...PA500AOSAH

DN	Size	Inch	G1	For pipe outside Ø	L1	S1	OR	Item no.
				mm				
31	20	1.1/4"	M 52 x 2	38	112.5	60	33.0 x 2.5	PA532AOSAH



Swage fitting Interlock, DKOR, union nut, hammer, straight, steel

- Item description:** Reinforced design for extreme loads, e.g. use in hammers.
- Application:** Swage fitting for HD 500
KP 600 only DN31
- Connection 1:** BSP nut thread
- Sealing form 1:** 60° outer cone with O-ring
- Integration:** Interlock
- Additional feature:** for breaker operation
- Material:** Steel
- Surface protection:** electro galvanised
- Standard:** ISO 8434-6
BS 5200
- Short code:** DKOR
- Scope of supply:** swage nipple + swage ferrule



2

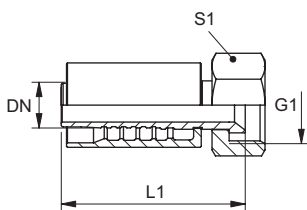
[www](http://www.hansa-flex.com) ...PA500A0BAH

DN	Size	Inch	G1	Working pressure	L1	S1	OR	Item no.
				bar	mm			
31	20	1.1/4"	G 1.1/4" -11	420	114.0	50	29.1 x 1.6	PA532A0BAH



Swage fitting Interlock, DKJ with union nut, hammer, straight, steel

- Item description:** Reinforced design for extreme loads, e.g. use in hammers.
- Application:** Swage fitting for HD 500
KP 600 only DN31
- Connection 1:** UN/UNF nut threads
- Sealing form 1:** 74° inner cone
- Integration:** Interlock
- Additional feature:** for breaker operation
- Material:** Steel
- Surface protection:** electro galvanised
- Standard:** ISO 8434-2
- Short code:** DKJ
- Scope of supply:** swage nipple + swage ferrule

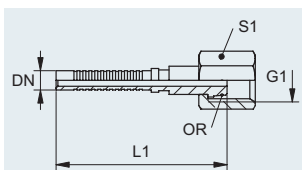


[www](http://www.hansa-flex.com) ...PA500AJAH

DN	Size	Inch	G1	Working pressure	L1	S1	Item no.
				bar	mm	mm	
31	20	1.1/4"	1.5/8" -12 UN	200	112.0	50	PA532AJAH

Series PNY 2100

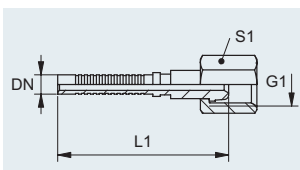
Metric series



Swage nipple for NY2106, DKOS, heavy series, union nut, straight, steel

PNY2100AOS

Page 234

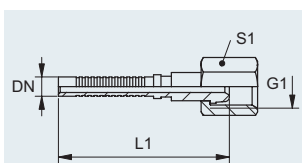


Swage nipple for NY2106, DKL, union nut, straight, steel

PNY2100AFL

Page 234

BSP

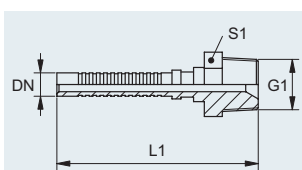


Swage nipple for thermoplastic hose N2106, DKR, union nut, straight, steel

PNY2100AB

Page 234

NPT / NPTF



Swage nipple for NY2106, AGN, male thread, straight, steel

PNY2100HN

Page 235

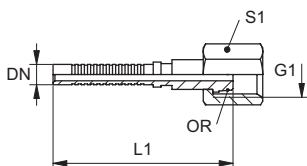
2



Swage nipple for NY2106, DKOS, heavy series, union nut, straight, steel

Connection 1: metric nut thread
Sealing form 1: 24° outer cone with O-ring
Material: Steel
Surface protection: electro galvanised
Standard: ISO 8434-1
Short code: DKOS

Note:
 Appropriate ferrule: PHY 2106.



[www](#) **...PNY2100AOS**

DN	Size	Inch	G1	Working pressure bar	For pipe outside Ø mm	S1	OR	Item no.
6	4	1/4"	M 16 x 1.5	700	8	19	6.0 x 1.5	PNY2106AOS04
6	4	1/4"	M 18 x 1.5	700	10	22	7.5 x 1.5	PNY2106AOS

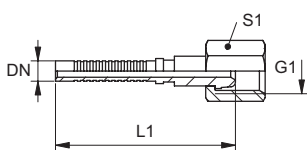
2



Swage nipple for NY2106, DKL, union nut, straight, steel

Connection 1: metric nut thread
Sealing form 1: 24°/60° universal sealing head
Material: Steel
Surface protection: electro galvanised
Standard: ISO 8434-1
Short code: DKL

Note:
 Appropriate ferrule: PHY 2106.



[www](#) **...PNY2100AFL**

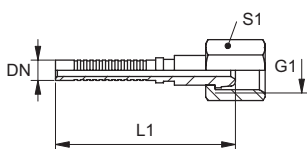
DN	Size	Inch	G1	Working pressure bar	For pipe outside Ø mm	S1	Item no.
6	4	1/4"	M 14 x 1.5	700	8	17	PNY2106AFL



Swage nipple for thermoplastic hose N2106, DKR, union nut, straight, steel

Connection 1: BSP nut thread
Sealing form 1: 60° outer cone
Material: Steel
Surface protection: electro galvanised
Standard: ISO 8434-6
 BS 5200
Short code: DKR

Note:
 Appropriate ferrule: PHY 2106.



[www](#) **...PNY2100AB**

DN	Size	Inch	G1	Working pressure bar	S1	Item no.
6	4	1/4"	G 1/4" -19	700	19	PNY2106AB

Swage nipple for NY2106, AGN, male thread, straight, steel

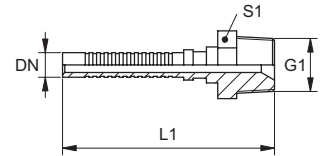
Connection 1:	NPT external threads
Sealing form 1:	Thread seal, additional 60° inner cone.
Material:	Steel
Surface protection:	electro galvanised
Short code:	AGN

Note:
Appropriate ferrule: PHY 2106.



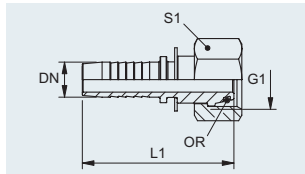
www Q ...PNY2100HN

DN	Size	Inch	G1	Working pressure bar	S1	Item no.
6	4	1/4"	1/4" -18 NPT	700	14	PNY2106HN
6	4	1/4"	3/8" -18 NPT	700	19	PNY2106HN10



Series PNY 03

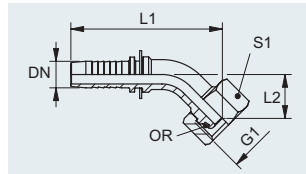
Metric series



Swage nipple, DKOLL, very light series, union nut, straight, steel

PNYAOLL

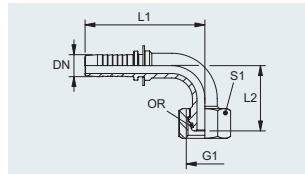
Page 237



Swage nipple, DKOLL, very light series, union nut, angle 45°, steel

PNYAOLL45

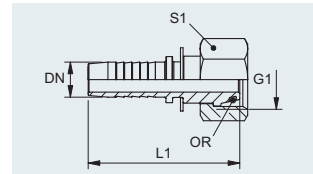
Page 237



Swage nipple, DKOLL, very light series, union nut, angle 90°, steel

PNYAOLL90

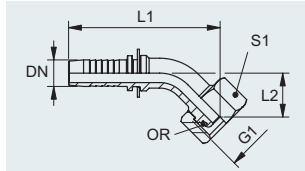
Page 237



Swage nipple, DKOL, very light series, union nut, straight, steel

PNYAOL

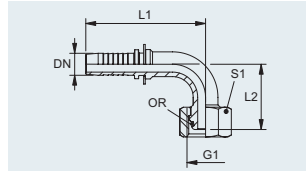
Page 238



Swage nipple, DKOL, light series, union nut, angle 45°, steel

PNYAOL45

Page 238



Swage nipple, DKOL, light series, union nut, angle 90°, steel

PNYAOL90

Page 238

2

Swage nipple, DKOLL, 24° very light series, union nut, straight, steel

Application: Swage nipple for NY hoses
Connection 1: metric nut thread
Sealing form 1: 24° outer cone with O-ring
Material: Steel
Surface protection: electro galvanised
Standard: ISO 8434-1

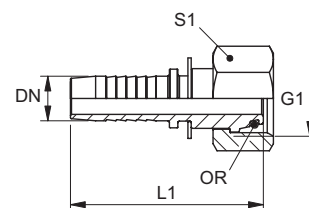
Note: Choose the appropriate ferrule based on the hose type.



Swage nipple, DKOLL, very light series, union nut, straight, steel

[www](#) **...PNYAOLL**

Series	DN	G1	Size	Inch	Working pressure	For pipe outside Ø	S1	AF	Item no.
					bar	mm	mm	mm	
very light	4	M 10 x 1	2	1/8"	400	6	12	12	PNY03AOLL6

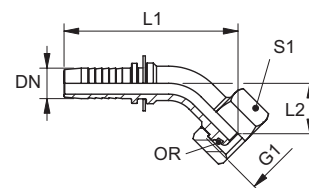


Swage nipple, DKOLL, very light series, union nut, angle 45°, steel

Series: light

[www](#) **...PNYAOLL45**

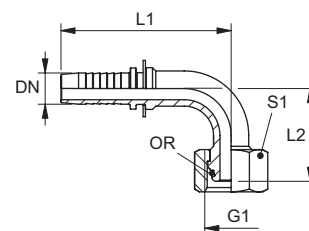
DN	L1	Size	Inch	Working pressure	For pipe outside Ø	G1	L2	S1	OR	AF	Item no.
	mm			bar	mm		mm	mm		mm	
04	43	2	1/8"	400	6	M 10 x 1	14	14	4.0 x 1.1	12	PNY03AOLL645



Swage nipple, DKOLL, very light series, union nut, angle 90°, steel

[www](#) **...PNYAOLL90**

Series	DN	L1	Size	Inch	Working pressure	For pipe outside Ø	G1	L2	S1	OR	AF	Item no.
		mm			bar	mm		mm	mm		mm	
very light	04	43.5	2	1/8"	400	6	M 10 x 1	34.5	12	4.0 x 1.1	12	PNY03AOLL690



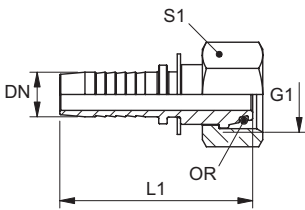


Swage nipple, DKOL, 24° very light series, union nut, straight, steel

Application: Swage nipple for NY hoses
Connection 1: metric nut thread
Sealing form 1: 24° outer cone with O-ring
Series: light
Material: Steel
Surface protection: electro galvanised
Standard: ISO 8434-1
Short code: DKOL

Note:
 Choose the appropriate ferrule based on the hose type.

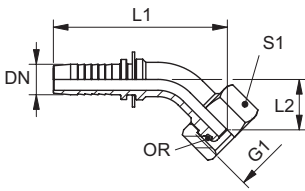
2



Swage nipple, DKOL, very light series, union nut, straight, steel

[www](http://www.hansa-flex.com) **...PNYAOL**

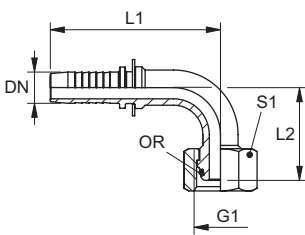
DN	Size	Inch	G1	Working pressure	For pipe outside Ø	L1	OR	AF	Item no.
				bar	mm	mm		mm	
4	2	1/8"	M 12 x 1.5	250	6	39	4.0 x 1.5	14	PNY03AOL04
4	2	1/8"	M 14 x 1.5	250	8	40	6.0 x 1.5	17	PNY03AOL06



Swage nipple, DKOL, light series, union nut, angle 45°, steel

[www](http://www.hansa-flex.com) **...PNYAOL45**

Working pressure	DN	L1	Size	Inch	For pipe outside Ø	G1	OR	AF	Item no.
bar		mm			mm			mm	
250	4	64	2	1/8"	6	M 12 x 1.5	4.0 x 1.5	14	PNY03AOL0445



Swage nipple, DKOL, light series, union nut, angle 90°, steel

[www](http://www.hansa-flex.com) **...PNYAOL90**

DN	L1	Size	Inch	G1	Working pressure	For pipe outside Ø	OR	AF	Item no.
	mm				bar	mm		mm	
4	43	2	1/8"	M 12 x 1.5	250	6	4.0 x 1.5	14	PNY03AOL0490
4	48	2	1/8"	M 14 x 1.5	250	8	6.0 x 1.5	17	PNY03AOL0690

Swage ferrule for thermoplastic hoses

Ferrule type: non-skive ferrule
Material: Steel
Surface protection: electro galvanised

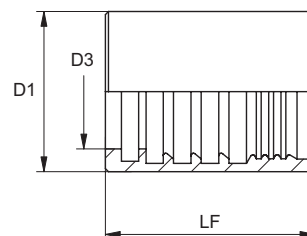


Swage ferrule for NY100, steel

[www](#) **...PHY100**

DN*	Size	Inch	D1	D3	LF	Item no.
			mm	mm	mm	
5	3	3/16"	16.0	9.5	28.0	PHY104
6	4	1/4"	19.0	11.6	29.5	PHY106
8	5	5/16"	22.0	12.7	29.5	PHY108
10	6	3/8"	23.0	14.3	32.8	PHY110
12	8	1/2"	26.0	18.6	34.0	PHY113
16	10	5/8"	30.0	22.0	36.5	PHY116

* DN = Nominal diameter, nominal size



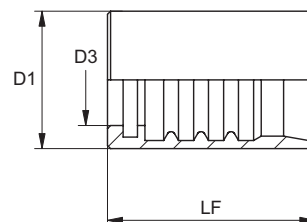
2

Swage ferrule for NY700, steel

[www](#) **...PHY700**

DN*	Size	Inch	D1	D3	LF	Item no.
			mm	mm	mm	
04	2	1/8"	13	6.6	21	PHY703

* DN = Nominal diameter, nominal size

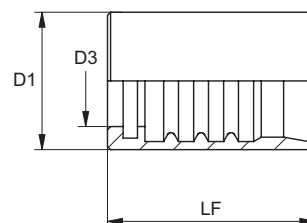


Swage ferrule for hose NY700, steel

[www](#) **...PHY700N**

DN*	Size	Inch	D1	D3	LF	Item no.
			mm	mm	mm	
5	3	3/16"	15.0	9.5	29.0	PHY704N
6	4	1/4"	18.0	10.8	31.0	PHY706N
8	5	5/16"	20.0	12.5	31.0	PHY708N
10	6	3/8"	22.0	14.6	33.2	PHY710N
12	8	1/2"	27.0	18.3	37.0	PHY713N

* DN = Nominal diameter, nominal size



Recommended use with:

Thermoplastic hose, two-layer, ISO 3949/R7-1, polyester braid, NY 700

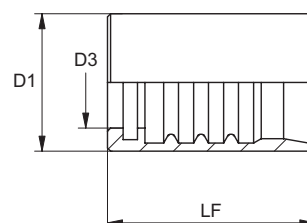
Page 58

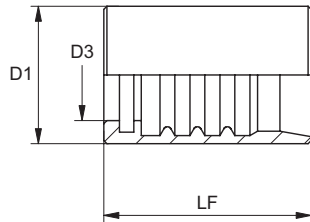
Swage ferrule for NY800, steel

[www](#) **...PHY800**

DN*	Size	Inch	D1	D3	LF	Item no.
			mm	mm	mm	
19	12	3/4"	32.0	27.5	42.0	PHY820
25	16	1"	40.0	34.5	50.0	PHY825

* DN = Nominal diameter, nominal size





Swage ferrule for hose NY800, steel

[www](http://www.hansa-flex.com) ...PHY800N

DN*	Size	Inch	D1 mm	D3 mm	LF mm	Item no.
6	4	1/4"	19.0	11.9	31.0	PHY806N
8	5	5/16"	21.0	12.7	31.0	PHY808N
10	6	3/8"	23.0	14.8	33.0	PHY810N

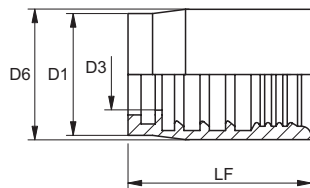
* DN = Nominal diameter, nominal size

Recommended use with:

Thermoplastic hose, single-layer, ISO 3949/R8-1, aramid braid, NY 800 Page 58

Thermoplastic hose, single-layer, ISO 3949/R8-2 NC, aramid braid, electrically non-conducti- Page 59
ve, NY 800 NC

2



Swage ferrule for NY2100, steel

[www](http://www.hansa-flex.com) ...PHY2100

DN*	Size	Inch	D1 mm	D3 mm	D6 mm	LF mm	Item no.
6	4	1/4"	20.5	9.2	22.0	43.0	PHY2106

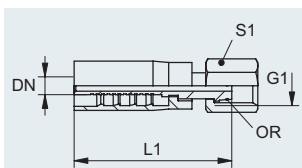
* DN = Nominal diameter, nominal size

Recommended use with:

Thermoplastic hose, two-layer, one aramid braid, one steel braid, NY 2100 Page 61

Series PAY 500

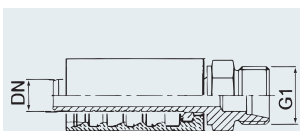
Metric series



Swage fitting, type PAY, DKOS, heavy series, union nut, straight, steel

PAY500AOS

Page 242

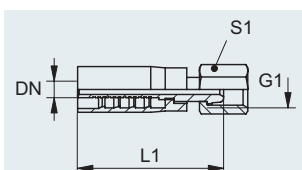


Swage fitting, type PAY, CES, heavy series, male thread, straight, steel

PAY500HS

Page 242

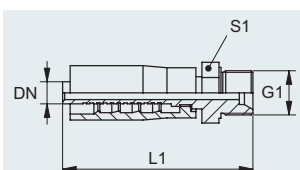
BSP



Swage fitting, Type PAY, DKR, straight, steel

PAY500AB

Page 243

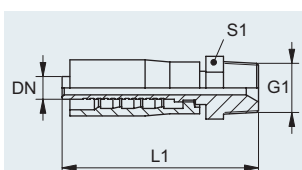


Swage fitting, type PAY, AGR male thread, straight, steel

PAY500HB

Page 243

NPT / NPTF

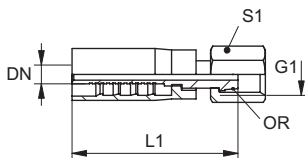


Swage fitting, type PAY, NPT/F, male thread, straight, steel

PAY500HN

Page 244

2



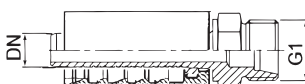
Swage fitting, type PAY, DKOS, heavy series, union nut, straight, steel

Application: Swage fitting for NY hoses
Connection 1: metric nut thread
Sealing form 1: 24° outer cone with O-ring
Material: Steel
Surface protection: electro galvanised
Standard: ISO 8434-1
Short code: DKOS
Scope of supply: swage nipple + swage ferrule

[www](http://www.hansa-flex.com) ...PAY500AOS

DN	Size	Inch	G1	Working pressure	For pipe outside Ø	L1	S1	OR	Item no.
				bar	mm				
6	4	1/4"	M 18 x 1.5	700	10	59.0	22	7.5 x 1.5	PAY506AOS
6	4	1/4"	M 14 x 1.5	700	6	57.9	17	4.0 x 1.5	PAY506AOS03
6	4	1/4"	M 16 x 1.5	700	8	58.9	19	6.0 x 1.5	PAY506AOS04
8	5	5/16"	M 20 x 1.5	700	12	62.5	24	9.0 x 1.5	PAY508AOS
10	6	3/8"	M 22 x 1.5	700	14	68.5	27	12.0 x 2.0	PAY510AOS
10	6	3/8"	M 20 x 1.5	700	12	67.0	24	9.0 x 1.5	PAY510AOS08
12	8	1/2"	M 24 x 1.5	590	16	76.0	30	12.0 x 2.0	PAY513AOS
16	10	5/8"	M 30 x 2	500	20	82.0	36	16.0 x 2.5	PAY516AOS
25	16	1"	M 42 x 2	315	30	93.1	50	25.0 x 2.5	PAY525AOS

2



Swage fitting, type PAY, CES, heavy series, male thread, straight, steel

Connection 1: metric cylindrical outer thread
Sealing form 1: 24° inner cone
Material: Steel
Surface protection: electro galvanised
Standard: ISO 8434-1
Short code: CES
Scope of supply: swage nipple + swage ferrule

[www](http://www.hansa-flex.com) ...PAY500HS

DN	Size	Inch	G1	Working pressure	For pipe outside Ø	L1	S1	AF	Item no.
				bar	mm			mm	
6	4	1/4"	M 18 x 1.5	700	10	61.5	19	19	PAY506HS
8	5	5/16"	M 20 x 1.5	700	12	65.0	22	22	PAY508HS
10	6	3/8"	M 22 x 1.5	700	14	72.0	22	22	PAY510HS
10	3	3/8"	M 20 x 1.5	700	12	69.1	22	22	PAY510HS08
12	8	1/2"	M 24 x 1.5	590	16	76.0	24	24	PAY513HS
16	10	5/8"	M 30 x 2	500	20	85.5	32	32	PAY516HS
19	12	3/4"	M 36 x 2	450	25	95.5	36	36	PAY520HS
25	16	1"	M 42 x 2	315	30	103.5	46	46	PAY525HS

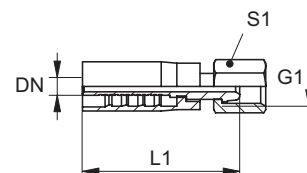
Swage fitting, Type PAY, DKR, straight, steel

Connection 1:	BSP nut thread
Sealing form 1:	60° outer cone
Material:	Steel
Surface protection:	electro galvanised
Standard:	ISO 8434-6 BS 5200
Short code:	DKR
Scope of supply:	swage nipple + swage ferrule



www.Q ...PAY500AB

DN	Size	Inch	G1	Working pressure	L1	S1	Item no.
				bar	mm		
6	4	1/4"	G 1/4" -19	700	58.0	19	PAY506AB
8	5	5/16"	G 3/8" -19	700	62.2	22	PAY508AB10
10	6	3/8"	G 3/8" -19	700	66.3	22	PAY510AB
12	8	1/2"	G 1/2" -14	590	81.0	27	PAY513AB
16	10	5/8"	G 3/4" -14	450	86.3	32	PAY516AB20
19	12	3/4"	G 3/4" -14	450	92.3	32	PAY520AB
19	12	3/4"	G 1" -11	315	94.0	38	PAY520AB25
25	16	1"	G 1" -11	315	102.0	38	PAY525AB
25	16	1"	G 1.1/4" -11	315	104.0	50	PAY525AB32



2

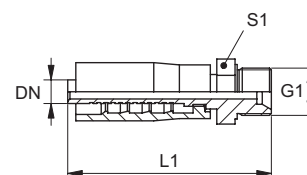
Swage fitting, type PAY, AGR male thread, straight, steel

Connection 1:	BSP cylindrical external threads
Sealing form 1:	60° inner cone
Material:	Steel
Surface protection:	electro galvanised
Standard:	ISO 8434-6 BS 5200
Short code:	AGR
Scope of supply:	swage nipple + swage ferrule



www.Q ...PAY500HB

DN	Size	Inch	G1	Working pressure	L1	S1	Item no.
				bar	mm		
6	4	1/4"	G 1/4"	700	62.6	19	PAY506HB
6	4	1/4"	G 3/8"	700	65.0	22	PAY506HB10
10	6	3/8"	G 3/8"	700	72.0	22	PAY510HB
12	8	1/2"	G 1/2"	590	82.0	27	PAY513HB
19	12	3/4"	G 3/4"	450	96.2	32	PAY520HB
25	16	1"	G 1"	315	104.5	41	PAY525HB

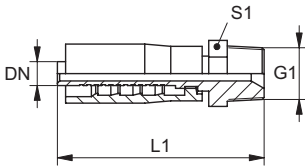




Swage fitting, type PAY, NPT/F, male thread, straight, steel

- Connection 1:** NPT external threads
- Sealing form 1:** Thread seal, additional 60° inner cone.
- Material:** Steel
- Surface protection:** electro galvanised
- Short code:** AGN
- Scope of supply:** swage nipple + swage ferrule

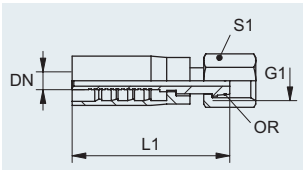
[www](http://www.hansa-flex.com) **...PAY500HN**



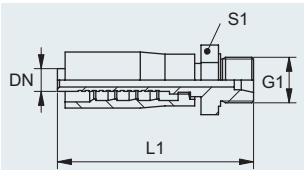
DN	Size	Inch	G1	Working pressure	L1	S1	Item no.
				bar	mm		
6	4	1/4"	1/4" -18 NPT	700	61.5	15	PAY506HN
6	4	1/4"	3/8" -18 NPT	700	65.1	19	PAY506HN10
8	5	5/16"	3/8" -18 NPT	700	68.0	19	PAY508HN10
10	6	3/8"	3/8" -18 NPT	700	72.1	19	PAY510HN
12	8	1/2"	1/2" -14 NPT	590	84.5	24	PAY513HN
19	12	3/4"	3/4" -14 NPT	450	90.5	27	PAY520HN
25	16	1"	1" -11,5 NPT	315	106.0	36	PAY525HN

Series PAY 3000

Metric series



Swage fitting for NY3000, DKOS, union nut, steel
PAY3000AOS **Page 246**



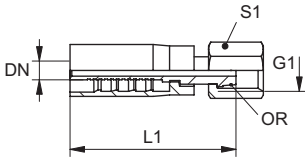
Swage fitting for NY3000, CES, male thread, steel
PAY3000HS **Page 246**



Swage fitting for NY3000, DKOS, union nut, steel

Connection 1: metric nut thread
Sealing form 1: 24° outer cone with O-ring
Material: Steel
Surface protection: electro galvanised
Standard: ISO 8434-1
Short code: DKOS
Scope of supply: swage nipple + swage ferrule

www.Q...PAY3000AOS



DN	Size	Inch	G1	Working pressure	For pipe outside Ø	L1	S1	OR	Item no.
				bar	mm	mm	mm		
25	16	1"	M 42 x 2	315	30	93.1	50	25.0 x 2.5	PAY3025AOS
31	20	1.1/4"	M 52 x 2	310	38	98.0	60	33.0 x 2.5	PAY3032AOS

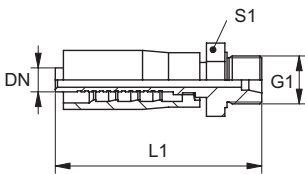
2



Swage fitting for NY3000, CES, male thread, steel

Connection 1: metric cylindrical outer thread
Sealing form 1: 24° inner cone
Material: Steel
Surface protection: electro galvanised
Standard: ISO 8434-1
Short code: CES
Scope of supply: swage nipple + swage ferrule

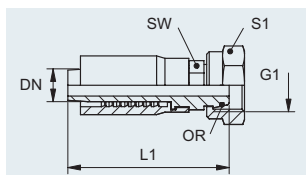
www.Q...PAY3000HS



DN	Size	Inch	G1	Working pressure	For pipe outside Ø	L1	S1	Item no.
				bar	mm	mm	mm	
25	16	1"	M 42 x 2	315	30	103.5	46	PAY3025HS
31	20	1.1/4"	M 52 x 2	310	38	109.0	55	PAY3032HS

Swage fittings for thermoplastichoses (type TRP)

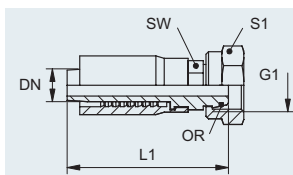
Metric series



Swage fitting, straight, DKOL, steel

TRPAOL

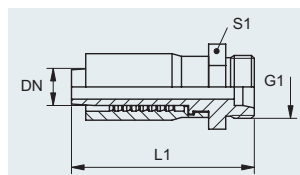
Page 248



Swage fitting, straight, DKOS, steel

TRPAOS

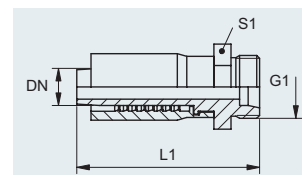
Page 248



Swage fitting, straight, CEL, steel

TRPHL

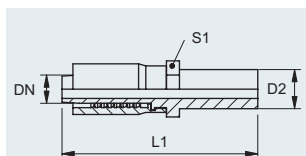
Page 249



Swage fitting, steel

TRPHS

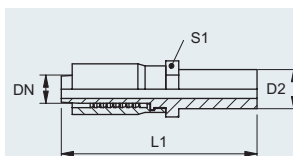
Page 249



Swage fitting, straight, BEL, steel

TRPFL

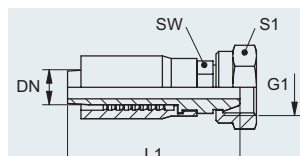
Page 250



Swage fitting, straight, BES, steel

TRPFS

Page 250

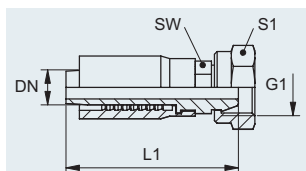


Swage fitting, straight, DKM, steel

TRPA

Page 251

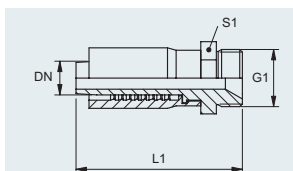
BSP



Swage fitting, straight, DKR, steel

TRPAB

Page 251

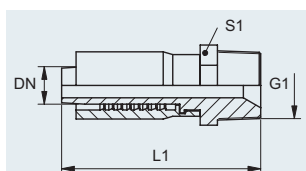


Swage fitting, straight, AGR, steel

TRPHB

Page 251

NPT / NPTF

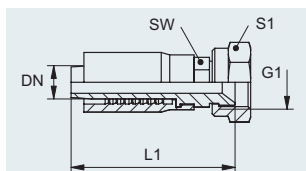


Swage fitting, straight, AGN, steel

TRPHN

Page 252

JIC



Swage fitting, straight, DKJ, steel

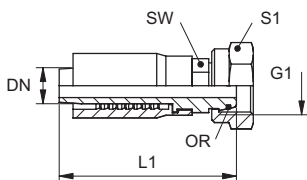
TRPAJ

Page 252



Swage fitting, straight, DKOL, steel

Connection 1: metric nut thread
Sealing form 1: 24° outer cone with O-ring
Material: Steel
Surface protection: electro galvanised
Standard: ISO 8434-1
Short code: DKOL
Scope of supply: swage nipple + swage ferrule



www Q ...TRPAOL

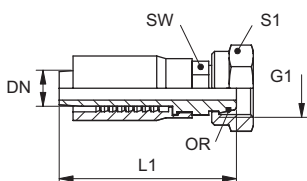
Series	DN	Size	Inch	G1	For pipe outside Ø		L1	S1	AF	OR	Item no.
					mm	mm					
L	6	4	1/4"	M 18 x 1.5	12	57.0	22	17	9.0 x 1.5	TRP06AOL10	

2



Swage fitting, straight, DKOS, steel

Connection 1: metric nut thread
Sealing form 1: 24° outer cone with O-ring
Material: Steel
Surface protection: electro galvanised
Standard: ISO 8434-1
Short code: DKOS
Scope of supply: swage nipple + swage ferrule



www Q ...TRPAOS

Series	DN	Size	Inch	G1	For pipe outside Ø		L1	S1	AF	OR	Item no.
					mm	mm					
S	5	3	3/16"	M 16 x 1.5	8	55.0	22	14	6.0 x 1.5	TRP04AOS	
S	6	4	1/4"	M 16 x 1.5	8	61.0	22	17	6.0 x 1.5	TRP06AOS04	
S	6	4	1/4"	M 18 x 1.5	10	61.0	22	17	7.5 x 1.5	TRP06AOS	
S	8	5	5/16"	M 18 x 1.5	10	64.0	22	19	7.5 x 1.5	TRP08AOS06	
S	8	5	5/16"	M 20 x 1.5	12	64.0	24	19	9.0 x 1.5	TRP08AOS	
S	10	6	3/8"	M 20 x 1.5	12	68.0	24	19	9.0 x 1.5	TRP10AOS08	
S	10	6	3/8"	M 22 x 1.5	14	68.0	27	22	10.0 x 2.0	TRP10AOS	
S	12	8	1/2"	M 24 x 1.5	16	75.0	30	24	12.0 x 2.0	TRP13AOS	

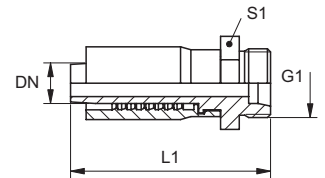
Swage fitting, straight, CEL, steel

Connection 1: metric cylindrical outer thread
Sealing form 1: 24° inner cone
Material: Steel
Surface protection: electro galvanised
Standard: ISO 8434-1
Short code: CEL
Scope of supply: swage nipple + swage ferrule



www.Q...TRPHL

Series	DN	Size	Inch	G1	For pipe outside Ø		S1	Item no.
					mm	mm		
L	5	3	3/16"	M 12 x 1.5	6	47.0	17	TRP04HL
L	6	4	1/4"	M 14 x 1.5	8	53.0	17	TRP06HL
L	8	5	5/16"	M 16 x 1.5	10	57.0	19	TRP08HL
L	8	5	5/16"	M 18 x 1.5	12	57.0	22	TRP08HL10
L	10	6	3/8"	M 18 x 1.5	12	63.0	22	TRP10HL
L	10	6	3/8"	M 22 x 1.5	15	64.0	27	TRP10HL13
L	12	8	1/2"	M 22 x 1.5	15	70.0	27	TRP13HL



2

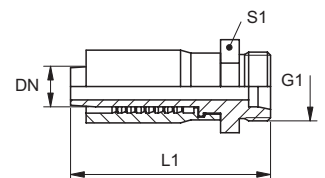
Swage fitting, steel

Connection 1: metric cylindrical outer thread
Sealing form 1: 24° inner cone
Material: Steel
Surface protection: electro galvanised
Standard: ISO 8434-1
Short code: CES
Scope of supply: swage nipple + swage ferrule



www.Q...TRPHS

Series	DN	Size	Inch	G1	For pipe outside Ø		S1	Item no.
					mm	mm		
S	5	3	3/16"	M 14 x 1.5	6	49.0	17	TRP04HS03
S	5	3	3/16"	M 16 x 1.5	8	49.0	19	TRP04HS
S	6	4	1/4"	M 18 x 1.5	10	55.0	22	TRP06HS
S	6	4	1/4"	M 20 x 1.5	12	55.0	24	TRP06HS08
S	8	5	5/16"	M 20 x 1.5	12	64.0	24	TRP08HS
S	10	6	3/8"	M 22 x 1.5	14	66.0	27	TRP10HS
S	12	8	1/2"	M 24 x 1.5	16	71.0	27	TRP13HS

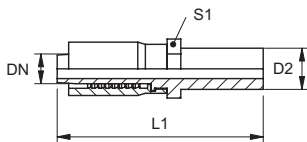




Swage fitting, straight, BEL, steel

Connection 1: Standpipe
Sealing form 1: cutting ring connection
Material: Steel
Surface protection: electro galvanised
Standard: ISO 8434-1
Short code: BEL
Scope of supply: swage nipple + swage ferrule

Note:
 Final cutting ring assembly must be carried out in the hardened pre-assembly socket (VOM...).



[www](http://www.hansa-flex.com) ...TRPFL

Series	DN	Size	Inch	D2	L1	S1	Item no.
				mm	mm	mm	
L	5	3	3/16"	6.0	57.0	10	TRP04FL
L	10	6	3/8"	15.0	77.0	19	TRP10FL13
L	12	8	1/2"	15.0	83.0	24	TRP13FL
L	12	8	1/2"	18.0	83.0	24	TRP13FL16

Additional elements:

Pre-assembly socket, VOM

...VOM

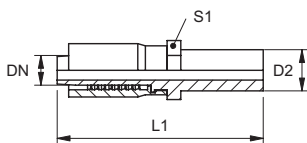
2



Swage fitting, straight, BES, steel

Connection 1: Standpipe
Sealing form 1: cutting ring connection
Material: Steel
Surface protection: electro galvanised
Standard: ISO 8434-1
Short code: BES
Scope of supply: swage nipple + swage ferrule

Note:
 Final cutting ring assembly must be carried out in the hardened pre-assembly socket (VOM...).



[www](http://www.hansa-flex.com) ...TRPFS

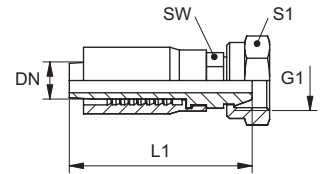
Series	DN	Size	Inch	D2	L1	S1	Item no.
				mm	mm	mm	
S	5	3	3/16"	8.0	59.0	14	TRP04FS
S	6	4	1/4"	8.0	65.0	14	TRP06FS04
S	6	4	1/4"	10.0	67.0	14	TRP06FS
S	6	4	1/4"	12.0	68.0	17	TRP06FS08
S	8	5	5/16"	10.0	70.0	17	TRP08FS06
S	8	5	5/16"	12.0	71.0	17	TRP08FS
S	10	6	3/8"	10.0	75.0	19	TRP10FS06
S	10	6	3/8"	12.0	77.0	19	TRP10FS08
S	10	6	3/8"	14.0	79.0	19	TRP10FS
S	12	8	1/2"	16.0	87.0	24	TRP13FS

Swage fitting, straight, DKM, steel

Connection 1: metric nut thread
Sealing form 1: 60° sealing head
Material: Steel
Surface protection: electro galvanised
Standard: DIN 3863
Short code: DKM
Scope of supply: swage nipple + swage ferrule

www Q ...TRPA

DN	Size	Inch	G1	L1	S1	AF	Item no.
				mm			
5	3	3/16"	M 12 x 1.5	55.0	17	10	TRP04A
5	3	3/16"	M 16 x 1.5	55.0	22	14	TRP04A08
6	4	1/4"	M 14 x 1.5	61.0	19	14	TRP06A
6	4	1/4"	M 16 x 1.5	61.0	22	14	TRP06A08
8	5	5/16"	M 16 x 1.5	64.0	22	17	TRP08A
10	6	3/8"	M 18 x 1.5	69.0	22	19	TRP10A
12	8	1/2"	M 22 x 1.5	75.0	27	24	TRP13A



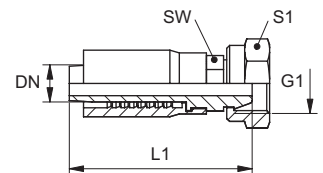
2

Swage fitting, straight, DKR, steel

Connection 1: BSP nut thread
Sealing form 1: 60° outer cone
Material: Steel
Surface protection: electro galvanised
Standard: ISO 8434-6
 BS 5200
Short code: DKR
Scope of supply: swage nipple + swage ferrule

www Q ...TRPAB

DN	Size	Inch	G1	L1	S1	AF	Item no.
				mm			
5	3	3/16"	G 1/4" -19	54.0	19	14	TRP04AB06
6	4	1/4"	G 1/4" -19	60.0	19	14	TRP06AB
12	8	3/8"	G 1/2" -14	74.0	27	24	TRP13AB

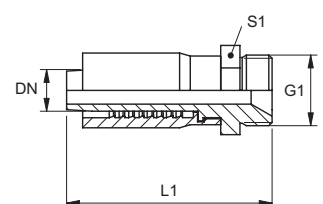


Swage fitting, straight, AGR, steel

Connection 1: BSP cylindrical external threads
Sealing form 1: 60° inner cone
Material: Steel
Surface protection: electro galvanised
Standard: ISO 8434-6
 BS 5200
Short code: AGR
Scope of supply: swage nipple + swage ferrule

www Q ...TRPHB

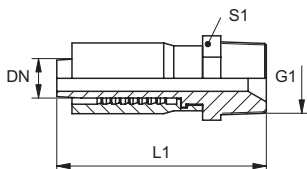
DN	Size	Inch	G1	L1	S1	Item no.
				mm		
5	3	3/16"	G 1/8" -28	49.0	14	TRP04HB02
12	8	1/2"	G 1/2" -14	73.0	24	TRP13HB





Swage fitting, straight, AGN, steel

Connection 1: NPT external threads
Sealing form 1: Thread seal, additional 60° inner cone.
Material: Steel
Surface protection: electro galvanised
Short code: AGN
Scope of supply: swage nipple + swage ferrule



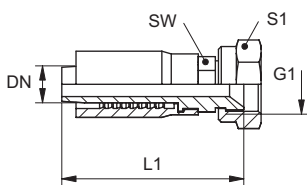
DN	Size	Inch	G1	L1	S1	Item no.
				mm		
6	4	1/4"	1/4" -18 NPT	58.0	17	TRP06HN
10	6	3/8"	3/8" -18 NPT	67.0	22	TRP10HN
12	8	1/2"	1/2" -14 NPT	76.0	24	TRP13HN

2



Swage fitting, straight, DKJ, steel

Connection 1: UN/UNF nut threads
Sealing form 1: 74° inner cone
Material: Steel
Surface protection: electro galvanised
Standard: ISO 8434-2
Short code: DKJ
Scope of supply: swage nipple + swage ferrule



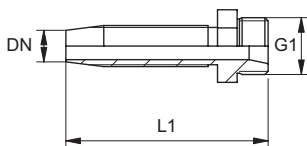
DN	Size	Inch	G1	L1	S1	AF	Item no.
				mm		mm	
5	3	3/16"	7/16" -20 UNF	55.0	17	14	TRP04AJ06
6	4	1/4"	7/16" -20 UNF	61.0	17	14	TRP06AJ
6	4	1/4"	1/2" -20 UNF	61.0	17	14	TRP06AJ08
6	4	1/4"	9/16" -18 UNF	61.0	19	14	TRP06AJ10
8	5	5/16"	9/16" -18 UNF	64.0	19	17	TRP08AJ10
10	6	3/8"	9/16" -18 UNF	69.0	19	19	TRP10AJ



Reusable fitting, straight, CEL, steel

Connection 1: metric cylindrical outer thread
Sealing form 1: 24° inner cone
Material: Steel
Surface protection: electro galvanised
Standard: ISO 8434-1
Short code: CEL

Note:
 Choose the appropriate ferrule based on the hose type.



Series	DN	Size	Inch	G1	For pipe outside Ø	L1	S1	Item no.
						mm		
						mm		
L	5	3	3/16"	M 12 x 1.5	6	39.5	12	TRN04HL
L	6	4	1/4"	M 14 x 1.5	8	56.5	14	TRN06HL
L	8	5	5/16"	M 16 x 1.5	10	59.0	17	TRN08HL
L	8	5	5/16"	M 18 x 1.5	12	59.0	19	TRN08HL10
L	10	6	3/8"	M 18 x 1.5	12	65.5	19	TRN10HL
L	19	12	3/4"	M 30 x 2	22	85.0	30	TRN20HL

Reusable fitting, straight, CES, steel

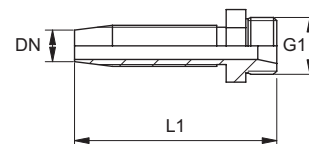
Connection 1:	metric cylindrical outer thread
Sealing form 1:	24° inner cone
Material:	Steel
Surface protection:	electro galvanised
Standard:	ISO 8434-1
Short code:	CES

Note:
Choose the appropriate ferrule based on the hose type.



[www](http://www.hansa-flex.de)  ...TRNHS

Series	DN	Size	Inch	G1	For pipe outside Ø		L1	S1	Item no.
					mm	mm			
S	5	3	3/16"	M 14 x 1.5	6	42.0	14	TRN04HS03	
S	5	3	3/16"	M 16 x 1.5	8	42.0	14	TRN04HS	
S	6	4	1/4"	M 18 x 1.5	10	59.5	19	TRN06HS	
S	8	5	5/16"	M 20 x 1.5	12	60.0	22	TRN08HS	



2

Reusable fitting, straight, BEL/BES, steel

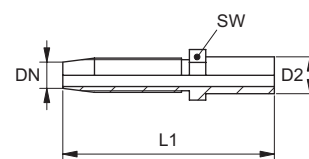
Connection 1:	Standpipe
Sealing form 1:	cutting ring connection
Material:	Steel
Surface protection:	electro galvanised
Standard:	ISO 8434-1
Short code:	BEL

Note:
Choose the appropriate ferrule based on the hose type.
Final cutting ring assembly must be carried out in the hardened pre-assembly socket (VOM...).



[www](http://www.hansa-flex.de)  ...TRNFL/TRNFS

Series	DN	Size	Inch	D2	L1	AF	Item no.
L	5	3	3/16"	6.0	49.5	10	TRN04FL
L	6	4	1/4"	8.0	67.5	12	TRN06FL
L	8	5	5/16"	10.0	72.0	12	TRN08FL
L	10	6	3/8"	12.0	79.5	14	TRN10FL
L	10	6	3/8"	15.0	79.5	17	TRN10FL13
L	12	8	1/2"	15.0	86.0	17	TRN13FL
L	12	8	1/2"	18.0	86.0	19	TRN13FL16
L	19	10	5/8"	22.0	96.0	27	TRN20FL
S	5	3	3/16"	8.0	51.5	10	TRN04FS
S	6	4	1/4"	8.0	67.5	12	TRN06FS04
S	6	4	1/4"	10.0	69.5	12	TRN06FS
S	6	4	1/4"	12.0	69.5	14	TRN06FS08
S	8	5	5/16"	12.0	72.0	14	TRN08FS
S	19	12	3/4"	25.0	105.0	27	TRN20FS



Additional elements:

Pre-assembly socket, VOM

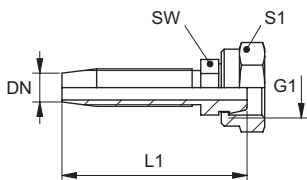
...VOM



Reusable fitting, straight, DKM, steel

Connection 1: metric nut thread
Sealing form 1: 60° sealing head
Material: Steel
Surface protection: electro galvanised
Standard: DIN 3863
Short code: DKM

Note:
 Choose the appropriate ferrule based on the hose type.



DN	Size	Inch	G1	L1	AF	S1	Item no.
				mm	mm		
5	3	3/16"	M 12 x 1.5	42.5	10	17	TRN04A
6	4	1/4"	M 14 x 1.5	58.5	12	17	TRN06A
6	4	1/4"	M 16 x 1.5	59.5	14	19	TRN06A08
8	5	5/16"	M 18 x 1.5	63.0	17	22	TRN08A10
10	6	3/8"	M 18 x 1.5	69.5	17	22	TRN10A

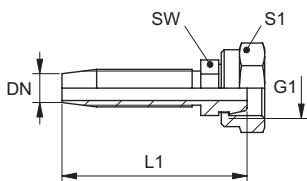
2



Reusable fitting, straight, DKR, steel

Connection 1: BSP nut thread
Sealing form 1: 60° outer cone
Material: Steel
Surface protection: electro galvanised
Standard: ISO 8434-6
 BS 5200
Short code: DKR

Note:
 Choose the appropriate ferrule based on the hose type.

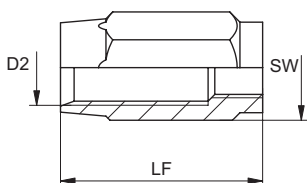


DN	Size	Inch	G1	L1	AF	S1	Item no.
				mm	mm		
5	3	3/16"	G 1/4" -19	42.5	12	17	TRN04AB06
6	4	1/4"	G 1/4" -19	58.5	12	17	TRN06AB
10	6	3/8"	G 3/8" -19	68.5	17	22	TRN10AB



Reusable ferrule, for TAF100, steel

Ferrule type: Reusable ferrule
Material: Steel
Surface protection: electro galvanised



DN*	Size	Inch	D2	LF	AF	Item no.
			mm	mm	mm	
4	3	3/16"	7.9	25.0	12	AFH104
6	4	1/4"	11.0	36.0	17	AFH106
8	5	5/16"	13.0	38.0	19	AFH108
10	6	3/8"	15.5	44.5	22	AFH110
12	8	1/2"	20.1	51.0	27	AFH113

* DN = Nominal diameter, nominal size

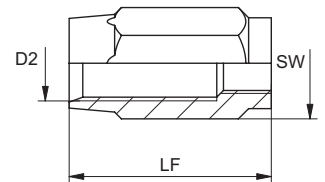
Reusable ferrule, for TBF200, steel

Ferrule type: Reusable ferrule
Material: Steel
Surface protection: electro galvanised

www.hansa-flex.de ...BFH200

DN*	Size	Inch	D2 mm	LF mm	AF mm	Item no.
4	3	3/16"	8.8	25.0	12	BFH204
6	4	1/4"	12.4	36.0	17	BFH206
8	5	5/16"	14.0	38.0	19	BFH208
10	6	3/8"	17.5	44.5	22	BFH210
12	8	1/2"	21.0	51.0	27	BFH213
19	12	3/4"	26.5	57.0	30	BFH220

* DN = Nominal diameter, nominal size



Swage ferrule, non-skive ferrule

Ferrule type: non-skive ferrule
Material: Steel
Surface protection: electro galvanised

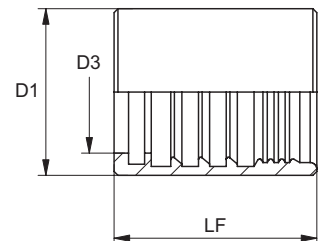


Swage ferrule for TF100, steel

www.hansa-flex.de ...PHF100

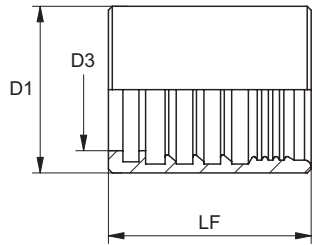
DN*	Size	Inch	D1 mm	D3 mm	LF mm	Item no.
5	3	3/16"	13	8.3	30	PHF104
6	4	1/4"	15	10.6	32	PHF106
8	5	5/16"	17	12.2	33	PHF108
10	6	3/8"	19	13.7	33	PHF110
12	8	1/2"	24	18.0	37	PHF113
16	10	5/8"	27	21.5	37	PHF116
19	12	3/4"	32	25.0	41	PHF120
25	16	1"	38	31.0	41	PHF125

* DN = Nominal diameter, nominal size



Recommended use with:

PTFE-Smooth-bore-hose white, 1 stainless steel braid, TF 100 Page 72
 PTFE-Smooth-bore-hose white, 2 stainless steel braids, TF 200 Page 73



Swage ferrule for TF200, steel

www Q ...PHF200

DN*	Size	Inch	D1 mm	D3 mm	LF mm	Item no.
6	4	1/4"	16	10.6	33	PHF206
8	5	5/16"	19	12.3	33	PHF208
10	6	3/8"	21	13.7	35	PHF210
12	8	1/2"	26	18.5	37	PHF213

* DN = Nominal diameter, nominal size

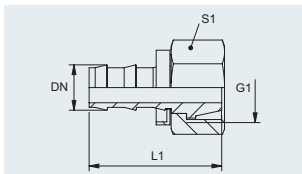
Recommended use with:

PTFE-Smooth-bore-hose white, 2 stainless steel braids, TF 200

Page 73

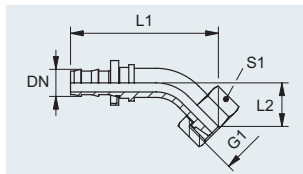
Push-Lok fittings for Push-Lok hoses

Metric series



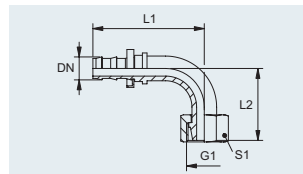
Push-Lok fitting, DKL, light series, union nut, straight, steel

NDAFL Page 259



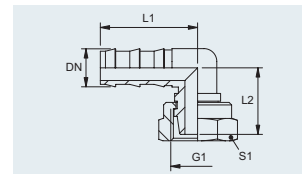
Push-Lok fitting, DKL, light series, union nut, angle 45°, steel

NDAFL45 Page 259



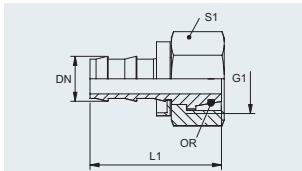
Push-Lok fitting, DKL, light series, union nut, angle 90°, steel

NDAFL90 Page 260



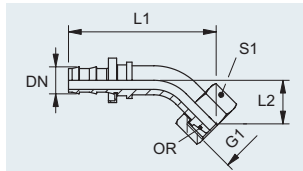
Push-Lok fitting, DKL, light series, union nut, angle 90° compact, steel

NDAFLK90 Page 260



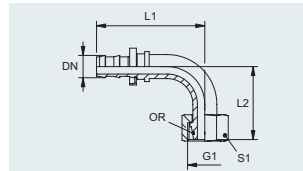
Push-Lok fitting, DKOL, light series, union nut, straight, steel

NDAOL Page 261



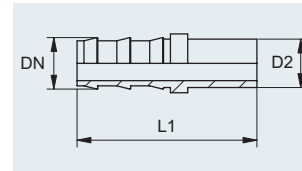
Push-Lok fitting, DKOL, light series, union nut, angle 45°, steel

NDAOL45 Page 261



Push-Lok fitting, DKOL, light series, union nut, angle 90°, steel

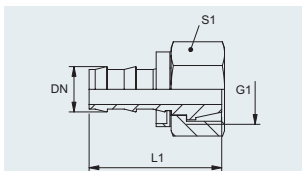
NDAOL90 Page 262



Push-Lok fitting, BEL/S, standpipe, straight, steel

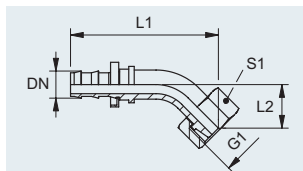
NDFL/NDFS Page 262

BSP



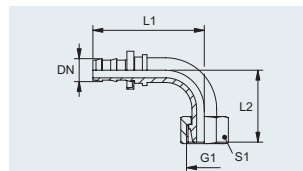
Push-Lok fitting, DKR, union nut, straight, steel

NDAB Page 263



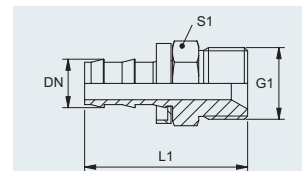
Push-Lok fitting, DKR, union nut, angle 45°, steel

NDAB45 Page 263



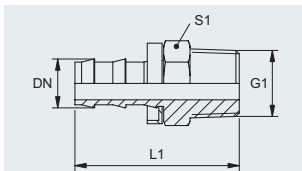
Push-Lok fitting, DKR, union nut, angle 90°, steel

NDAB90 Page 264



Push-Lok fitting, AGR, male thread, straight, steel

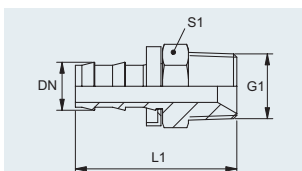
NDHB Page 264



Push-Lok fitting, AGR tapered, male thread, straight, steel

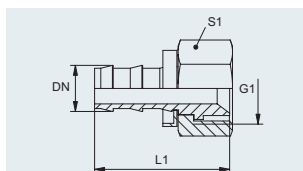
NDHBK Page 265

NPT / NPTF



Push-Lok fitting, AGN, male thread, straight, steel

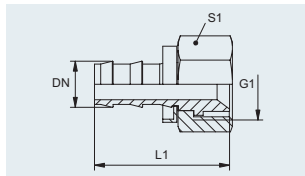
NDHN Page 265



Push-Lok fitting, ASA SAE, straight, brass

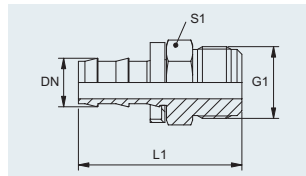
NDASA Page 266

JIC



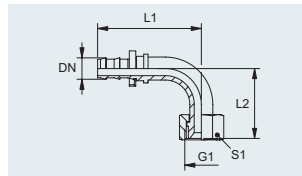
Push-Lok fitting, DKJ, union nut, straight, steel

NDAJ Page 266



Push-Lok fitting, AGJ, male thread, straight, steel

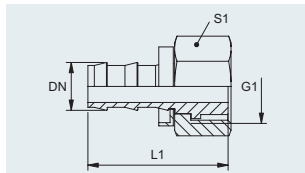
NDHJ Page 267



Push-Lok fitting, DKJ, union nut, angle 90°, steel

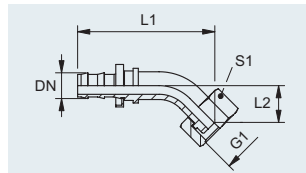
NDAJ90 Page 267

ORFS



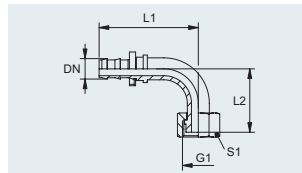
Push-Lok fitting, ORFS, union nut, straight, steel

NDAJF Page 268



Push-Lok fitting, ORFS, union nut, angle 45°, steel

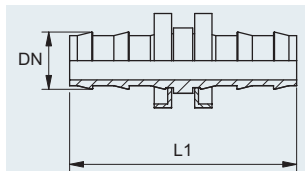
NDAJF45 Page 268



Push-Lok fitting, ORFS, union nut, angle 90°, steel

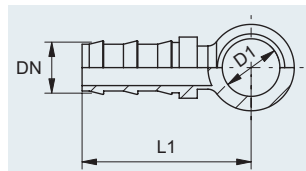
NDAJF90 Page 268

Hose connectors



Push-Lok fitting, ASA SAE, hose connectors, straight, steel

NDVB Page 269



Push-Lok fitting, metric banjo, straight, steel

NDB Page 269

2

Push-Lok fitting, DKL, 24°, metric, light series, union nut

Sealing form 1:	24°/60° universal sealing head
Connection 1:	metric nut thread
Material:	Steel
Surface protection:	electro galvanised
Short code:	DKL

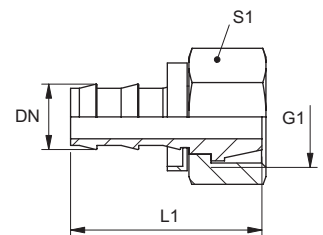
Note:
Undamaged nipples can be reused.



Push-Lok fitting, DKL, light series, union nut, straight, steel

www.Q...NDAFL

DN	Size	Inch	G1	For pipe outside Ø		L1	S1	Item no.
				mm	mm			
6	4	1/4"	M 12 x 1.5	6	33.0	14	ND06AFL04	
6	4	1/4"	M 14 x 1.5	8	33.0	17	ND06AFL	
6	4	1/4"	M 16 x 1.5	10	34.0	19	ND06AFL08	
10	6	3/8"	M 16 x 1.5	10	38.0	19	ND10AFL08	
10	6	3/8"	M 18 x 1.5	12	38.0	22	ND10AFL	
12	8	1/2"	M 18 x 1.5	12	44.5	22	ND13AFL10	
12	8	1/2"	M 22 x 1.5	15	43.5	27	ND13AFL	
16	10	5/8"	M 22 x 1.5	15	56.0	27	ND16AFL13	
16	10	5/8"	M 26 x 1.5	18	53.0	32	ND16AFL	
19	12	3/4"	M 30 x 2	22	53.5	36	ND20AFL	
25	16	1"	M 36 x 2	28	58.0	41	ND25AFL	



2

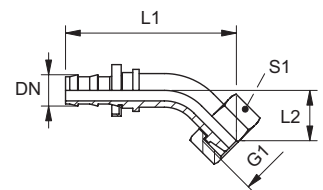
Accessories:

Stop ring for Push-Lok fitting, plastic, yellow, red, blue, ND ASR GE, RO, BL ...NDASRGE,RO,BL

Push-Lok fitting, DKL, light series, union nut, angle 45°, steel

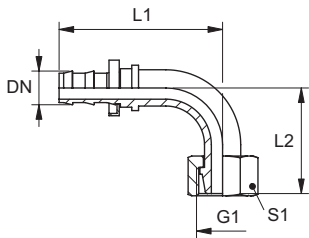
www.Q...NDAFL45

DN	Size	Inch	G1	For pipe outside Ø			S1	Item no.
				mm	mm	mm		
6	4	1/4"	M 12 x 1.5	6	51.0	16.0	14	ND06AFL0445
6	4	1/4"	M 14 x 1.5	8	51.0	16.0	17	ND06AFL45
10	6	3/8"	M 16 x 1.5	10	58.0	18.0	19	ND10AFL0845
10	6	3/8"	M 18 x 1.5	12	59.0	18.0	22	ND10AFL45
12	8	1/2"	M 22 x 1.5	15	68.0	19.0	27	ND13AFL45
16	10	5/8"	M 26 x 1.5	18	81.0	21.0	32	ND16AFL45
19	12	3/4"	M 30 x 2	22	88.0	23.0	36	ND20AFL45
25	16	1"	M 36 x 2	28	105.0	30.0	41	ND25AFL45



Accessories:

Stop ring for Push-Lok fitting, plastic, yellow, red, blue, ND ASR GE, RO, BL ...NDASRGE,RO,BL



Push-Lok fitting, DKL, light series, union nut, angle 90°, steel

www Q ...NDAFL90

DN	Size	Inch	G1	For pipe outside Ø	L1	L2	S1	Item no.
				mm	mm	mm		
6	4	1/4"	M 12 x 1.5	6	42.0	29.0	14	ND06AFL0490
6	4	1/4"	M 14 x 1.5	8	42.0	29.0	17	ND06AFL90
6	4	1/4"	M 16 x 1.5	10	42.0	29.0	19	ND06AFL0890
10	6	3/8"	M 16 x 1.5	10	49.0	33.0	19	ND10AFL0890
10	6	3/8"	M 18 x 1.5	12	49.0	34.0	22	ND10AFL90
12	8	1/2"	M 22 x 1.5	15	60.0	39.0	27	ND13AFL90
16	10	5/8"	M 26 x 1.5	18	74.0	43.0	32	ND16AFL90
19	12	3/4"	M 30 x 2	22	88.0	50.0	36	ND20AFL90
25	16	1"	M 36 x 2	28	99.0	70.0	41	ND25AFL90

Accessories:

Stop ring for Push-Lok fitting, plastic, yellow, red, blue, ND ASR GE, RO, BL

...NDASRGE,RO,BL

2

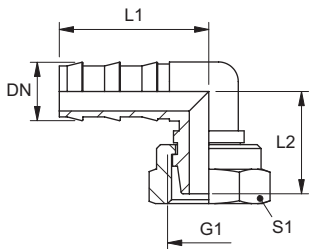


Push-Lok fitting, DKL, light series, union nut, angle 90° compact, steel

- Sealing form 1:** 24° outer cone
- Construction type:** compact form
- Connection 1:** metric nut thread
- Material:** Brass
- Short code:** DKL

Note:
Undamaged nipples can be reused.

www Q ...NDAFLK90



DN	Size	Inch	G1	For pipe outside Ø	L1	L2	S1	Item no.
				mm	mm	mm		
12	8	1/2"	M 22 x 1.5	15	43.0	32.0	27	ND13AFLK90

Accessories:

Stop ring for Push-Lok fitting, plastic, yellow, red, blue, ND ASR GE, RO, BL

...NDASRGE,RO,BL

Push-Lok fitting, DKOL, 24°, metric, light series, union nut

Sealing form 1:	24° outer cone with O-ring
Connection 1:	metric nut thread
Material:	Steel
Surface protection:	electro galvanised
Standard:	ISO 8434-1
Short code:	DKOL

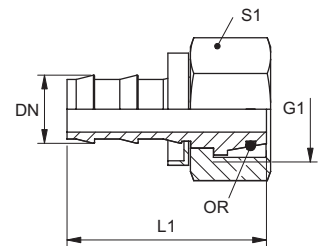
Note:
Undamaged nipples can be reused.



Push-Lok fitting, DKOL, light series, union nut, straight, steel

www.Q ...NDAOL

DN	Size	Inch	G1	For pipe outside Ø		L1	S1	OR	Item no.
				mm	mm				
6	4	1/4"	M 12 x 1.5	6	40.0	14	4.5 x 1.5	ND06AOL04	
6	4	1/4"	M 14 x 1.5	8	36.0	17	6.5 x 1.5	ND06AOL	
6	4	1/4"	M 16 x 1.5	10	36.0	19	8.5 x 1.5	ND06AOL08	
10	6	3/8"	M 16 x 1.5	10	40.0	19	8.5 x 1.5	ND10AOL08	
10	6	3/8"	M 18 x 1.5	12	40.0	22	10.5 x 1.5	ND10AOL	
12	8	1/2"	M 22 x 1.5	15	44.0	27	12.5 x 1.5	ND13AOL	
16	10	5/8"	M 26 x 1.5	18	56.0	32	16.0 x 2.0	ND16AOL	
19	12	3/4"	M 30 x 2	22	58.0	36	20.0 x 2.0	ND20AOL	



2

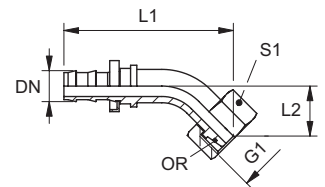
Accessories:

Stop ring for Push-Lok fitting, plastic, yellow, red, blue, ND ASR GE, RO, BL ...NDASRGE,RO,BL

Push-Lok fitting, DKOL, light series, union nut, angle 45°, steel

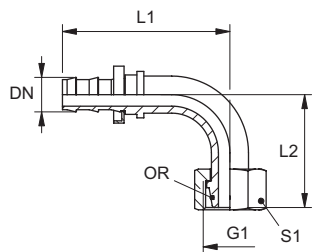
www.Q ...NDAOL45

DN	Size	Inch	G1	For pipe outside Ø			S1	OR	Item no.
				L1	L2	mm			
10	6	3/8"	M 16 x 1.5	10	59.0	19.0	19	8.5 x 1.5	ND10AOL0845
10	6	3/8"	M 18 x 1.5	12	60.0	19.0	22	10.5 x 1.5	ND10AOL45
12	8	1/2"	M 22 x 1.5	15	69.0	21.0	27	12.5 x 1.5	ND13AOL45



Accessories:

Stop ring for Push-Lok fitting, plastic, yellow, red, blue, ND ASR GE, RO, BL ...NDASRGE,RO,BL



Push-Lok fitting, DKOL, light series, union nut, angle 90°, steel

www Q ...NDAOL90

DN	Size	Inch	G1	For pipe outside Ø	L1	L2	S1	OR	Item no.
				mm	mm	mm			
6	4	1/4"	M 12 x 1.5	6	42.0	36.0	14	4.5 x 1.5	ND06AOL0490
10	6	3/8"	M 16 x 1.5	10	49.0	35.0	19	8.5 x 1.5	ND10AOL0890
10	6	3/8"	M 18 x 1.5	12	49.0	36.0	22	10.5 x 1.5	ND10AOL90
12	8	1/2"	M 22 x 1.5	15	58.0	41.0	27	12.5 x 1.5	ND13AOL90
16	10	5/8"	M 26 x 1.5	18	74.0	45.0	32	16.0 x 2.0	ND16AOL90

Accessories:

Stop ring for Push-Lok fitting, plastic, yellow, red, blue, ND ASR GE, RO, BL

...NDASRGE,RO,BL

2

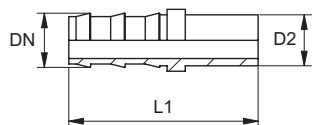


Push-Lok fitting, BEL/S, standpipe, straight, steel

- Sealing form 1:** cutting ring connection
- Connection 1:** Standpipe
- Material:** Steel
- Surface protection:** electro galvanised
- Standard:** ISO 8434-1
- Short code:** BEL / BES

Note:

Undamaged nipples can be reused.
Final cutting ring assembly must be carried out in the hardened pre-assembly socket (VOM...).
Do not use for new designs for ND...FL we recommend: ND...AOL.



www Q ...NDFL/NDFS

Series	DN	Size	Inch	D2	L1	Item no.
				mm	mm	
L	6	4	1/4"	6.0	44.0	ND06FL04
L	6	4	1/4"	8.0	44.0	ND06FL
L	10	6	3/8"	10.0	49.0	ND10FL08
L	10	6	3/8"	12.0	49.0	ND10FL
L	12	8	1/2"	15.0	55.0	ND13FL
L	16	10	5/8"	18.0	67.0	ND16FL
L	19	12	3/4"	22.0	69.0	ND20FL

Accessories:

Stop ring for Push-Lok fitting, plastic, yellow, red, blue, ND ASR GE, RO, BL

...NDASRGE,RO,BL

Additional elements:

Pre-assembly socket, VOM

...VOM

Push-Lok fitting, DKR, 60°, BSP, union nut

Sealing form 1:	60° outer cone
Material:	Steel
Surface protection:	electro galvanised
Standard:	ISO 8434-6 BS 5200
Short code:	DKR

Note:
Undamaged nipples can be reused.

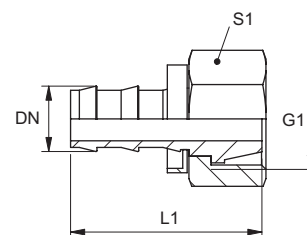


Push-Lok fitting, DKR, union nut, straight, steel

Connection 1: BSP cylindrical external threads

www.ndab.com

DN	Size	Inch	G1	L1	S1	Item no.
				mm		
6	4	1/4"	G 1/4" -19	33.0	17	ND06AB
10	6	3/8"	G 3/8" -19	37.0	19	ND10AB
12	8	1/2"	G 1/2" -14	42.0	27	ND13AB
16	10	5/8"	G 5/8" -14	53.0	30	ND16AB
19	12	3/4"	G 3/4" -14	58.0	32	ND20AB
25	16	1"	G 1" -11	57.0	41	ND25AB



Accessories:

Stop ring for Push-Lok fitting, plastic, yellow, red, blue, ND ASR GE, RO, BL

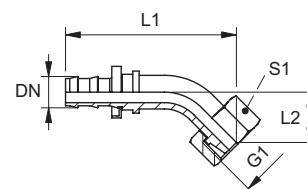
www.ndab.com

Push-Lok fitting, DKR, union nut, angle 45°, steel

Connection 1: BSP nut thread

www.ndab.com

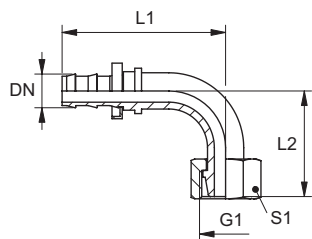
DN	Size	Inch	G1	L1	L2	S1	Item no.
				mm	mm		
6	4	1/4"	G 1/4" -19	51.0	16.0	17	ND06AB45
10	6	3/8"	G 3/8" -19	58.0	18.0	19	ND10AB45
12	8	1/2"	G 1/2" -14	68.0	19.0	27	ND13AB45
16	10	5/8"	G 5/8" -14	81.0	21.0	30	ND16AB45



Accessories:

Stop ring for Push-Lok fitting, plastic, yellow, red, blue, ND ASR GE, RO, BL

www.ndab.com



Push-Lok fitting, DKR, union nut, angle 90°, steel

Connection 1: BSP nut thread

www.hansa-flex.com ...NDAB90

DN	Size	Inch	G1	L1	L2	S1	Item no.
				mm	mm		
6	4	1/4"	G 1/4" -19	42.0	29.0	17	ND06AB90
10	6	3/8"	G 3/8" -19	49.0	33.0	19	ND10AB90
12	8	1/2"	G 1/2" -14	60.0	39.0	27	ND13AB90
16	10	5/8"	G 5/8" -14	74.0	43.0	30	ND16AB90
19	12	3/4"	G 3/4" -14	88.0	53.0	32	ND20AB90

Accessories:

Stop ring for Push-Lok fitting, plastic, yellow, red, blue, ND ASR GE, RO, BL

...NDASRGE,RO,BL

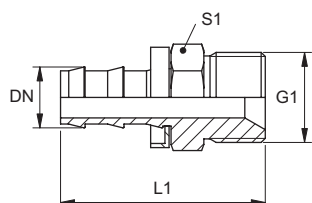
2



Push-Lok fitting, AGR, 60° BSP, male thread

Material: Steel
Surface protection: electro galvanised

Note: Undamaged nipples can be reused.



Push-Lok fitting, AGR, male thread, straight, steel

Sealing form 1: 60° inner cone
Connection 1: BSP cylindrical external threads
Standard: ISO 8434-6
 BS 5200
Short code: AGR

www.hansa-flex.com ...NDHB

DN	Size	Inch	G1	L1	S1	Item no.
				mm		
6	4	1/4"	G 1/8" -28	36.0	14	ND06HB02
6	4	1/4"	G 1/4" -19	40.0	19	ND06HB
10	6	3/8"	G 1/4" -19	44.0	19	ND10HB06
10	6	3/8"	G 3/8" -19	45.0	22	ND10HB
12	8	1/2"	G 1/2" -14	54.0	27	ND13HB
16	10	5/8"	G 1/2" -14	62.0	27	ND16HB13
19	12	3/4"	G 3/4" -14	65.5	32	ND20HB

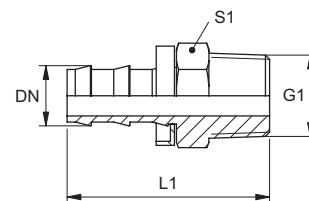
Accessories:

Stop ring for Push-Lok fitting, plastic, yellow, red, blue, ND ASR GE, RO, BL

...NDASRGE,RO,BL

Push-Lok fitting, AGR tapered, male thread, straight, steel

Sealing form 1: thread seal
Connection 1: BSPT conical external threads
Standard: BS 5200
Short code: AGR-K



www...NDHBK

DN	Size	Inch	G1	L1	S1	Item no.
				mm		
6	4	1/4"	R 1/4" K	40.0	14	ND06HBK
10	6	3/8"	R 1/4" K	44.0	14	ND10HBK06
10	6	3/8"	R 3/8" K	45.0	19	ND10HBK
12	8	1/2"	R 1/2" K	55.0	22	ND13HBK
19	12	3/4"	R 3/4" K	68.0	27	ND20HBK

Accessories:

Stop ring for Push-Lok fitting, plastic, yellow, red, blue, ND ASR GE, RO, BL

...NDASRGE,RO,BL

2

Push-Lok fitting, AGN, male thread, straight, steel

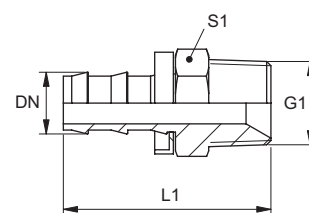
Sealing form 1: Thread seal, additional 60° inner cone.
Connection 1: NPT external threads
Material: Steel
Surface protection: electro galvanised
Short code: AGN

Note:
Undamaged nipples can be reused.



www...NDHN

DN	Size	Inch	G1	L1	S1	Item no.
				mm		
6	4	1/4"	1/8" -27 NPT	35.0	12	ND06HN02
6	4	1/4"	1/4" -18 NPT	40.0	14	ND06HN
10	6	3/8"	1/4" -18 NPT	45.0	14	ND10HN06
10	6	3/8"	3/8" -18 NPT	45.0	22	ND10HN
10	6	3/8"	1/2" -14 NPT	52.0	22	ND10HN13
12	8	1/2"	3/8" -18 NPT	49.0	22	ND13HN10
12	8	1/2"	1/2" -14 NPT	55.0	22	ND13HN
16	10	5/8"	1/2" -14 NPT	66.0	22	ND16HN13
19	12	3/4"	3/4" -14 NPT	66.0	32	ND20HN

**Accessories:**

Stop ring for Push-Lok fitting, plastic, yellow, red, blue, ND ASR GE, RO, BL

...NDASRGE,RO,BL



Push-Lok fitting, ASA SAE, straight, brass

Sealing form 1: 90° inner cone
Connection 1: UN/UNF nut threads
Material: Brass
Standard: SAE J 516 / SAE J 513

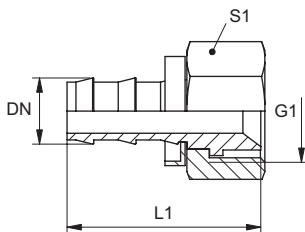
Note:
Undamaged nipples can be reused.

www.ndasa.com

DN	Size	Inch	G1	L1	S1	Item no.
				mm		
10	6	3/8"	5/8" -18 UNF	46.0	19	ND10ASA

Accessories:

Stop ring for Push-Lok fitting, plastic, yellow, red, blue, ND ASR GE, RO, BL [...NDASRGE,RO,BL](#)



2



Push-Lok fitting, DKR, 37°, UN/UNF, with union nut

Material: Steel
Surface protection: electro galvanised
Standard: ISO 8434-2

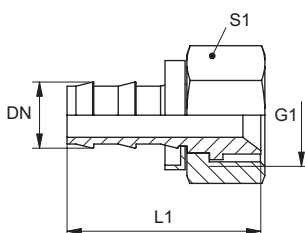
Note:
Undamaged nipples can be reused.



Push-Lok fitting, DKJ, union nut, straight, steel

Sealing form 1: 74° inner cone
Connection 1: UN/UNF nut threads
Short code: DKJ

www.ndaj.com



DN	Size	Inch	G1	L1	S1	Item no.
				mm		
6	4	1/4"	7/16" -20 UNF	40.0	14	ND06AJ
6	4	1/4"	1/2" -20 UNF	40.0	17	ND06AJ08
10	6	3/8"	9/16" -18 UNF	45.0	19	ND10AJ
12	8	1/2"	3/4" -16 UNF	51.0	22	ND13AJ
12	8	1/2"	7/8" -14 UNF	65.0	27	ND13AJ16
16	10	5/8"	7/8" -14 UNF	65.0	27	ND16AJ
19	12	3/4"	1.1/16" -12 UN	67.0	32	ND20AJ
25	16	1"	1.5/16" -12 UN	70.0	41	ND25AJ

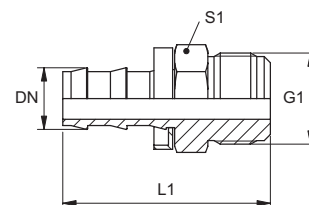
Accessories:

Stop ring for Push-Lok fitting, plastic, yellow, red, blue, ND ASR GE, RO, BL [...NDASRGE,RO,BL](#)

Push-Lok fitting, AGJ, male thread, straight, steel

Sealing form 1: 74° outer cone
Connection 1: UN/UNF external threads
Short code: AGJ

www.hansa-flex.de ...NDHJ



DN	Size	Inch	G1	L1	S1	Item no.
				mm		
10	6	3/8"	9/16" -18 UNF	45.0	16	ND10HJ
12	8	1/2"	3/4" -16 UNF	52.0	19	ND13HJ

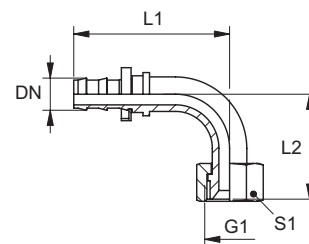
Accessories:

Stop ring for Push-Lok fitting, plastic, yellow, red, blue, ND ASR GE, RO, BL ...NDASRGE,RO,BL

Push-Lok fitting, DKJ, union nut, angle 90°, steel

Sealing form 1: 74° inner cone
Connection 1: UN/UNF nut threads
Short code: DKJ

www.hansa-flex.de ...NDAJ90



2

DN	Size	Inch	G1	L1	L2	S1	Item no.
				mm	mm		
6	4	1/4"	7/16" -20 UNF	39.0	17.0	16	ND06AJ90
10	6	3/8"	9/16" -18 UNF	47.0	23.0	19	ND10AJ90
12	8	1/2"	3/4" -16 UNF	57.5	34.0	24	ND13AJ90
16	10	5/8"	7/8" -14 UNF	75.0	35.0	27	ND16AJ90

Accessories:

Stop ring for Push-Lok fitting, plastic, yellow, red, blue, ND ASR GE, RO, BL ...NDASRGE,RO,BL



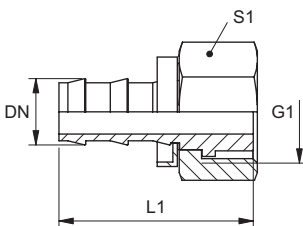
Push-Lok fitting, ORFS, flat seal, UN/UNF, union nut

Sealing form 1: flat seal
Connection 1: UN/UNF nut threads
Material: Steel
Surface protection: electro galvanised
Standard: ISO 8434-3
Short code: ORFS

Note:
 Undamaged nipples can be reused.



2



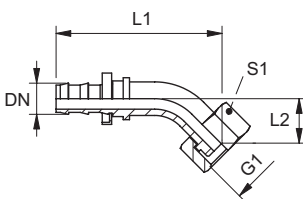
Push-Lok fitting, ORFS, union nut, straight, steel

www.hansa-flex.com ...NDAJF

DN	Size	Inch	G1	L1	S1	Item no.
				mm		
6	4	1/4"	9/16" -18 UNF	36.0	18	ND06AJF
19	12	3/4"	1.3/16" -12 UN	67.0	35	ND20AJF

Accessories:

Stop ring for Push-Lok fitting, plastic, yellow, red, blue, ND ASR GE, RO, BL ...NDASRGE,RO,BL



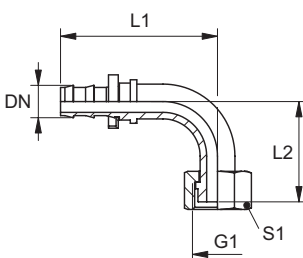
Push-Lok fitting, ORFS, union nut, angle 45°, steel

www.hansa-flex.com ...NDAJF45

DN	Size	Inch	G1	L1	L2	S1	Item no.
				mm	mm		
10	6	3/8"	11/16" -16 UN	55.0	11.0	21	ND10AJF45

Accessories:

Stop ring for Push-Lok fitting, plastic, yellow, red, blue, ND ASR GE, RO, BL ...NDASRGE,RO,BL



Push-Lok fitting, ORFS, union nut, angle 90°, steel

www.hansa-flex.com ...NDAJF90

DN	Size	Inch	G1	L1	L2	S1	Item no.
				mm	mm		
12	8	1/2"	13/16" -16 UN	60.0	29.0	24	ND13AJF90

Accessories:

Stop ring for Push-Lok fitting, plastic, yellow, red, blue, ND ASR GE, RO, BL ...NDASRGE,RO,BL

Push-Lok fitting, ASA SAE, hose connectors, straight, steel

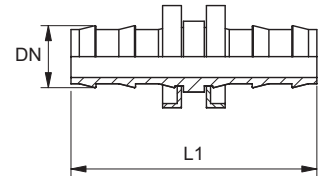
Connection 1 + 2: hose connection
Construction type: hose connectors
Material: Steel
Surface protection: electro galvanised

Note:
Undamaged nipples can be reused.



www Q ...NDVB

DN	Size	Inch	L1	Item no.
			mm	
6	4	1/4"	45.0	ND06VB
10	6	3/8"	54.0	ND10VB
12	8	1/2"	64.0	ND13VB
16	10	5/8"	84.0	ND16VB
19	12	3/4"	84.0	ND20VB



Accessories:

Stop ring for Push-Lok fitting, plastic, yellow, red, blue, ND ASR GE, RO, BL ...NDASRGE,RO,BL

2

Push-Lok fitting, metric banjo, straight, steel

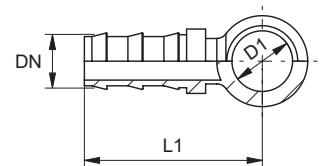
Sealing form 1: sealed by copper ring
Connection 2: hose connection
Connection 1: banjo for metric hollow screw
Material: Steel
Surface protection: electro galvanised
Standard: DIN 7642
Short code: RGN

Note:
Undamaged nipples can be reused.



www Q ...NDB

DN	For hollow screw	Size	Inch	D1	L1	Item no.
				mm	mm	
6	M 8	4	1/4"	8.1	36.0	ND06B02
6	M 10	4	1/4"	10.1	38.0	ND06B04
6	M 12	4	1/4"	12.1	40.0	ND06B
6	M 14	4	1/4"	14.1	42.0	ND06B08
10	M 12	6	3/8"	12.1	44.0	ND10B06
10	M 14	6	3/8"	14.1	47.0	ND10B08
10	M 16	6	3/8"	16.1	49.0	ND10B
12	M 14	8	1/2"	14.1	51.0	ND13B08
16	M 22	10	5/8"	22.1	68.0	ND16B



Accessories:

Stop ring for Push-Lok fitting, plastic, yellow, red, blue, ND ASR GE, RO, BL ...NDASRGE,RO,BL

Index

A

Abrasion protection, flat	77
Abrasion protection, round	77
Abrasion protection flat, EN 45545-2 approved (railway)	79

B

Braided hose, single-layer, EN853 1SN	32
Braided hose, single-layer, EN853 1SN, high temperature resistance	33
Braided hose, single-layer, EN857 1SC	34
Braided hose, single-layer, EN857 1SC, EN 45545-2 approved (railway)	35
Braided hose, single-layer, exceeds EN857 1SC, higher working pressures, smaller bend radius	35
Braided hose, single-layer, smaller bend radius	34
Braided hose, two-layer, EN853 2SN	36
Braided hose, two-layer, EN853 2SN, higher abrasion resistance	37
Braided hose, two-layer, EN853 2SN, high temperature resistance	39
Braided hose, two-layer, EN857 2SC	39
Braided hose, two-layer, EN857 2SC, EN 45545-2 approved (railway)	41
Braided hose, two-layer, EN857 2SC, high abrasion resistant cover	40
Braided hose, two-layer, EN857 2SC, higher abrasion resistance, higher working pressures, smaller bend radius	43
Braided hose, two-layer, EN857 2SC, higher ozone resistance	40
Braided hose, two-layer, EN857 2SC, twin hose	69
Braided hose, two-layer, exceeds EN853 2SN, higher working pressures	38
Braided hose, two-layer, exceeds EN857 2SC, higher working pressures	42

H

Heat protection hose, glass-fibre, silicone	75
Heat protection hose, silicate, silicone	74
Heat protection hose, silicate fabric	73
Hose bundling	81
Hose bundling with velcro	81
Hose protection	85
Hose retention system	86
Hose-retention-system tape	87
Hose-retention-system toolkit	87
Hot water hose, single-layer, black	71
Hot water hose, single-layer, blue	70
Hot water hose, two-layer, black	71
Hot water hose, two-layer, blue	70

K

Kink protection, pipe	83
Kink protection, PVC	83
Kink protection, rubber	82
Kink protection, spring	82

P

Plastic abrasion protection, hard PVC	76
Plastic abrasion protection, polyamide 6	75
Plastic abrasion protection, polyethylene	78

Plastic abrasion protection, polyethylene, yellow	79
Protective braiding, electro galvanised	76
PTFE-Smooth-bore-hose white, 1 stainless steel braid	72
PTFE-Smooth-bore-hose white, 2 stainless steel braids	73
Push-Lok fitting, AGJ, male thread, straight, steel	267
Push-Lok fitting, AGN, male thread, straight, steel	265
Push-Lok fitting, AGR, male thread, straight, steel	264
Push-Lok fitting, AGR tapered, male thread, straight, steel	265
Push-Lok fitting, ASA SAE, hose connectors, straight, steel	269
Push-Lok fitting, ASA SAE, straight, brass	266
Push-Lok fitting, BEL/S, standpipe, straight, steel	262
Push-Lok fitting, DKJ, union nut, angle 90°, steel	267
Push-Lok fitting, DKJ, union nut, straight, steel	266
Push-Lok fitting, DKL, light series, union nut, angle 45°, steel	259
Push-Lok fitting, DKL, light series, union nut, angle 90°, steel	260
Push-Lok fitting, DKL, light series, union nut, angle 90° compact, steel	260
Push-Lok fitting, DKL, light series, union nut, straight, steel	259
Push-Lok fitting, DKOL, light series, union nut, angle 45°, steel	261
Push-Lok fitting, DKOL, light series, union nut, angle 90°, steel	262
Push-Lok fitting, DKOL, light series, union nut, straight, steel	261
Push-Lok fitting, DKR, union nut, angle 45°, steel	263
Push-Lok fitting, DKR, union nut, angle 90°, steel	264
Push-Lok fitting, DKR, union nut, straight, steel	263
Push-Lok fitting, metric banjo, straight, steel	269
Push-Lok fitting, ORFS, union nut, angle 45°, steel	268
Push-Lok fitting, ORFS, union nut, angle 90°, steel	268
Push-Lok fitting, ORFS, union nut, straight, steel	268
Push-Lok hoses, different colours	51
Push-Lok hoses, different colours	52
Push-Lok hoses, high temperature resistance	50

R

Reusable ferrule, for TAF100, steel	254
Reusable ferrule, for TBF200, steel	255
Reusable fitting, straight, BEL/BES, steel	253
Reusable fitting, straight, CEL, steel	252
Reusable fitting, straight, CES, steel	253
Reusable fitting, straight, DKM, steel	254
Reusable fitting, straight, DKR, steel	254
Round abrasion protection, tightly wound	78

S

Shrink hose	80
Shrink hose with adhesive coating	80
Shrink hose with adhesive coating, transparent	80
Spiral hose, EN856 4SH	43
Spiral hose, exceeds SAE 100 R15	46
Spiral hose, ISO18752-CC	47
Spiral hose, ISO 18752-CC, higher pressure range	47
Spiral hose, SAE 100 R13	44
Spiral hose, SAE100 R15	44
Spiral hose, SAE100 R15, high abrasion resistant cover	45
Spiral hose, SAE100 R15, Long Life	46

Stopflex fastening flange and other	84	Swage fitting Interlock, CEL, light series, male thread, straight, steel	169
Stopflex hose clamp	83	Swage fitting Interlock, CES, heavy series, male thread, straight, steel	187
Stopflex mounting, pipe fitting	85	Swage fitting Interlock, CES, heavy series, male thread, straight, steel	169
Suction and pressure hose	55	Swage fitting Interlock, DKJ, union nut, straight, steel	172
Suction hose, exceeds SAE 100 R4	53	Swage fitting Interlock, DKJ with union nut, angle 45°, steel	173
Suction hose, square corrugated cover	54	Swage fitting Interlock, DKJ with union nut, angle 90°, steel	173
Suction hose, square corrugated cover, EPDM	54	Swage fitting Interlock, DKJ with union nut, hammer, straight, steel	232
Swage ferrule, skive ferrule, steel	159	Swage fitting Interlock, DKJ with union nut, hammer, straight, steel	231
Swage ferrule for braided hose, non-skive ferrule, steel	160	Swage fitting Interlock, DKM very light series, union nut, angle 45°, steel	188
Swage ferrule for braided hose, non-skive ferrule, steel	160	Swage fitting Interlock, DKM very light series, union nut, angle 90°, steel	188
Swage ferrule for braided hose, skive ferrule, steel	158	Swage fitting Interlock, DKOJ, union nut, angle 45°, steel	191
Swage ferrule for braided hose, skive ferrule, steel	158	Swage fitting Interlock, DKOJ, union nut, angle 45°, steel	202
Swage ferrule for hose NY700, steel	239	Swage fitting Interlock, DKOJ, union nut, angle 90°, steel	191
Swage ferrule for hose NY800, steel	240	Swage fitting Interlock, DKOJ, union nut, angle 90°, steel	202
Swage ferrule for KP100 Pilot, non-skive ferrule, steel	161	Swage fitting Interlock, DKOJ, union nut, straight, steel	202
Swage ferrule for NY100, steel	239	Swage fitting Interlock, DKOL, light series, union nut, angle 45°, steel	185
Swage ferrule for NY2100, steel	240	Swage fitting Interlock, DKOL, light series, union nut, angle 45°, steel	166
Swage ferrule for NY700, steel	239	Swage fitting Interlock, DKOL, light series, union nut, angle 90°, steel	186
Swage ferrule for NY800, steel	239	Swage fitting Interlock, DKOL, light series, union nut, angle 90°, steel	166
Swage ferrule for SG100 RI, steel	163	Swage fitting Interlock, DKOL, light series, union nut, straight, steel	185
Swage ferrule for SGB100, steel	162	Swage fitting Interlock, DKOL, light series, union nut, straight, steel	166
Swage ferrule for SGD100, steel	163	Swage fitting Interlock, DKOR, union nut, angle 45°, steel	189
Swage ferrule for TE200, steel	162	Swage fitting Interlock, DKOR, union nut, angle 45°, steel	200
Swage ferrule for TE200, TE300, steel	161	Swage fitting Interlock, DKOR, union nut, angle 45°, steel	170
Swage ferrule for TE300, steel	162	Swage fitting Interlock, DKOR, union nut, angle 90°, steel	189
Swage ferrule for TF100, steel	255	Swage fitting Interlock, DKOR, union nut, angle 90°, steel	200
Swage ferrule for TF200, steel	256	Swage fitting Interlock, DKOR, union nut, hammer, straight, steel	232
Swage fitting, DKM very light series, union nut, straight, steel	188	Swage fitting Interlock, DKOR, union nut, hammer, straight, steel	230
Swage fitting, steel	249	Swage fitting Interlock, DKOR, union nut, straight, steel	189
Swage fitting, straight, AGN, steel	252	Swage fitting Interlock, DKOR, union nut, straight, steel	200
Swage fitting, straight, AGR, steel	251	Swage fitting Interlock, DKOS, heavy series, union nut, angle 45°, steel	187
Swage fitting, straight, BEL, steel	250	Swage fitting Interlock, DKOS, heavy series, union nut, angle 45°, steel	168
Swage fitting, straight, BES, steel	250		
Swage fitting, straight, CEL, steel	249		
Swage fitting, straight, DKJ, steel	252		
Swage fitting, straight, DKM, steel	251		
Swage fitting, straight, DKOL, steel	248		
Swage fitting, straight, DKOS, steel	248		
Swage fitting, straight, DKR, steel	251		
Swage fitting, type PAY, AGR male thread, straight, steel	243		
Swage fitting, type PAY, CES, heavy series, male thread, straight, steel	242		
Swage fitting, type PAY, DKOS, heavy series, union nut, straight, steel	242		
Swage fitting, Type PAY, DKR, straight, steel	243		
Swage fitting, type PAY, NPT/F, male thread, straight, steel	244		
Swage fitting for NY3000, CES, male thread, steel	246		
Swage fitting for NY3000, DKOS, union nut, steel	246		
Swage fitting Interlock, AGJ male thread, straight, steel	192		
Swage fitting Interlock, AGJ male thread, straight, steel	203		
Swage fitting Interlock, AGJ male thread, straight, steel	173		
Swage fitting Interlock, AGR male thread, straight, steel	190		
Swage fitting Interlock, AGR male thread, straight, steel	201		
Swage fitting Interlock, AGR male thread, straight, steel	171		

Swage fitting Interlock, DKOS, heavy series, union nut, angle 90°, steel	187	Swage fitting Interlock, PLUS, DKOS, heavy series, union nut, angle 45°, steel	217
Swage fitting Interlock, DKOS, heavy series, union nut, angle 90°, steel	168	Swage fitting Interlock, PLUS, DKOS, heavy series, union nut, angle 90°, steel	218
Swage fitting Interlock, DKOS, heavy series, union nut, hammer, straight, steel	231	Swage fitting Interlock, PLUS, DKOS, heavy series, union nut, straight, steel	217
Swage fitting Interlock, DKOS, heavy series, union nut, hammer, straight, steel	230	Swage fitting Interlock, PLUS, SFL 3000 PSI flange, angle 180°, steel	220
Swage fitting Interlock, DKOS, heavy series, union nut, straight, steel	186	Swage fitting Interlock, PLUS, SFL 3000 PSI flange, angle 45°, steel	219
Swage fitting Interlock, DKOS, heavy series, union nut, straight, steel	167	Swage fitting Interlock, PLUS, SFL 3000 PSI flange, angle 90°, steel	220
Swage fitting Interlock, for spiral hose, ORFS with union nut, angle 45°, steel.	174	Swage fitting Interlock, PLUS, SFL 3000 PSI flange, straight, steel	219
Swage fitting Interlock, for spiral hose, ORFS with union nut, angle 90°, steel.	175	Swage fitting Interlock, PLUS, SFS 6000 PSI flange, angle 105°, steel	224
Swage fitting Interlock, for spiral hose, ORFS with union nut, straight, steel.	174	Swage fitting Interlock, PLUS, SFS 6000 PSI flange, angle 15°, steel	221
Swage fitting Interlock, high pressure 500 bar, DKOS, heavy series, union nut, angle 45°, steel	205	Swage fitting Interlock, PLUS, SFS 6000 PSI flange, angle 30°, steel	222
Swage fitting Interlock, high pressure 500 bar, DKOS, heavy series, union nut, angle 90°, steel	206	Swage fitting Interlock, PLUS, SFS 6000 PSI flange, angle 45°, steel	222
Swage fitting Interlock, high pressure 500 bar, DKOS, heavy series, union nut, straight, steel	205	Swage fitting Interlock, PLUS, SFS 6000 PSI flange, angle 60°, steel	222
Swage fitting Interlock, high pressure 500 bar, SFS 6000 PSI flange, angle 45°, steel	207	Swage fitting Interlock, PLUS, SFS 6000 PSI flange, angle 65°, steel	223
Swage fitting Interlock, high pressure 500 bar, SFS 6000 PSI flange, angle 60°, steel	207	Swage fitting Interlock, PLUS, SFS 6000 PSI flange, angle 70°, steel	223
Swage fitting Interlock, high pressure 500 bar, SFS 6000 PSI flange, angle 90°, steel	207	Swage fitting Interlock, PLUS, SFS 6000 PSI flange, angle 90°, steel	223
Swage fitting Interlock, high pressure 500 bar, SFS 6000 PSI flange, straight, steel	206	Swage fitting Interlock, PLUS, SFS 6000 PSI flange, straight, steel	221
Swage fitting Interlock, Long Life, AGJ male thread, straight, steel	211	Swage fitting Interlock, PLUS, SK6 6000 PSI tapered flange, angle 10°, steel	225
Swage fitting Interlock, Long Life, AGR, male thread, straight, steel	210	Swage fitting Interlock, PLUS, SK6 6000 PSI tapered flange, angle 100°, steel	228
Swage fitting Interlock, Long Life, DKOS, heavy series, union nut, straight, steel	210	Swage fitting Interlock, PLUS, SK6 6000 PSI tapered flange, angle 105°, steel	228
Swage fitting Interlock, Long Life, NPT/F, male thread, straight, steel	211	Swage fitting Interlock, PLUS, SK6 6000 PSI tapered flange, angle 110°, steel	229
Swage fitting Interlock, Long Life, SFL 3000 PSI, angle 45°, steel	212	Swage fitting Interlock, PLUS, SK6 6000 PSI tapered flange, angle 120°, steel	229
Swage fitting Interlock, Long Life, SFL 3000 PSI, angle 90°, steel	213	Swage fitting Interlock, PLUS, SK6 6000 PSI tapered flange, angle 135°, steel	229
Swage fitting Interlock, Long Life, SFL 3000 PSI, straight, steel	212	Swage fitting Interlock, PLUS, SK6 6000 PSI tapered flange, angle 15°, steel	226
Swage fitting Interlock, Long Life, SFS 6000 PSI flange, angle 45°, steel	214	Swage fitting Interlock, PLUS, SK6 6000 PSI tapered flange, angle 22.5°, steel	226
Swage fitting Interlock, Long Life, SFS 6000 PSI flange, angle 90°, steel	214	Swage fitting Interlock, PLUS, SK6 6000 PSI tapered flange, angle 30°, steel	226
Swage fitting Interlock, Long Life, SFS 6000 PSI flange, straight, steel	213	Swage fitting Interlock, PLUS, SK6 6000 PSI tapered flange, angle 45°, steel	227
Swage fitting Interlock, NPT/F, male thread, straight, steel	190	Swage fitting Interlock, PLUS, SK6 6000 PSI tapered flange, angle 60°, steel	227
Swage fitting Interlock, NPT/F, male thread, straight, steel	201	Swage fitting Interlock, PLUS, SK6 6000 PSI tapered flange, angle 70°, steel	227
Swage fitting Interlock, NPT/F, male thread, straight, steel	172	Swage fitting Interlock, PLUS, SK6 6000 PSI tapered flange, angle 90°, steel	228
Swage fitting Interlock, ORFS male thread, straight, steel	175	Swage fitting Interlock, PLUS, SK6 6000 PSI tapered flange, straight, steel	225
Swage fitting Interlock, ORFS with union nut, angle 45°, steel	192	Swage fitting Interlock, SFL 3000 PSI flange, angle 45°, steel	194
Swage fitting Interlock, ORFS with union nut, angle 90°, steel	193	Swage fitting Interlock, SFL 3000 PSI flange, angle 45°, steel	176
Swage fitting Interlock, ORFS with union nut, straight, steel	192	Swage fitting Interlock, SFL 3000 PSI flange, angle 90°, steel	194
Swage fitting Interlock, PLUS, CES, male thread, straight, steel	218	Swage fitting Interlock, SFL 3000 PSI flange, angle 90°, steel	177

Swage fitting Interlock, SFL 3000 PSI flange, straight, steel	193	Swage nipple, CEFL/S, French, male thread, straight, steel	147
Swage fitting Interlock, SFL 3000 PSI flange, straight, steel	176	Swage nipple, CEL, light series, male thread, straight, steel	106
Swage fitting Interlock, SFS 6000 PSI flange, angle 135°, steel	180	Swage nipple, CES, heavy series, male thread, straight, steel	107
Swage fitting Interlock, SFS 6000 PSI flange, angle 45°, steel	196	Swage nipple, DKF, angle 45°, steel	148
Swage fitting Interlock, SFS 6000 PSI flange, angle 45°, steel	179	Swage nipple, DKF, angle 90°, steel	148
Swage fitting Interlock, SFS 6000 PSI flange, angle 90°, steel	196	Swage nipple, DKF, steel	147
Swage fitting Interlock, SFS 6000 PSI flange, angle 90°, steel	179	Swage nipple, DKFL, steel	146
Swage fitting Interlock, SFS 6000 PSI flange, straight, steel	195	Swage nipple, DKJ with union nut, angle 45°, steel	128
Swage fitting Interlock, SFS 6000 PSI flange, straight, steel	178	Swage nipple, DKJ with union nut, angle 90°, compact, steel	129
Swage fitting Interlock, SFS-CAT flange, angle 45°, steel	197	Swage nipple, DKJ with union nut, angle 90°, steel	128
Swage fitting Interlock, SFS-CAT flange, angle 45°, steel	182	Swage nipple, DKJ with union nut, straight, steel	127
Swage fitting Interlock, SFS-CAT flange, angle 90°, steel	198	Swage nipple, DKL, union nut, angle 45°, steel	98
Swage fitting Interlock, SFS-CAT flange, angle 90°, steel	182	Swage nipple, DKL, union nut, angle 90°, steel	99
Swage fitting Interlock, SFS-CAT flange, straight, steel	197	Swage nipple, DKL, union nut, straight, steel	98
Swage fitting Interlock, SFS-CAT flange, straight, steel	181	Swage nipple, DKM, union nut, angle 45°, steel	112
Swage fitting Interlock for spiral hose, DKOJ, union nut, straight, steel	191	Swage nipple, DKM, union nut, angle 90°, steel	113
Swage nipple, 2ST - 4SP, SSKV connector, straight, steel	157	Swage nipple, DKM, union nut, straight, steel	112
Swage nipple, 2ST - 4SP, SSKV female, straight, steel	156	Swage nipple, DKM flat seal, union nut, straight, steel	113
Swage nipple, AFLF/S, French, union nut, angle 45°, steel	146	Swage nipple, DKO-KAE, straight, steel	150
Swage nipple, AFLF/S, French, union nut, angle 90°, steel	146	Swage nipple, DKOL, light series, union nut, angle 45°, steel	102
Swage nipple, AGJ, male thread, straight, steel	130	Swage nipple, DKOL, light series, union nut, angle 45°, steel	238
Swage nipple, AGM, male thread, straight, steel	114	Swage nipple, DKOL, light series, union nut, angle 90°, steel	102
Swage nipple, AGM flat seal, male thread, straight, steel	114	Swage nipple, DKOL, light series, union nut, angle 90°, steel	238
Swage nipple, AGN, male thread, straight, steel	126	Swage nipple, DKOL, light series, union nut, straight, steel	101
Swage nipple, AG ORFS, steel	138	Swage nipple, DKOL, very light series, union nut, straight, steel	238
Swage nipple, AGR, male thread, straight, steel	121	Swage nipple, DKOLL, very light series, union nut, angle 45°, steel	237
Swage nipple, AGR flat seal, male thread, straight, steel	124	Swage nipple, DKOLL, very light series, union nut, angle 90°, steel	237
Swage nipple, AGR tapered, male thread, straight, steel	122	Swage nipple, DKOLL, very light series, union nut, straight, steel	237
Swage nipple, ARG, gas connection, steel	154	Swage nipple, DKOR, union nut, angle 45°, steel	119
Swage nipple, ARG-LH, gas connection, steel	155	Swage nipple, DKOR, union nut, angle 90°, compact, steel	120
Swage nipple, BEF, steel	149	Swage nipple, DKOR, union nut, angle 90°, steel	119
Swage nipple, BEL, light series, standpipe, angle 45°, steel	108	Swage nipple, DKOR, union nut, straight, steel	118
Swage nipple, BEL, light series, standpipe, angle 90°, steel	109	Swage nipple, DKOS, heavy series, union nut, angle 45°, steel	105
Swage nipple, BEL, light series, standpipe, straight, steel	108	Swage nipple, DKOS, heavy series, union nut, angle 90°, steel	105
Swage nipple, BES, heavy series, standpipe, angle 45°, steel	111	Swage nipple, DKOS, heavy series, union nut, straight, steel	104
Swage nipple, BES, heavy series, standpipe, angle 90°, steel	111	Swage nipple, DKR, union nut, angle 45°, compact, steel	117
Swage nipple, BES, heavy series, standpipe, straight, steel	110	Swage nipple, DKR, union nut, angle 45°, steel	116
Swage nipple, CEF, steel	149	Swage nipple, DKR, union nut, angle 90°, compact, steel	118
		Swage nipple, DKR, union nut, angle 90°, steel	116
		Swage nipple, DKR, union nut, straight, steel	115
		Swage nipple, DKR flat seal, union nut, angle 45°, steel	124
		Swage nipple, DKR flat seal, union nut, angle 90°, steel	124
		Swage nipple, DKR flat seal, union nut, straight, steel	123
		Swage nipple, DKS, union nut, angle 90°, steel	100
		Swage nipple, DKS, union nut, straight, steel	100

Swage nipple, DKSAE, angle 45°, steel	135	Textile hose, EN854 2TE, EN 45545-2 approved (railway)	50
Swage nipple, DKSAE, angle 90°, steel	135	Textile hose, EN854 3TE	49
Swage nipple, DKSAE, steel	135	Thermoplastic hose, multilayer, one - two aramid braids, one steel braid, polyamide inner tube	60
Swage nipple, hose connectors, steel	155	Thermoplastic hose, multilayer, spiral layer, steel braid, polyamide inner tube / cover	60
Swage nipple, imperial banjo, steel	151	Thermoplastic hose, single-layer, ISO 3949/R18, aramid braid	57
Swage nipple, JIS 60° BSP, male thread, Toyota, angle 45°, steel	134	Thermoplastic hose, single-layer, ISO 3949/R8-1, aramid braid	58
Swage nipple, JIS 60° BSP, male thread, Toyota, angle 90°, steel	134	Thermoplastic hose, single-layer, ISO 3949/R8-1, aramid braid, twin hose	68
Swage nipple, JIS 60° BSP, male thread, Toyota, straight, steel	134	Thermoplastic hose, single-layer, ISO 3949/R8-2 NC, aramid braid, electrically non-conductive	59
Swage nipple, JIS 60° BSP, union nut, Toyota, angle 45°, steel	133	Thermoplastic hose, single-layer, polyester braid, copper wire spiral, polyamide inner tube	62
Swage nipple, JIS 60° BSP, union nut, Toyota, angle 90°, steel	133	Thermoplastic hose, single-layer, polyester braid, copper wire spiral, twin hose, polyamide inner tube	65
Swage nipple, JIS 60° BSP, union nut, Toyota, straight, steel	133	Thermoplastic hose, single-layer, polyester braid, polyamide inner tube	61
Swage nipple, JIS 60° metric, male thread, Komatsu, straight, steel	132	Thermoplastic hose, single-layer, polyester braid, twin hose, polyamide inner tube	64
Swage nipple, JIS 60° metric, union nut, Komatsu, angle 45°, steel	131	Thermoplastic hose, single-layer, steel braid	55
Swage nipple, JIS 60° metric, union nut, Komatsu, angle 90°, steel	132	Thermoplastic hose, single-layer, steel braid, polyamide inner tube	56
Swage nipple, JIS 60° metric, union nut, Komatsu, straight, steel	131	Thermoplastic hose, single-layer, steel braid, twin hose	64
Swage nipple, metric banjo, steel	150	Thermoplastic hose, two-layer, ISO 3949/R7-1, polyester braid	58
Swage nipple, NPT, union nut, straight, steel	125	Thermoplastic hose, two-layer, ISO 3949/R7-1, polyester braid, twin hose	67
Swage nipple, ORFS, union nut, angle 45°, steel	137	Thermoplastic hose, two-layer, one aramid braid, one steel braid	61
Swage nipple, ORFS, union nut, angle 90°, steel	137	Thermoplastic hose, two-layer, one aramid braid, one steel braid, twin hose	69
Swage nipple, ORFS, union nut, hexagon, straight, steel	136	Thermoplastic hose, two-layer, polyester braid, copper wire spiral, polyamide inner tube	63
Swage nipple, ORFS, union nut, straight, steel	136	Thermoplastic hose, two-layer, polyester braid, copper wire spiral, twin hose, polyamide inner tube	67
Swage nipple, plug-in connection, steel	154	Thermoplastic hose, two-layer, polyester braid, polyamide inner tube	63
Swage nipple, SFL 3000 PSI, angle 45°, steel	140	Thermoplastic hose, two-layer, polyester braid, twin hose, polyamide inner tube	66
Swage nipple, SFL 3000 PSI, angle 90°, steel	141		
Swage nipple, SFL 3000 PSI, Komatsu, straight, steel	145		
Swage nipple, SFL 3000 PSI, straight, steel	139		
Swage nipple, SFL-Komatsu, Komatsu, angle 45°, steel	145		
Swage nipple, SFL-Komatsu, Komatsu, angle 90°, steel	145		
Swage nipple, SFS 6000 PSI, angle 45°, steel	142		
Swage nipple, SFS 6000 PSI, angle 60°, length 80 mm, steel	143		
Swage nipple, SFS 6000 PSI, angle 90°, steel	143		
Swage nipple, SFS 6000 PSI, straight, steel	142		
Swage nipple, SFS-CAT flange, angle 45°, steel	144		
Swage nipple, SFS-CAT flange, angle 90°, steel	144		
Swage nipple, SFS-CAT flange, straight, steel	144		
Swage nipple, WEO, connectors, angle 45°, steel	153		
Swage nipple, WEO, connectors, angle 90°, steel	153		
Swage nipple, WEO, connectors, steel	152		
Swage nipple, WEO, plug-in socket, steel	152		
Swage nipple for NY2106, AGN, male thread, straight, steel	235		
Swage nipple for NY2106, DKL, union nut, straight, steel	234		
Swage nipple for NY2106, DKOS, heavy series, union nut, straight, steel	234		
Swage nipple for thermoplastic hose N2106, DKR, union nut, straight, steel	234		
T			
Textile hose, EN854 1TE	48		
Textile hose, EN854 2TE	48		

Product directory

A

AFH 100, Reusable ferrule, for TAF100, steel	254
--	-----

B

BFH 200, Reusable ferrule, for TBF200, steel	255
--	-----

F

FBS, Heat protection hose, silicate fabric	73
--	----

FBSB, Heat protection hose, silicate, silicone	74
--	----

FBSS, Heat protection hose, glass-fibre, silicone	75
---	----

G

GKS, Kink protection, rubber	82
------------------------------	----

H

HD 100, Braided hose, single-layer, EN853 1SN	32
---	----

HD 100 T, Braided hose, single-layer, EN853 1SN, high temperature resistance	33
--	----

HD 200, Braided hose, two-layer, EN853 2SN	36
--	----

HD 200 RM, Braided hose, two-layer, EN853 2SN, higher abrasion resistance	37
---	----

HD 200 S, Braided hose, two-layer, exceeds EN853 2SN, higher working pressures	38
--	----

HD 200 T, Braided hose, two-layer, EN853 2SN, high temperature resistance	39
---	----

HD 500, Spiral hose, EN856 4SH	43
--------------------------------	----

HD 600, Spiral hose, SAE 100 R13	44
----------------------------------	----

HD 700, Spiral hose, SAE100 R15	44
---------------------------------	----

HD 700 LL, Spiral hose, SAE100 R15, Long Life	46
---	----

HD 700 PRO, Spiral hose, SAE100 R15, high abrasion resistant cover	45
--	----

HD 800, Spiral hose, exceeds SAE 100 R15	46
--	----

HF 100, Hot water hose, single-layer, blue	70
--	----

HF 200, Hot water hose, two-layer, blue	70
---	----

HW 100, Hot water hose, single-layer, black	71
---	----

HW 200, Hot water hose, two-layer, black	71
--	----

K

KP 100, Braided hose, single-layer, EN857 1SC	34
---	----

KP 100 P, Braided hose, single-layer, smaller bend radius	34
---	----

KP 100 RAIL, Braided hose, single-layer, EN857 1SC, EN 45545-2 approved (railway)	35
---	----

KP 100 S, Braided hose, single-layer, exceeds EN857 1SC, higher working pressures, smaller bend radius	35
--	----

KP 200, Braided hose, two-layer, EN857 2SC	39
--	----

KP 200 NO, Braided hose, two-layer, EN857 2SC, higher ozone resistance	40
--	----

KP 200 PRO, Braided hose, two-layer, EN857 2SC, high abrasion resistant cover	40
---	----

KP 200 RAIL, Braided hose, two-layer, EN857 2SC, EN 45545-2 approved (railway)	41
--	----

KP 200 RM, Braided hose, two-layer, EN857 2SC, higher abrasion resistance, higher working pressures, smaller bend radius	43
--	----

KP 200 S, Braided hose, two-layer, exceeds EN857 2SC, higher working pressures	42
--	----

KP 600, Spiral hose, ISO18752-CC	47
----------------------------------	----

KP 700, Spiral hose, ISO 18752-CC, higher pressure range	47
--	----

KPZ 200, Braided hose, two-layer, EN857 2SC, twin hose	69
--	----

N

ND 300 T, Push-Lok hoses, high temperature resistance	50
---	----

ND AB, Push-Lok fitting, DKR, union nut, straight, steel	263
--	-----

ND AB 45, Push-Lok fitting, DKR, union nut, angle 45°, steel	263
--	-----

ND AB 90, Push-Lok fitting, DKR, union nut, angle 90°, steel	264
--	-----

ND AFL, Push-Lok fitting, DKL, light series, union nut, straight, steel	259
---	-----

ND AFL 45, Push-Lok fitting, DKL, light series, union nut, angle 45°, steel	259
---	-----

ND AFL 90, Push-Lok fitting, DKL, light series, union nut, angle 90°, steel	260
---	-----

ND AFL K 90, Push-Lok fitting, DKL, light series, union nut, angle 90° compact, steel	260
---	-----

ND AJ, Push-Lok fitting, DKJ, union nut, straight, steel	266
--	-----

ND AJ 90, Push-Lok fitting, DKJ, union nut, angle 90°, steel	267
--	-----

ND AJF, Push-Lok fitting, ORFS, union nut, straight, steel	268
--	-----

ND AJF 45, Push-Lok fitting, ORFS, union nut, angle 45°, steel	268
--	-----

ND AJF 90, Push-Lok fitting, ORFS, union nut, angle 90°, steel	268
--	-----

ND AOL, Push-Lok fitting, DKOL, light series, union nut, straight, steel	261
--	-----

ND AOL 45, Push-Lok fitting, DKOL, light series, union nut, angle 45°, steel	261
--	-----

ND AOL 90, Push-Lok fitting, DKOL, light series, union nut, angle 90°, steel	262
--	-----

ND ASA, Push-Lok fitting, ASA SAE, straight, brass	266
--	-----

ND B, Push-Lok fitting, metric banjo, straight, steel	269
---	-----

ND FL / ND FS, Push-Lok fitting, BEL/S, standpipe, straight, steel	262
--	-----

ND HB, Push-Lok fitting, AGR, male thread, straight, steel	264
--	-----

ND HBK, Push-Lok fitting, AGR tapered, male thread, straight, steel	265
---	-----

ND HJ, Push-Lok fitting, AGJ, male thread, straight, steel	267
--	-----

ND HN, Push-Lok fitting, AGN, male thread, straight, steel	265
--	-----

ND VB, Push-Lok fitting, ASA SAE, hose connectors, straight, steel	269
--	-----

NP 100, Push-Lok hoses, different colours	51
---	----

NP 300, Push-Lok hoses, different colours	52
---	----

NY 100, Thermoplastic hose, single-layer, steel braid	55
---	----

NY 100 PA, Thermoplastic hose, single-layer, steel braid, polyamide inner tube	56
--	----

NY 1800, Thermoplastic hose, single-layer, ISO 3949/R18, aramid braid	57
---	----

NY 2100, Thermoplastic hose, two-layer, one aramid braid, one steel braid	61
---	----

NY 3000, Thermoplastic hose, multilayer, spiral layer, steel braid, polyamide inner tube / cover	60
--	----

NY 500, Thermoplastic hose, multilayer, one - two aramid braids, one steel braid, polyamide inner tube	60
--	----

NY 700, Thermoplastic hose, two-layer, ISO 3949/R7-1, polyester braid	58
---	----

NY 800, Thermoplastic hose, single-layer, ISO 3949/R8-1, aramid braid	58
---	----

NY 800 NC, Thermoplastic hose, single-layer, ISO 3949/R8-2 NC, aramid braid, electrically non-conductive	59
--	----

NYZ 100, Thermoplastic hose, single-layer, steel braid, twin hose	64
NYZ 2100, Thermoplastic hose, two-layer, one aramid braid, one steel braid, twin hose	69
NYZ 700, Thermoplastic hose, two-layer, ISO 3949/R7-1, polyester braid, twin hose	67
NYZ 800, Thermoplastic hose, single-layer, ISO 3949/R8-1, aramid braid, twin hose	68

P

PA 500 A 45 A, Swage fitting Interlock, DKM very light series, union nut, angle 45°, steel	188	PA 500 SF 90 A, Swage fitting Interlock, SFL 3000 PSI flange, angle 90°, steel	194
PA 500 A 90 A, Swage fitting Interlock, DKM very light series, union nut, angle 90°, steel	188	PA 500 SF9 45 A, Swage fitting Interlock, SFS-CAT flange, angle 45°, steel	197
PA 500 A A, Swage fitting, DKM very light series, union nut, straight, steel	188	PA 500 SF9 90 A, Swage fitting Interlock, SFS-CAT flange, angle 90°, steel	198
PA 500 AJ A H, Swage fitting Interlock, DKJ with union nut, hammer, straight, steel	232	PA 500 SF9 A, Swage fitting Interlock, SFS-CAT flange, straight, steel	197
PA 500 AJF 45 A, Swage fitting Interlock, ORFS with union nut, angle 45°, steel	192	PA 500 SF A, Swage fitting Interlock, SFL 3000 PSI flange, straight, steel	193
PA 500 AJF 90 A, Swage fitting Interlock, ORFS with union nut, angle 90°, steel	193	PA 600 AOB, Swage fitting Interlock, DKOR, union nut, straight, steel	200
PA 500 AJF A, Swage fitting Interlock, ORFS with union nut, straight, steel	192	PA 600 AOB 45, Swage fitting Interlock, DKOR, union nut, angle 45°, steel	200
PA 500 AOB 45 A, Swage fitting Interlock, DKOR, union nut, angle 45°, steel	189	PA 600 AOB 90, Swage fitting Interlock, DKOR, union nut, angle 90°, steel	200
PA 500 AOB 90 A, Swage fitting Interlock, DKOR, union nut, angle 90°, steel	189	PA 600 AOJ, Swage fitting Interlock, DKOJ, union nut, straight, steel	202
PA 500 AOB A, Swage fitting Interlock, DKOR, union nut, straight, steel	189	PA 600 AOJ 45, Swage fitting Interlock, DKOJ, union nut, angle 45°, steel	202
PA 500 AOB A H, Swage fitting Interlock, DKOR, union nut, hammer, straight, steel	232	PA 600 AOJ 90, Swage fitting Interlock, DKOJ, union nut, angle 90°, steel	202
PA 500 AOJ 45 A, Swage fitting Interlock, DKOJ, union nut, angle 45°, steel	191	PA 600 HB, Swage fitting Interlock, AGR male thread, straight, steel	201
PA 500 AOJ 90 A, Swage fitting Interlock, DKOJ, union nut, angle 90°, steel	191	PA 600 HJ, Swage fitting Interlock, AGJ male thread, straight, steel	203
PA 500 AOJ A, Swage fitting Interlock for spiral hose, DKOJ, union nut, straight, steel	191	PA 600 HN, Swage fitting Interlock, NPT/F, male thread, straight, steel	201
PA 500 AOL 45 A, Swage fitting Interlock, DKOL, light series, union nut, angle 45°, steel	185	PA 700 AJ, Swage fitting Interlock, DKJ, union nut, straight, steel	172
PA 500 AOL 90 A, Swage fitting Interlock, DKOL, light series, union nut, angle 90°, steel	186	PA 700 AJ 45, Swage fitting Interlock, DKJ with union nut, angle 45°, steel	173
PA 500 AOL A, Swage fitting Interlock, DKOL, light series, union nut, straight, steel	185	PA 700 AJ 90, Swage fitting Interlock, DKJ with union nut, angle 90°, steel	173
PA 500 AOS 45 A, Swage fitting Interlock, DKOS, heavy series, union nut, angle 45°, steel	187	PA 700 AJF, Swage fitting Interlock, for spiral hose, ORFS with union nut, straight, steel.	174
PA 500 AOS 90 A, Swage fitting Interlock, DKOS, heavy series, union nut, angle 90°, steel	187	PA 700 AJF 45, Swage fitting Interlock, for spiral hose, ORFS with union nut, angle 45°, steel.	174
PA 500 AOS A, Swage fitting Interlock, DKOS, heavy series, union nut, straight, steel	186	PA 700 AJF 90, Swage fitting Interlock, for spiral hose, ORFS with union nut, angle 90°, steel.	175
PA 500 AOS A H, Swage fitting Interlock, DKOS, heavy series, union nut, hammer, straight, steel	231	PA 700 AJ H, Swage fitting Interlock, DKJ with union nut, hammer, straight, steel	231
PA 500 HB A, Swage fitting Interlock, AGR male thread, straight, steel	190	PA 700 AOB, Swage fitting Interlock, DKOR, union nut, straight, steel	170
PA 500 HJ A, Swage fitting Interlock, AGJ male thread, straight, steel	192	PA 700 AOB 45, Swage fitting Interlock, DKOR, union nut, angle 45°, steel	170
PA 500 HN A, Swage fitting Interlock, NPT/F, male thread, straight, steel	190	PA 700 AOB 90, Swage fitting Interlock, DKOR, union nut, angle 90°, steel	171
PA 500 HS A, Swage fitting Interlock, CES, heavy series, male thread, straight, steel	187	PA 700 AOB H, Swage fitting Interlock, DKOR, union nut, hammer, straight, steel	230
PA 500 SF 45 A, Swage fitting Interlock, SFL 3000 PSI flange, angle 45°, steel	194	PA 700 AOL, Swage fitting Interlock, DKOL, light series, union nut, straight, steel	166
PA 500 SF6 45 A, Swage fitting Interlock, SFS 6000 PSI flange, angle 45°, steel	196	PA 700 AOL 45, Swage fitting Interlock, DKOL, light series, union nut, angle 45°, steel	166
PA 500 SF6 90 A, Swage fitting Interlock, SFS 6000 PSI flange, angle 90°, steel	196	PA 700 AOL 90, Swage fitting Interlock, DKOL, light series, union nut, angle 90°, steel	166
PA 500 SF6 A, Swage fitting Interlock, SFS 6000 PSI flange, straight, steel	195	PA 700 AOS, Swage fitting Interlock, DKOS, heavy series, union nut, straight, steel	167
		PA 700 AOS 45, Swage fitting Interlock, DKOS, heavy series, union nut, angle 45°, steel	168
		PA 700 AOS 45 PLUS, Swage fitting Interlock, PLUS, DKOS, heavy series, union nut, angle 45°, steel	217
		PA 700 AOS 90, Swage fitting Interlock, DKOS, heavy series, union nut, angle 90°, steel	168
		PA 700 AOS 90 PLUS, Swage fitting Interlock, PLUS, DKOS, heavy series, union nut, angle 90°, steel	218
		PA 700 AOS H, Swage fitting Interlock, DKOS, heavy series, union nut, hammer, straight, steel	230

PA 700 AOS PLUS, Swage fitting Interlock, PLUS, DKOS, heavy series, union nut, straight, steel	217	PA 700 SK6 10 PLUS, Swage fitting Interlock, PLUS, SK6 6000 PSI tapered flange, angle 10°, steel	225
PA 700 HB, Swage fitting Interlock, AGR male thread, straight, steel	171	PA 700 SK6 110 PLUS, Swage fitting Interlock, PLUS, SK6 6000 PSI tapered flange, angle 110°, steel	229
PA 700 HJ, Swage fitting Interlock, AGJ male thread, straight, steel	173	PA 700 SK6 120 PLUS, Swage fitting Interlock, PLUS, SK6 6000 PSI tapered flange, angle 120°, steel	229
PA 700 HJOF, Swage fitting Interlock, ORFS male thread, straight, steel	175	PA 700 SK6 135 PLUS, Swage fitting Interlock, PLUS, SK6 6000 PSI tapered flange, angle 135°, steel	229
PA 700 HL, Swage fitting Interlock, CEL, light series, male thread, straight, steel	169	PA 700 SK6 15 PLUS, Swage fitting Interlock, PLUS, SK6 6000 PSI tapered flange, angle 15°, steel	226
PA 700 HN, Swage fitting Interlock, NPT/F, male thread, straight, steel	172	PA 700 SK6 22,5 PLUS, Swage fitting Interlock, PLUS, SK6 6000 PSI tapered flange, angle 22.5°, steel	226
PA 700 HS, Swage fitting Interlock, CES, heavy series, male thread, straight, steel	169	PA 700 SK6 30 PLUS, Swage fitting Interlock, PLUS, SK6 6000 PSI tapered flange, angle 30°, steel	226
PA 700 HS PLUS, Swage fitting Interlock, PLUS, CES, male thread, straight, steel	218	PA 700 SK6 45 PLUS, Swage fitting Interlock, PLUS, SK6 6000 PSI tapered flange, angle 45°, steel	227
PA 700 SF, Swage fitting Interlock, SFL 3000 PSI flange, straight, steel	176	PA 700 SK6 60 PLUS, Swage fitting Interlock, PLUS, SK6 6000 PSI tapered flange, angle 60°, steel	227
PA 700 SF 180 PLUS, Swage fitting Interlock, PLUS, SFL 3000 PSI flange, angle 180°, steel	220	PA 700 SK6 70 PLUS, Swage fitting Interlock, PLUS, SK6 6000 PSI tapered flange, angle 70°, steel	227
PA 700 SF 45, Swage fitting Interlock, SFL 3000 PSI flange, angle 45°, steel	176	PA 700 SK6 90 PLUS, Swage fitting Interlock, PLUS, SK6 6000 PSI tapered flange, angle 90°, steel	228
PA 700 SF 45 PLUS, Swage fitting Interlock, PLUS, SFL 3000 PSI flange, angle 45°, steel	219	PA 700 SK6 PLUS, Swage fitting Interlock, PLUS, SK6 6000 PSI tapered flange, straight, steel	225
PA 700 SF6, Swage fitting Interlock, SFS 6000 PSI flange, straight, steel	178	PA 800 AOS, Swage fitting Interlock, high pressure 500 bar, DKOS, heavy series, union nut, straight, steel	205
PA 700 SF6 105 PLUS, Swage fitting Interlock, PLUS, SFS 6000 PSI flange, angle 105°, steel	224	PA 800 AOS 45, Swage fitting Interlock, high pressure 500 bar, DKOS, heavy series, union nut, angle 45°, steel	205
PA 700 SF6 135, Swage fitting Interlock, SFS 6000 PSI flange, angle 135°, steel	180	PA 800 AOS 90, Swage fitting Interlock, high pressure 500 bar, DKOS, heavy series, union nut, angle 90°, steel	206
PA 700 SF6 15 PLUS, Swage fitting Interlock, PLUS, SFS 6000 PSI flange, angle 15°, steel	221	PA 800 SF6, Swage fitting Interlock, high pressure 500 bar, SFS 6000 PSI flange, straight, steel	206
PA 700 SF6 30 PLUS, Swage fitting Interlock, PLUS, SFS 6000 PSI flange, angle 30°, steel	222	PA 800 SF6 45, Swage fitting Interlock, high pressure 500 bar, SFS 6000 PSI flange, angle 45°, steel	207
PA 700 SF6 45, Swage fitting Interlock, SFS 6000 PSI flange, angle 45°, steel	179	PA 800 SF6 60, Swage fitting Interlock, high pressure 500 bar, SFS 6000 PSI flange, angle 60°, steel	207
PA 700 SF6 45 PLUS, Swage fitting Interlock, PLUS, SFS 6000 PSI flange, angle 45°, steel	222	PA 800 SF6 90, Swage fitting Interlock, high pressure 500 bar, SFS 6000 PSI flange, angle 90°, steel	207
PA 700 SF6 60 PLUS, Swage fitting Interlock, PLUS, SFS 6000 PSI flange, angle 60°, steel	222	PAH 700 AOS, Swage fitting Interlock, Long Life, DKOS, heavy series, union nut, straight, steel	210
PA 700 SF6 65 PLUS, Swage fitting Interlock, PLUS, SFS 6000 PSI flange, angle 65°, steel	223	PAH 700 HB, Swage fitting Interlock, Long Life, AGR, male thread, straight, steel	210
PA 700 SF6 70 PLUS, Swage fitting Interlock, PLUS, SFS 6000 PSI flange, angle 70°, steel	223	PAH 700 HJ, Swage fitting Interlock, Long Life, AGJ male thread, straight, steel	211
PA 700 SF6 90, Swage fitting Interlock, SFS 6000 PSI flange, angle 90°, steel	179	PAH 700 HN, Swage fitting Interlock, Long Life, NPT/F, male thread, straight, steel	211
PA 700 SF6 90 PLUS, Swage fitting Interlock, PLUS, SFS 6000 PSI flange, angle 90°, steel	223	PAH 700 SF, Swage fitting Interlock, Long Life, SFL 3000 PSI, straight, steel	212
PA 700 SF6 PLUS, Swage fitting Interlock, PLUS, SFS 6000 PSI flange, straight, steel	221	PAH 700 SF 45, Swage fitting Interlock, Long Life, SFL 3000 PSI, angle 45°, steel	212
PA 700 SF9, Swage fitting Interlock, SFS-CAT flange, straight, steel	181	PAH 700 SF6, Swage fitting Interlock, Long Life, SFS 6000 PSI flange, straight, steel	213
PA 700 SF 90, Swage fitting Interlock, SFL 3000 PSI flange, angle 90°, steel	177	PAH 700 SF6 45, Swage fitting Interlock, Long Life, SFS 6000 PSI flange, angle 45°, steel	214
PA 700 SF 90 PLUS, Swage fitting Interlock, PLUS, SFL 3000 PSI flange, angle 90°, steel	220	PAH 700 SF6 90, Swage fitting Interlock, Long Life, SFS 6000 PSI flange, angle 90°, steel	214
PA 700 SF9 45, Swage fitting Interlock, SFS-CAT flange, angle 45°, steel	182	PAH 700 SF 90, Swage fitting Interlock, Long Life, SFL 3000 PSI, angle 90°, steel	213
PA 700 SF9 90, Swage fitting Interlock, SFS-CAT flange, angle 90°, steel	182	PAY 3000 AOS, Swage fitting for NY3000, DKOS, union nut, steel	246
PA 700 SF PLUS, Swage fitting Interlock, PLUS, SFL 3000 PSI flange, straight, steel	219	PAY 3000 HS, Swage fitting for NY3000, CES, male thread, steel	246
PA 700 SK6 100 PLUS, Swage fitting Interlock, PLUS, SK6 6000 PSI tapered flange, angle 100°, steel	228		
PA 700 SK6 105 PLUS, Swage fitting Interlock, PLUS, SK6 6000 PSI tapered flange, angle 105°, steel	228		

PAY 500 AB, Swage fitting, Type PAY, DKR, straight, steel	243	PN AJ 45, Swage nipple, DKJ with union nut, angle 45°, steel	128
PAY 500 AOS, Swage fitting, type PAY, DKOS, heavy series, union nut, straight, steel	242	PN AJ 90, Swage nipple, DKJ with union nut, angle 90°, steel	128
PAY 500 HB, Swage fitting, type PAY, AGR male thread, straight, steel	243	PN AJF, Swage nipple, ORFS, union nut, straight, steel	136
PAY 500 HN, Swage fitting, type PAY, NPT/F, male thread, straight, steel	244	PN AJF 45, Swage nipple, ORFS, union nut, angle 45°, steel	137
PAY 500 HS, Swage fitting, type PAY, CES, heavy series, male thread, straight, steel	242	PN AJF 90, Swage nipple, ORFS, union nut, angle 90°, steel	137
PHD 100, Swage ferrule for braided hose, skive ferrule, steel	158	PN AJF SK, Swage nipple, ORFS, union nut, hexagon, straight, steel	136
PHD 200, Swage ferrule for braided hose, skive ferrule, steel	158	PN AJK 90, Swage nipple, DKJ with union nut, angle 90°, compact, steel	129
PHD 400, Swage ferrule, skive ferrule, steel	159	PN ALI, Swage nipple, JIS 60° metric, union nut, Komatsu, straight, steel	131
PHF 100, Swage ferrule for TF100, steel	255	PN ALI 45, Swage nipple, JIS 60° metric, union nut, Komatsu, angle 45°, steel	131
PHF 200, Swage ferrule for TF200, steel	256	PN ALI 90, Swage nipple, JIS 60° metric, union nut, Komatsu, angle 90°, steel	132
PHN 100, Swage ferrule for braided hose, non-skive ferrule, steel	160	PN AM, Swage nipple, DKM flat seal, union nut, straight, steel	113
PHN 200, Swage ferrule for braided hose, non-skive ferrule, steel	160	PN AN, Swage nipple, NPT, union nut, straight, steel	125
PHT, Swage ferrule for TE200, TE300, steel	161	PN AOB, Swage nipple, DKOR, union nut, straight, steel	118
PHT 200, Swage ferrule for TE200, steel	162	PN AOB 45, Swage nipple, DKOR, union nut, angle 45°, steel	119
PHT 300, Swage ferrule for TE300, steel	162	PN AOB 90, Swage nipple, DKOR, union nut, angle 90°, steel	119
PHY 100, Swage ferrule for NY100, steel	239	PN AOBK 90, Swage nipple, DKOR, union nut, angle 90°, compact, steel	120
PHY 2100, Swage ferrule for NY2100, steel	240	PN AOL, Swage nipple, DKOL, light series, union nut, straight, steel	101
PHY 700, Swage ferrule for NY700, steel	239	PN AOL 45, Swage nipple, DKOL, light series, union nut, angle 45°, steel	102
PHY 700 N, Swage ferrule for hose NY700, steel	239	PN AOL 90, Swage nipple, DKOL, light series, union nut, angle 90°, steel	102
PHY 800, Swage ferrule for NY800, steel	239	PN AOS, Swage nipple, DKOS, heavy series, union nut, straight, steel	104
PHY 800 N, Swage ferrule for hose NY800, steel	240	PN AOS 45, Swage nipple, DKOS, heavy series, union nut, angle 45°, steel	105
PKF, Kink protection, spring	82	PN AOS 90, Swage nipple, DKOS, heavy series, union nut, angle 90°, steel	105
PKN 100, Swage ferrule for KP100 Pilot, non-skive ferrule, steel	161	PN AR, Swage nipple, DKR flat seal, union nut, straight, steel	123
PKS, Kink protection, PVC	83	PN AR 45, Swage nipple, DKR flat seal, union nut, angle 45°, steel	124
PN A, Swage nipple, DKM, union nut, straight, steel	112	PN AR 90, Swage nipple, DKR flat seal, union nut, angle 90°, steel	124
PN A 45, Swage nipple, DKM, union nut, angle 45°, steel	112	PN ARG, Swage nipple, ARG, gas connection, steel	154
PN A 90, Swage nipple, DKM, union nut, angle 90°, steel	113	PN ARG LH, Swage nipple, ARG-LH, gas connection, steel	155
PN AB, Swage nipple, DKR, union nut, straight, steel	115	PN ARI, Swage nipple, JIS 60° BSP, union nut, Toyota, straight, steel	133
PN AB 45, Swage nipple, DKR, union nut, angle 45°, steel	116	PN ARI 45, Swage nipple, JIS 60° BSP, union nut, Toyota, angle 45°, steel	133
PN AB 90, Swage nipple, DKR, union nut, angle 90°, steel	116	PN ARI 90, Swage nipple, JIS 60° BSP, union nut, Toyota, angle 90°, steel	133
PN ABK 45, Swage nipple, DKR, union nut, angle 45°, compact, steel	117	PN ASA, Swage nipple, DKSAE, steel	135
PN ABK 90, Swage nipple, DKR, union nut, angle 90°, compact, steel	118	PN ASA 45, Swage nipple, DKSAE, angle 45°, steel	135
PN AF, Swage nipple, DKF, steel	147	PN ASA 90, Swage nipple, DKSAE, angle 90°, steel	135
PN AF 45, Swage nipple, DKF, angle 45°, steel	148	PN B, Swage nipple, metric banjo, steel	150
PN AF 90, Swage nipple, DKF, angle 90°, steel	148	PN BR, Swage nipple, imperial banjo, steel	151
PN AFL, Swage nipple, DKL, union nut, straight, steel	98	PN FF, Swage nipple, BEF, steel	149
PN AFL 45, Swage nipple, DKL, union nut, angle 45°, steel	98	PN FL, Swage nipple, BEL, light series, standpipe, straight, steel	108
PN AFL 90, Swage nipple, DKL, union nut, angle 90°, steel	99	PN FL 45, Swage nipple, BEL, light series, standpipe, angle 45°, steel	108
PN AFLF / PN AFSF, Swage nipple, DKFL, steel	146		
PN AFLF 45 / PN AFSF 45, Swage nipple, AFLF/S, French, union nut, angle 45°, steel	146		
PN AFLF 90 / PN AFSF 90, Swage nipple, AFLF/S, French, union nut, angle 90°, steel	146		
PN AFS, Swage nipple, DKS, union nut, straight, steel	100		
PN AFS 90, Swage nipple, DKS, union nut, angle 90°, steel	100		
PN AJ, Swage nipple, DKJ with union nut, straight, steel	127		

PN FL 90, Swage nipple, BEL, light series, standpipe, angle 90°, steel	109	PN WEO S, Swage nipple, WEO, connectors, steel	152
PN FS, Swage nipple, BES, heavy series, standpipe, straight, steel	110	PN WEO S 45, Swage nipple, WEO, connectors, angle 45°, steel	153
PN FS 45, Swage nipple, BES, heavy series, standpipe, angle 45°, steel	111	PN WEO S 90, Swage nipple, WEO, connectors, angle 90°, steel	153
PN FS 90, Swage nipple, BES, heavy series, standpipe, angle 90°, steel	111	PN WEO SB, Swage nipple, WEO, plug-in socket, steel	152
PN H, Swage nipple, AGM, male thread, straight, steel	114	PNY 2100 AB, Swage nipple for thermoplastic hose N2106, DKR, union nut, straight, steel	234
PN HB, Swage nipple, AGR, male thread, straight, steel	121	PNY 2100 AFL, Swage nipple for NY2106, DKL, union nut, straight, steel	234
PN HBK, Swage nipple, AGR tapered, male thread, straight, steel	122	PNY 2100 AOS, Swage nipple for NY2106, DKOS, heavy series, union nut, straight, steel	234
PN HF, Swage nipple, CEF, steel	149	PNY 2100 HN, Swage nipple for NY2106, AGN, male thread, straight, steel	235
PN HJ, Swage nipple, AGJ, male thread, straight, steel	130	PNY AOL, Swage nipple, DKOL, very light series, union nut, straight, steel	238
PN HJL, Swage nipple, JIS 60° metric, male thread, Komatsu, straight, steel	132	PNY AOL 45, Swage nipple, DKOL, light series, union nut, angle 45°, steel	238
PN HJOF, Swage nipple, AG ORFS, steel	138	PNY AOL 90, Swage nipple, DKOL, light series, union nut, angle 90°, steel	238
PN HJR, Swage nipple, JIS 60° BSP, male thread, Toyota, straight, steel	134	PNY AOLL, Swage nipple, DKOLL, very light series, union nut, straight, steel	237
PN HJR 45, Swage nipple, JIS 60° BSP, male thread, Toyota, angle 45°, steel	134	PNY AOLL 45, Swage nipple, DKOLL, very light series, union nut, angle 45°, steel	237
PN HJR 90, Swage nipple, JIS 60° BSP, male thread, Toyota, angle 90°, steel	134	PNY AOLL 90, Swage nipple, DKOLL, very light series, union nut, angle 90°, steel	237
PN HL, Swage nipple, CEL, light series, male thread, straight, steel	106	PSG 100 RI, Swage ferrule for SG100 RI, steel	163
PN HLF / PN HSF, Swage nipple, CEFL/S, French, male thread, straight, steel	147	PSGB 100, Swage ferrule for SGB100, steel	162
PN HM, Swage nipple, AGM flat seal, male thread, straight, steel	114	PSGD 100, Swage ferrule for SGD100, steel	163
PN HN, Swage nipple, AGN, male thread, straight, steel	126	R	
PN HR, Swage nipple, AGR flat seal, male thread, straight, steel	124	RKS, Kink protection, pipe	83
PN HS, Swage nipple, CES, heavy series, male thread, straight, steel	107	S	
PN KAE 97, Swage nipple, DKO-KAE, straight, steel	150	SG 100 RI, Suction hose, square corrugated cover	54
PN SF, Swage nipple, SFL 3000 PSI, straight, steel	139	SG 100 RI EP, Suction hose, square corrugated cover, EPDM	54
PN SF 45, Swage nipple, SFL 3000 PSI, angle 45°, steel	140	SGB 100, Suction hose, exceeds SAE 100 R4	53
PN SF6, Swage nipple, SFS 6000 PSI, straight, steel	142	SGD 100, Suction and pressure hose	55
PN SF6 45, Swage nipple, SFS 6000 PSI, angle 45°, steel	142	SGF, Protective braiding, electro galvanised	76
PN SF6 60, Swage nipple, SFS 6000 PSI, angle 60°, length 80 mm, steel	143	SSF, Abrasion protection, flat	77
PN SF6 90, Swage nipple, SFS 6000 PSI, angle 90°, steel	143	SSK, Plastic abrasion protection, polyamide 6	75
PN SF9, Swage nipple, SFS-CAT flange, straight, steel	144	SSK C, Plastic abrasion protection, hard PVC	76
PN SF 90, Swage nipple, SFL 3000 PSI, angle 90°, steel	141	SSK PE, Plastic abrasion protection, polyethylene	78
PN SF9 45, Swage nipple, SFS-CAT flange, angle 45°, steel	144	SSK PE GE, Plastic abrasion protection, polyethylene, yellow	79
PN SF9 90, Swage nipple, SFS-CAT flange, angle 90°, steel	144	SSK RAIL, Abrasion protection flat, EN 45545-2 approved (railway)	79
PN SFK, Swage nipple, SFL 3000 PSI, Komatsu, straight, steel	145	SSR, Abrasion protection, round	77
PN SFK 45, Swage nipple, SFL-Komatsu, Komatsu, angle 45°, steel	145	SSR E, Round abrasion protection, tightly wound	78
PN SFK 90, Swage nipple, SFL-Komatsu, Komatsu, angle 90°, steel	145	SST, Shrink hose	80
PN SO, Swage nipple, plug-in connection, steel	154	SSTK, Shrink hose with adhesive coating	80
PN SSKV M, Swage nipple, 2ST - 4SP, SSKV female, straight, steel	156	SSTK-T, Shrink hose with adhesive coating, transparent	80
PN SSKV S, Swage nipple, 2ST - 4SP, SSKV connector, straight, steel	157	STOP FS, Stopflex hose clamp	83
PN VB, Swage nipple, hose connectors, steel	155	STOP LOCK, Hose retention system	86
		STOP LOCK-KIT, Hose-retention-system toolkit	87
		STOP LOCK-TAPE, Hose-retention-system tape	87
		STOP ROV, Stopflex mounting, pipe fitting	85
		STOP SAE, Stopflex fastening flange and other	84
		T	
		TAF 100, Thermoplastic hose, single-layer, polyester braid, polyamide inner tube	61

TAF 100 CU, Thermoplastic hose, single-layer, polyester braid, copper wire spiral, polyamide inner tube	62
TAFZ 100, Thermoplastic hose, single-layer, polyester braid, twin hose, polyamide inner tube	64
TAFZ 100 CU, Thermoplastic hose, single-layer, polyester braid, copper wire spiral, twin hose, polyamide inner tube	65
TBF 200, Thermoplastic hose, two-layer, polyester braid, polyamide inner tube	63
TBF 200 CU, Thermoplastic hose, two-layer, polyester braid, copper wire spiral, polyamide inner tube	63
TBFZ 200, Thermoplastic hose, two-layer, polyester braid, twin hose, polyamide inner tube	66
TBFZ 200 CU, Thermoplastic hose, two-layer, polyester braid, copper wire spiral, twin hose, polyamide inner tube	67
TE 100, Textile hose, EN854 1TE	48
TE 200 B, Textile hose, EN854 2TE	48
TE 200 RAIL, Textile hose, EN854 2TE, EN 45545-2 approved (railway)	50
TE 300, Textile hose, EN854 3TE	49
TF 100, PTFE-Smooth-bore-hose white, 1 stainless steel braid	72
TF 200, PTFE-Smooth-bore-hose white, 2 stainless steel braids	73
TGF BAND, Hose bundling	81
TGF ISO, Hose protection	85
TGF ISO K, Hose bundling with velcro	81
TRN A, Reusable fitting, straight, DKM, steel	254
TRN AB, Reusable fitting, straight, DKR, steel	254
TRN FL / TRN FS, Reusable fitting, straight, BEL/BES, steel	253
TRN HL, Reusable fitting, straight, CEL, steel	252
TRN HS, Reusable fitting, straight, CES, steel	253
TRP A, Swage fitting, straight, DKM, steel	251
TRP AB, Swage fitting, straight, DKR, steel	251
TRP AJ, Swage fitting, straight, DKJ, steel	252
TRP AOL, Swage fitting, straight, DKOL, steel	248
TRP AOS, Swage fitting, straight, DKOS, steel	248
TRP FL, Swage fitting, straight, BEL, steel	250
TRP FS, Swage fitting, straight, BES, steel	250
TRP HB, Swage fitting, straight, AGR, steel	251
TRP HL, Swage fitting, straight, CEL, steel	249
TRP HN, Swage fitting, straight, AGN, steel	252
TRP HS, Swage fitting, steel	249



RAPID HYDRAULIC SERVICE

ON THE SPOT IMMEDIATELY, DAY OR NIGHT

Our 280 response vehicles of the mobile Rapid Hydraulic Service are always just a phone call away. Whether on a construction site, during the harvest or in a factory: in the event of a machine failure, all work is carried out on site – and round the clock.

Tel. 24/7: 0800 77 12345 (Int. +49 421 9897 7690)



FLUID SERVICE

QUICK. COMPETENT. RELIABLE.

Hydraulic oil is an important engineering element in hydraulic systems, but maintaining it is often neglected. Yet regular oil care is one of the critical factors in ensuring trouble-free operation. Systems can only work properly with: absolutely clean oil.

www.hansa-flex.com/en/fluidservice



INDUSTRIAL SERVICE

MAINTENANCE AND OPTIMISATION

Your machinery has to operate all around the clock. Preventative maintenance from HANSA-FLEX Industrial Service helps you to reduce costs and ensure optimum system running times. We can advise you on everything from the choice of suitable hydraulic components to system optimisation.

www.hansa-flex.com/en/industrial_service

Hose technology / EN / Rev.A / 2022

HANSA-FLEX AG

Zum Panrepel 44 • 28307 Bremen

Tel. +49 421 489070 • Fax +49 421 4890748

info@hansa-flex.com

WWW.HANSA-FLEX.COM